

*****ATTACHMENTS*****

II

R. O. No. _____ - 20 - 21. By FINANCE DIRECTOR. October 19, 2020.

Submitting 2021 Budget adjustments related to Res. No. 103-20-21 by Alderpersons Donohue and Sorenson establishing the 2021 Budget appropriations and the 2020 Tax Levy for use during the calendar year.

Con

Finance Director

2021 Budget -Changes per 10/12/2020 Finance and Personnel Committee

Financial Changes

Change	Budget Area
Reduce \$157,190	GENERAL FUND: Public Safety
Increase \$157,190	SPECIAL REVENUE: Public Safety
Decrease \$157,190	GENERAL FUND: Other Financing Sources
Decrease \$157,190	SPECIAL REVENUE: Transfers and other expenses
Increase \$54,692	GENERAL FUND: Intergovernmental Revenue
Decrease \$53,909	SPECIAL REVENUE: Licenses and Permits
Increase \$25,333	SPECIAL REVENUE: Taxes
Decrease \$53,182	DEBT SERVICE: Transfers and other expenses
Increase \$600,000	GENERAL FUND: Transfers and other expenses
Decrease \$90,333	SPECIAL REVENUE: Culture and Recreation

Personnel Changes

Change	Position Category
Reduce 1.0 FTE	GENERAL FUND: Public Safety: Fire Department: Assistant Fire Chief
Add 1.0 FTE	SPECIAL REVENUE FUND: Ambulance: Assistant Fire Chief
Reduce 1.0 FTE	SPECIAL REVENUE FUND: Mead Public Library: Page Supervisor

2021 BUDGET SUMMARY

GOVERNMENTAL FUNDS

	General Fund	Special Revenue	Debt Service	Capital Improvement	Fiduciary Funds	Proprietary Funds
Revenue						
Taxes	\$18,791,155	\$3,831,813	\$9,387,912	\$1,557,000	\$0	\$450,613
Licenses and Permits	\$976,240	\$557,091	\$0	\$0	\$0	\$30,700
Intergovernmental Revenue	\$14,565,157	\$2,303,031	\$88,487	\$2,150,296	\$0	\$5,021,374
Intergovernmental Charges for Services	\$263,160	\$0	\$0	\$0	\$0	\$9,022,496
Charges for Services	\$1,554,757	\$2,167,340	\$0	\$0	\$9,400	\$21,196,988
Fines and Forfeitures	\$261,000	\$700,000	\$0	\$0	\$0	\$2,500
Miscellaneous Revenue	\$451,856	\$375,674	\$808,087	\$216,648	\$44,700	\$1,025,950
Other Financing Sources	\$1,551,734	\$230,000	\$1,038,054	\$10,700,438	\$0	\$282,787
Total Revenue	\$38,415,058	\$10,164,949	\$11,322,540	\$14,624,382	\$54,100	\$37,033,408
Expenditures						
General Government	\$4,022,232	\$1,316,336	\$638,546	\$0	\$0	\$9,726,927
Public Safety	\$22,328,573	\$1,053,705	\$0	\$1,188,000	\$0	\$0
Public Works	\$9,342,010	\$1,036,746	\$0	\$8,649,300	\$0	\$18,045,206
Health and Human Services	\$207,298	\$0	\$0	\$0	\$1,000	\$0
Culture and Recreation	\$3,008,271	\$4,012,866	\$0	\$1,581,278	\$0	\$3,021
Conservation and Development	\$377,430	\$1,229,025	\$0	\$1,512,402	\$0	\$8,266
Transfers and other expenses	\$1,138,030	\$1,828,737	\$18,676,851	\$278,000	\$15,000	\$7,434,274
Total Expenditures	\$40,423,845	\$10,477,415	\$19,315,397	\$13,208,980	\$16,000	\$35,217,694
Excess of revenues over (under) expenditures	-\$2,008,787	-\$312,466	-\$7,992,857	\$1,415,402	\$38,100	\$1,815,714
Fund Balance, January 1	\$20,175,775	\$2,725,364	\$24,216,592	\$4,232,837	\$991,534	\$0
Fund Balance, December 31	\$18,166,988	\$2,412,898	\$16,223,735	\$5,648,238	\$1,029,634	\$0
Net Position, January 1	\$0	\$0	\$0	\$0	\$0	\$97,994,847
Net Position, December 31	\$0	\$0	\$0	\$0	\$0	\$99,810,561
Net Property Tax Required	\$17,309,115	\$2,583,980	\$3,840,801	\$812,000	\$0	\$475,946

Assessed Valuation

ASSESSED TAX RATE

Equalized Valuation*

EQUALIZED TAX RATE

*Valuation does not include Tax Incremental District Valuation

BUDGET SUMMARY

2021 Executive	2020 Estimated	2019 Actual	2018 Actual	
\$34,018,493	\$31,886,221	\$31,522,120	\$30,561,851	Revenue
\$1,564,031	\$1,651,143	\$2,222,315	\$1,806,082	Taxes
\$24,128,345	\$23,127,655	\$23,158,063	\$20,793,432	Licenses and Permits
\$9,285,656	\$8,447,059	\$9,063,307	\$9,659,001	Intergovernmental Revenue
\$24,928,485	\$23,847,275	\$23,265,895	\$22,603,020	Intergovernmental Charges for Services
\$963,500	\$898,705	\$1,109,175	\$1,197,563	Charges for Services
\$2,922,915	\$4,201,293	\$9,706,196	\$5,612,812	Fines and Forfeitures
\$13,803,013	\$20,763,088	\$20,654,263	\$43,581,151	Miscellaneous Revenue
\$111,614,437	\$114,822,439	\$120,701,334	\$135,814,911	Other Financing Sources
				Total Revenue
\$15,704,041	\$14,169,653	\$17,469,878	\$20,803,862	Expenditures
\$24,570,279	\$24,050,804	\$22,518,084	\$24,471,918	General Government
\$37,073,263	\$33,809,326	\$30,610,396	\$30,465,718	Public Safety
\$208,298	\$205,331	\$197,733	\$205,785	Public Works
\$8,605,436	\$9,299,802	\$7,475,790	\$7,102,525	Health and Human Services
\$3,127,123	\$7,313,817	\$3,755,668	\$16,223,927	Culture and Recreation
\$29,370,892	\$19,647,725	\$36,626,007	\$23,842,251	Conservation and Development
\$118,659,332	\$108,496,458	\$118,653,556	\$123,115,987	Transfers and other expenses
				Total Expenditures
-\$7,044,894	\$6,325,981	\$2,047,778	\$12,698,924	Excess of revenues over (under) expenditures
\$52,342,102	\$47,263,596	\$53,414,089	\$42,751,108	Fund Balance, January 1
\$43,481,493	\$52,342,102	\$47,263,596	\$53,328,001	Fund Balance, December 31
\$97,994,847	\$96,747,371	\$88,549,101	\$85,924,256	Net Position, January 1
\$99,810,561	\$97,994,847	\$96,747,371	\$88,046,288	Net Position, December 31
\$25,021,842	\$24,092,874	\$23,770,487	\$23,324,477	Net Property Tax Required
\$2,455,282,603	\$2,399,221,082	\$2,398,553,954	\$2,394,400,591	Assessed Valuation
10.1920	10.0420	9.9100	9.7413	ASSESSED TAX RATE
\$3,074,483,600	\$2,724,220,600	\$2,650,921,700	\$2,488,723,200	Equalized Valuation*
8.139	8.844	8.967	9.372	EQUALIZED TAX RATE

**PERSONNEL SCHEDULE
AUTHORIZED PERMANENT POSITIONS 2018 - 2021**

	<u>2018</u> <u>Actual</u>	<u>2019</u> <u>Actual</u>	<u>2020</u> <u>Amended</u>	<u>2020</u> <u>Estimated</u>	<u>2021</u> <u>Executive</u>
GENERAL FUND					
GENERAL GOVERNMENT					
Office of the Mayor					
Mayor	1.00	1.00	1.00	1.00	1.00
Administrative Assistant / Communications Specialist	<u>1.00</u>	<u>1.00</u>	<u>1.00</u>	<u>1.00</u>	<u>1.00</u>
Total Office of the Mayor	2.00	2.00	2.00	2.00	2.00
No changes in 2021.					
Office of the City Clerk					
City Clerk	1.00	1.00	1.00	1.00	1.00
Deputy City Clerk	1.00	1.00	1.00	1.00	1.00
Council/Licensing Clerk	1.00	1.00	1.00	1.00	1.00
Elections Specialist	<u>0.75</u>	<u>0.75</u>	<u>0.75</u>	<u>0.75</u>	<u>0.75</u>
Total Office of the City Clerk	3.75	3.75	3.75	3.75	3.75
No changes in 2021.					
Office of the City Administrator					
City Administrator	1.00	1.00	1.00	1.00	1.00
Budget Analyst	1.00	1.00	0.00	0.00	0.00
Assistant to the City Administrator	<u>0.00</u>	<u>0.00</u>	<u>1.00</u>	<u>1.00</u>	<u>1.00</u>
Total Office of the City Administrator	2.00	2.00	2.00	2.00	2.00
No changes in 2021.					
Finance Department					
Finance Director/Treasurer	1.00	1.00	1.00	1.00	1.00
Senior Accountant	0.00	1.00	0.00	0.00	0.00
Deputy Finance Director	0.00	0.00	1.00	1.00	1.00
Auditor/Analyst*	1.00	1.00	1.00	0.00	0.00
Accountant*	1.00	1.00	1.00	0.00	0.00
Accountant I	0.40	0.40	0.40	2.00	2.00
Accountant II	0.00	0.00	0.00	1.00	1.00
Accountant III*	0.00	0.00	0.00	1.00	1.00
Clerk I*	1.00	1.00	1.00	0.00	0.00
Accounts Payable Clerk	1.00	1.00	1.00	0.00	0.00
Purchasing Agent	0.50	0.50	0.50	0.50	0.50
Administrative Services Clerk I*	<u>0.00</u>	<u>0.00</u>	<u>0.00</u>	<u>1.00</u>	<u>1.00</u>
Total Finance Department	5.90	6.90	6.90	7.50	7.50

*Accountant III position added 1.00 FTE.

*Accountant I position transferred from Finance Department 0.60 FTE.

*Clerk I title changed to Administrative Services Clerk I.

**PERSONNEL SCHEDULE
AUTHORIZED PERMANENT POSITIONS 2018 - 2021**

	<u>2018 Actual</u>	<u>2019 Actual</u>	<u>2020 Amended</u>	<u>2020 Estimated</u>	<u>2021 Executive</u>
Human Resources Department					
Director of H.R. and Labor Relations	1.00	1.00	1.00	1.00	1.00
Payroll Administrator	1.00	1.00	1.00	1.00	1.00
Benefit Administrator / Analyst	1.00	1.00	1.00	1.00	1.00
Human Resources Generalist	1.00	1.00	1.00	1.00	1.00
Accountant I*	0.60	0.60	0.60	0.00	0.00
Administrative Services Clerk II*	<u>0.00</u>	<u>0.00</u>	<u>0.00</u>	<u>1.00</u>	<u>1.00</u>
Total Human Resources Department	4.60	4.60	4.60	5.00	5.00

*Accountant I position transferred to Finance Department 0.60 FTE.

*Administrative Services Clerk II position added 1.00 FTE.

Office of the City Attorney					
City Attorney	1.00	1.00	1.00	1.00	1.00
Assistant City Attorney I	1.00	1.00	1.00	1.00	1.00
Assistant City Attorney II	0.00	0.40	0.40	0.40	0.40
Legal Assistant	<u>2.00</u>	<u>2.00</u>	<u>2.00</u>	<u>2.00</u>	<u>2.00</u>
Total City Attorney's Office	4.00	4.40	4.40	4.40	4.40

No changes in 2021.

PUBLIC SAFETY

Police Department

Chief	1.00	1.00	1.00	1.00	1.00
Captain	3.00	3.00	3.00	3.00	3.00
Lieutenant	4.00	4.00	4.00	4.00	4.00
Sergeant	9.00	9.00	9.00	9.00	9.00
Detective	7.00	7.00	7.00	7.00	7.00
Police Officer	60.00	60.00	60.00	60.00	60.00
Office Supervisor	1.00	1.00	1.00	1.00	1.00
Communication Technician	1.00	1.00	1.00	1.00	1.00
Court Services Secretary	2.00	2.00	2.00	2.00	2.00
Community Service Officer	1.00	1.00	1.00	1.00	1.00
Community Service Officer Trainee (FTE)	1.00	1.00	1.00	1.00	1.00
Record Specialist Clerk	8.00	8.00	8.00	8.00	8.00
Time System Coordinator	1.00	1.00	1.00	1.00	1.00
Department Secretary	2.00	2.00	2.00	2.00	2.00
Crime Analyst	1.00	1.00	1.00	1.00	1.00
Fleet Operation Mechanic	1.00	1.00	1.00	1.00	1.00
Property Officer	1.00	1.00	1.00	1.00	1.00
Digital Evidence Manager	1.00	1.00	1.00	1.00	1.00
MEG Unit Secretary	<u>0.40</u>	<u>0.40</u>	<u>0.40</u>	<u>0.40</u>	<u>0.40</u>
Total Police Department	105.40	105.40	105.40	105.40	105.40

No changes in 2021.

**PERSONNEL SCHEDULE
AUTHORIZED PERMANENT POSITIONS 2018 - 2021**

	<u>2018 Actual</u>	<u>2019 Actual</u>	<u>2020 Amended</u>	<u>2020 Estimated</u>	<u>2021 Executive</u>
Fire Department					
Chief	1.00	1.00	1.00	1.00	1.00
Assistant Fire Chief*	1.00	1.00	2.00	2.00	1.00
Deputy Fire Chief	1.00	1.00	0.00	0.00	0.00
Battalion Chief	4.00	4.00	4.00	4.00	4.00
Captain	5.00	5.00	3.00	3.00	3.00
Lieutenant	10.00	10.00	11.00	12.00	12.00
Fire Equipment Operator	15.00	15.00	15.00	15.00	15.00
Firefighter	18.00	18.00	18.00	18.00	18.00
Firefighter/Paramedic	14.00	14.00	14.00	14.00	14.00
Administrative Coordinator/Supervisor	0.00	0.00	1.00	1.00	1.00
Confidential Secretary	1.00	1.00	0.00	0.00	0.00
Office Assistant	0.50	0.50	0.00	0.00	0.00
Administrative Assistant	<u>0.00</u>	<u>0.00</u>	<u>0.50</u>	<u>0.50</u>	<u>0.50</u>
Total Fire Department	70.50	70.50	69.50	70.50	69.50

*Assistant Fire Chief transferred to Ambulance Fund 1.00 FTE.

Building Inspection					
Building Inspector I	0.00	0.00	0.00	1.00	1.00
Building/Housing Inspector II	2.00	2.00	2.00	1.00	1.00
Electrical/Heating Inspector	1.00	1.00	1.00	1.00	1.00
Plumbing/Environmental Inspector	1.00	1.00	1.00	1.00	1.00
Housing/Environmental Inspector	1.00	0.00	0.00	0.00	0.00
Code Enforcement Officer	1.00	1.00	1.00	1.00	1.00
Building Inspection Specialist	1.00	1.00	1.00	1.00	1.00
Permit Clerk	1.00	1.00	1.00	1.00	1.00
Building Inspection Licensing Clerk	<u>0.00</u>	<u>1.00</u>	<u>1.00</u>	<u>1.00</u>	<u>1.00</u>
Total Building Inspection	8.00	8.00	8.00	8.00	8.00

No changes in 2021.

PUBLIC WORKS

Department of Public Works

Administration

Director of Public Works	1.00	1.00	1.00	1.00	1.00
Business Manager	0.00	0.00	1.00	1.00	1.00
Management Analyst	1.00	1.00	0.00	0.00	0.00
Clerk II	<u>2.00</u>	<u>2.00</u>	<u>2.00</u>	<u>2.00</u>	<u>2.00</u>
Total Public Works Administration	4.00	4.00	4.00	4.00	4.00

No changes in 2021.

Engineering

City Engineer	1.00	1.00	1.00	1.00	1.00
Civil Engineer / Project Manager	1.00	1.00	2.00	2.00	2.00
Assistant Engineer / Surveyor	1.00	1.00	1.00	1.00	1.00
Senior Engineering Technician	1.00	1.00	1.00	1.00	1.00
Engineering Technician	2.00	2.00	2.00	1.00	1.00
GIS Project Specialist	1.00	1.00	1.00	1.00	1.00
Environmental Engineer	<u>0.00</u>	<u>0.00</u>	<u>0.00</u>	<u>1.00</u>	<u>1.00</u>
Total Engineering	7.00	7.00	8.00	8.00	8.00

Environmental Engineer transferred from Wastewater Department 1.00 FTE.

**PERSONNEL SCHEDULE
AUTHORIZED PERMANENT POSITIONS 2018 - 2021**

	<u>2018</u> <u>Actual</u>	<u>2019</u> <u>Actual</u>	<u>2020</u> <u>Amended</u>	<u>2020</u> <u>Estimated</u>	<u>2021</u> <u>Executive</u>
Facilities and Traffic					
Superintendent - Facilities/Traffic	1.00	1.00	1.00	1.00	1.00
Maintenance Worker IV-Leadman Signs	1.00	1.00	1.00	1.00	1.00
Maintenance Worker V-Electric Lighting	1.00	1.00	1.00	1.00	1.00
Maintenance Worker V-Electric Signals	1.00	1.00	1.00	1.00	1.00
Maintenance Worker III-Craftsman	3.00	3.00	3.00	3.00	3.00
Maintenance Worker II-Signs	1.00	1.00	1.00	3.00	3.00
Maintenance Worker II-City Hall	1.00	1.00	1.00	1.00	1.00
Maintenance Worker I-MSB	<u>1.00</u>	<u>1.00</u>	<u>1.00</u>	<u>1.00</u>	<u>1.00</u>
Total Facilities and Traffic	10.00	10.00	10.00	12.00	12.00
Streets and Sanitation					
Superintendent - Streets/Sanitation	1.00	1.00	1.00	1.00	1.00
Supervisor - Streets/Sanitation	1.00	1.00	1.00	1.00	1.00
Engineering Tech	0.00	0.00	1.00	1.00	1.00
Maintenance Worker IV-Lead Sanitation	1.00	1.00	1.00	0.00	0.00
Maintenance Worker IV-Streets	1.00	1.00	1.00	4.00	4.00
Maintenance Worker III-Streets	7.00	7.00	7.00	2.00	2.00
Maintenance Worker II-Streets	14.00	14.00	14.00	10.00	10.00
Maintenance Worker I-Streets	5.00	5.00	5.00	6.00	6.00
Maintenance Worker IV-Sanitation	1.00	1.00	1.00	0.00	0.00
Maintenance Worker III-Sanitation	8.00	8.00	8.00	4.00	4.00
Maintenance Worker IV-Sewer Maintenance	1.00	1.00	1.00	1.00	1.00
Maintenance Worker III-Sewer Maintenance	1.00	1.00	1.00	1.00	1.00
Maintenance Worker II-Sewer Maintenance	2.00	2.00	2.00	3.00	3.00
Maintenance Worker I-Sewer Maintenance	1.00	1.00	1.00	2.00	2.00
Maintenance Worker II-Street Sweeping	<u>2.00</u>	<u>2.00</u>	<u>2.00</u>	<u>2.00</u>	<u>2.00</u>
Total Streets and Sanitation	46.00	46.00	47.00	38.00	38.00
Maintenance Worker IV-Leadman Sanitation moved to Recycling and					
title changed to MW IV-Leadman Recycling					
Parks and Cemetery					
Superintendent - Parks - Forestry	1.00	1.00	1.00	1.00	1.00
Forester	0.00	1.00	1.00	1.00	1.00
Maintenance Worker IV - Parks - Lead Tree	0.00	0.00	2.00	2.00	2.00
Maintenance Worker IV - Parks - Construction	1.00	1.00	1.00	1.00	1.00
Maintenance Worker III - Parks - Forestry	6.00	6.00	5.00	5.00	5.00
Maintenance Worker II - Parks	6.00	6.00	6.00	6.00	6.00
Maintenance Worker I - Parks	3.00	3.00	3.00	0.00	0.00
Maintenance Worker III - Cemetery	<u>0.00</u>	<u>1.00</u>	<u>1.00</u>	<u>1.00</u>	<u>1.00</u>
Total Parks and Cemetery	17.00	19.00	20.00	17.00	17.00
Total Department of Public Works	84.00	86.00	89.00	79.00	79.00

**PERSONNEL SCHEDULE
AUTHORIZED PERMANENT POSITIONS 2018 - 2021**

	<u>2018</u> <u>Actual</u>	<u>2019</u> <u>Actual</u>	<u>2020</u> <u>Amended</u>	<u>2020</u> <u>Estimated</u>	<u>2021</u> <u>Executive</u>
CULTURE AND RECREATION					
Senior Services					
Director of Senior Services	0.00	1.00	1.00	1.00	1.00
Senior Center Supervisor	1.00	0.00	0.00	0.00	0.00
Assistant Supervisor	1.00	0.00	0.00	0.00	0.00
Coordinator	0.00	1.00	1.00	1.00	1.00
Program Coordinator	0.00	0.00	0.00	0.00	1.00
Custodian	<u>0.28</u>	<u>0.28</u>	<u>0.28</u>	<u>0.28</u>	<u>0.00</u>
Total Senior Services	2.28	2.28	2.28	2.28	3.00

*Wellness Coordinator position added 1.00 via Friends Contribution and Custodian position eliminated 0.28 FTE.

CONSERVATION AND DEVELOPMENT

Planning and Development

Director of Planning and Development	1.00	1.00	1.00	1.00	1.00
Planning/Zoning Manager	1.00	1.00	1.00	1.00	1.00
Community Development Planner	1.00	1.00	1.00	1.00	1.00
Neighborhood Development Planner	1.00	0.00	1.00	1.00	1.00
Community/Economic Development Planner	0.00	1.00	0.00	0.00	0.00
Grant Coordinator	<u>0.00</u>	<u>0.00</u>	<u>1.00</u>	<u>1.00</u>	<u>1.00</u>
Total Planning and Development	4.00	4.00	5.00	5.00	5.00

No changes in 2021.

TOTAL GENERAL FUND	296.43	299.83	302.83	294.83	294.55
---------------------------	---------------	---------------	---------------	---------------	---------------

SPECIAL REVENUE FUND

Mead Public Library

Director	1.00	1.00	1.00	1.00	1.00
Business Manager	1.00	1.00	1.00	1.00	1.00
Manager	2.00	2.00	2.00	2.00	2.00
Librarian II	2.00	2.00	0.00	0.00	0.00
Librarian I	5.75	5.75	0.00	0.00	0.00
Librarian	0.00	0.00	8.00	7.75	9.00
Maintenance Supervisor	1.00	1.00	0.00	0.00	1.00
Public Information Specialist II	1.00	1.00	0.00	0.00	0.00
IT Specialist	1.00	1.00	1.00	1.00	1.00
Communications Specialist	0.00	0.00	1.00	1.00	1.00
Maintenance Technician	0.00	0.00	2.00	2.00	1.00
Administrative Assistant/Volunteer Coordinator	0.00	0.00	1.00	1.00	1.00
Administrative Assistant I	1.00	1.00	0.00	0.00	0.00
Maintenance Technician I	1.00	1.00	0.00	0.00	0.00
Library Assistant III	5.00	5.00	0.00	0.00	0.00
Library Assistant II	1.00	1.00	0.00	0.00	0.00
Library Assistant I	5.75	5.75	0.00	0.00	0.00
Cataloger	0.00	0.00	3.00	3.00	3.00
Public Safety Specialist	0.00	0.00	1.00	1.00	1.00
Library Assistant	0.00	0.00	9.25	8.50	9.25
Cleaner	1.50	1.50	2.00	2.00	2.00
Library Page	<u>9.50</u>	<u>9.50</u>	<u>6.50</u>	<u>6.50</u>	<u>6.00</u>
Total Mead Public Library	39.50	39.50	38.75	37.75	39.25

No changes in 2021.

**PERSONNEL SCHEDULE
AUTHORIZED PERMANENT POSITIONS 2018 - 2021**

	<u>2018 Actual</u>	<u>2019 Actual</u>	<u>2020 Amended</u>	<u>2020 Estimated</u>	<u>2021 Executive</u>
Municipal Court					
Municipal Court Judge	0.50	0.50	0.50	0.50	0.50
Municipal Court Clerk	1.00	1.00	1.00	1.00	1.00
Office Clerk	<u>1.00</u>	<u>1.00</u>	<u>1.00</u>	<u>1.00</u>	<u>1.00</u>
Total Municipal Court	2.50	2.50	2.50	2.50	2.50
No changes in 2021.					
Ambulance					
Assistant Fire Chief*	0.00	0.00	0.00	0.00	1.00
Firefighter/Paramedic	<u>4.00</u>	<u>4.00</u>	<u>4.00</u>	<u>4.00</u>	<u>4.00</u>
Total Ambulance	4.00	4.00	4.00	4.00	5.00
*Assistant Fire Chief transferred from Fire Department 1.00 FTE.					
Cable Television					
TV Program Director	1.00	1.00	1.00	1.00	1.00
TV Production Technician	<u>0.50</u>	<u>0.25</u>	<u>0.25</u>	<u>0.25</u>	<u>0.25</u>
Total Cable Television	1.50	1.25	1.25	1.25	1.25
No changes in 2021.					
TOTAL SPECIAL REVENUE FUND	47.50	47.25	46.50	45.50	48.00
PROPRIETARY FUNDS					
Recycling Utility					
Maintenance Worker IV-Leadman Recycling	0.00	0.00	0.00	1.00	1.00
Maintenance Worker III-Recycling	<u>0.00</u>	<u>0.00</u>	<u>2.00</u>	<u>2.00</u>	<u>2.00</u>
Total Recycling Utility	0.00	0.00	2.00	3.00	3.00
Maintenance Worker IV-Leadman Recycling transferred from Streets and Sanitation 1.00 FTE.					
Transit Utility					
Director	0.70	0.70	0.70	0.70	0.70
Operator Supervisor	2.00	2.00	2.00	2.00	2.00
SET Supervisor	0.00	1.00	1.00	1.00	1.00
Lead Support - ADA Coordinator	2.00	1.00	0.00	0.00	0.00
Lead Dispatcher	1.00	1.00	0.00	0.00	0.00
Fill-In Dispatcher	1.00	1.00	0.00	0.00	0.00
Lead Mechanic	1.00	1.00	1.00	1.00	1.00
Mechanic	3.00	3.00	3.00	3.00	3.00
Administrative Coordinator	1.00	1.00	1.00	1.00	1.00
Transit Coordinator I	0.00	0.00	1.00	1.00	1.00
Transit Coordinator II	0.00	0.00	1.00	1.00	1.00
Transit Coordinator III	0.00	0.00	1.00	1.00	1.00
Fixed Route Operator	28.00	28.00	28.00	28.00	28.00
Paratransit Operator	12.00	12.00	12.00	12.00	12.00
Hostler	1.25	1.50	1.50	1.50	0.00
Maintenance Assistant	0.00	0.00	1.00	1.00	2.25
Cleaner	<u>1.25</u>	<u>1.25</u>	<u>0.00</u>	<u>0.00</u>	<u>0.00</u>
Total Transit Utility	54.20	54.45	54.20	54.20	53.95

**PERSONNEL SCHEDULE
AUTHORIZED PERMANENT POSITIONS 2018 - 2021**

	<u>2018</u> <u>Actual</u>	<u>2019</u> <u>Actual</u>	<u>2020</u> <u>Amended</u>	<u>2020</u> <u>Estimated</u>	<u>2021</u> <u>Executive</u>
Parking Utility					
Director Parking and Transit	0.30	0.30	0.30	0.30	0.30
Lead Worker I	1.00	1.00	1.00	1.00	1.00
Maintenance Worker I	<u>1.00</u>	<u>1.00</u>	<u>1.00</u>	<u>1.00</u>	<u>1.00</u>
Total Parking Utility	2.30	2.30	2.30	2.30	2.30
No changes in 2021.					
Water Utility					
Superintendent	1.00	1.00	1.00	1.00	1.00
Utility Accountant	1.00	1.00	1.00	1.00	1.00
Distribution Supervisor	1.00	1.00	1.00	1.00	1.00
Operations Supervisor	1.00	1.00	1.00	1.00	1.00
Customer Relations/Fiscal Supervisor	1.00	1.00	1.00	1.00	1.00
Utility Engineer	1.00	1.00	1.00	1.00	1.00
Engineer Technician	1.00	1.00	1.00	1.00	1.00
Lead Distribution Technician	0.00	1.00	1.00	1.00	1.00
Distribution Technician	6.00	5.00	6.00	6.00	6.00
Lead Operations Technician	1.00	1.00	1.00	1.00	1.00
Operator	5.00	5.00	5.00	5.00	5.00
Operations Technician	2.00	2.00	2.00	2.00	2.00
Utility Support Specialist	4.00	4.00	4.00	4.00	4.00
Lab Technician	1.00	1.00	1.00	1.00	1.00
Lead Service Technician	1.00	1.00	1.00	1.00	1.00
Service Technician	<u>3.00</u>	<u>3.00</u>	<u>3.00</u>	<u>3.00</u>	<u>3.00</u>
Total Water Utility	30.00	30.00	31.00	31.00	31.00
No changes in 2021.					
Wastewater Utility					
Superintendent	1.00	1.00	1.00	1.00	1.00
Industrial Wastewater Supervisor	1.00	1.00	1.00	1.00	1.00
Environmental Engineer	1.00	1.00	1.00	0.00	0.00
Maintenance Supervisor	1.00	1.00	1.00	1.00	1.00
Process System/OPCO	1.00	1.00	1.00	1.00	1.00
Electromechanical Technician	1.00	1.00	1.00	1.00	1.00
Laboratory Technician	1.00	1.00	1.00	1.00	1.00
Plant Maintenance Mechanic	3.00	3.00	3.00	3.00	3.00
Operator III	1.00	2.00	2.00	2.00	2.00
Operator I	1.00	2.00	2.00	2.00	2.00
Administrative Assistant	<u>1.00</u>	<u>1.00</u>	<u>1.00</u>	<u>1.00</u>	<u>1.00</u>
Total Wastewater Utility	13.00	15.00	15.00	14.00	14.00
Environmental Engineer transferred to Engineering Department 1.00 FTE.					
TOTAL PROPRIETARY FUND	99.50	101.75	104.50	104.50	104.25
INTERNAL SERVICE FUNDS					
Information Technology					
IT Director	1.00	1.00	1.00	1.00	1.00
Systems Analyst	2.00	2.00	2.00	2.00	2.00
Network Administrator	1.00	1.00	2.00	1.00	1.00
PC Specialist	<u>1.00</u>	<u>1.00</u>	<u>1.00</u>	<u>1.00</u>	<u>1.00</u>
Total Information Technology	5.00	5.00	6.00	5.00	5.00

PERSONNEL SCHEDULE
 AUTHORIZED PERMANENT POSITIONS 2018 - 2021

	<u>2018</u> <u>Actual</u>	<u>2019</u> <u>Actual</u>	<u>2020</u> <u>Amended</u>	<u>2020</u> <u>Estimated</u>	<u>2021</u> <u>Executive</u>
MOTOR VEHICLE FUND					
Motor Vehicle					
Equipment Service Supervisor	1.00	1.00	1.00	1.00	1.00
Master Certified Truck Mechanic	1.00	1.00	1.00	1.00	1.00
Certified Truck Mechanic	3.00	2.00	2.00	2.00	2.00
Truck Mechanic	1.00	1.00	1.00	1.00	1.00
Service Mechanic II	<u>0.00</u>	<u>1.00</u>	<u>1.00</u>	<u>1.00</u>	<u>1.00</u>
Total Motor Vehicle	6.00	6.00	6.00	6.00	6.00
No changes in 2021.					
TOTAL INTERNAL SERVICE FUNDS	11.00	11.00	12.00	11.00	11.00
TOTAL PROPRIETARY FUNDS	110.50	112.75	116.50	115.50	115.25
TOTAL CITY FUNDS	454.43	459.83	465.83	455.83	457.80



R. C. No. _____ - 20 - 21. By FINANCE AND PERSONNEL COMMITTEE.
October 19, 2020.

Your Committee to whom was referred Res. No. 103-20-21 by Alderpersons Donohue and Sorenson establishing the 2021 Budget appropriations and the 2020 Tax Levy for use during the calendar year; recommends adopting the Resolution.

_____ Committee

I HEREBY CERTIFY that the foregoing Committee Report was duly accepted and adopted by the Common Council of the City of Sheboygan, Wisconsin, on the _____ day of _____, 20____.

Dated _____ 20____. _____, City Clerk

Approved _____ 20____. _____, Mayor

III

5.7

Res. No. 103 - 20 - 21. By Alderpersons Donohue and Sorenson.
October 5, 2020.

A RESOLUTION establishing the 2021 Budget appropriations and the 2020 Tax Levy for use during the calendar year.

WHEREAS, Section 2-905 of Municipal Code of the City of Sheboygan requires an annual budget appropriating monies to finance activities of the City for the ensuing fiscal year, and

WHEREAS, The Common Council committees have duly considered and discussed a budget for 2021 as proposed by the City Administrator, and

WHEREAS, A public hearing on the budget will be held on October 26, 2020 as required, and

WHEREAS, The 2021 budget requires a tax levy to partially finance the appropriations.


NOW, THEREFORE, BE IT RESOLVED: by the Common Council of the City of Sheboygan that:

Budgeted revenue estimates and expenditure appropriations for the year 2021 for the City's General Fund; Special Revenue Funds - MEG Unit, Block Grant, Housing Revolving Loan, Business Revolving Loan, Neighborhood Revitalization Fund, Mead Public Library, Tourism, Park, Forestry and Open Space, Park Impact Fee Fund, Cable TV, Municipal Court, Ambulance, Special Assessment, Harbor Centre Marina, Redevelopment Authority, Storm Water; Debt Service - G.O. Debt Service, Convention Center Debt Service, TID 6 Debt, TID 10 Debt, TID 12 Debt, TID 13 Debt, TID 14 Debt, TID 15 Debt, TID 16 Debt, TID 17 Debt, TID 18 Debt, TID 19 Debt, Environmental TID Debt; Capital Improvements Funds - Capital Projects, Capital Improvement, Industrial Park Fund, TID 12 Capital, TID 14 Capital, TID 16 Capital, TID 17 Capital, TID 18 Capital, TID 19 Capital, TID 20 Capital; Proprietary Funds - Motor Vehicle, Health Insurance, Liability Insurance, Workers Compensation Insurance, Information Technology; Enterprise Funds-Wastewater Utility, Recycling Utility Fund, Transit Utility, Parking Utility, Boat Facilities; and Fiduciary Funds - Cemetery Perpetual Care be and are hereby adopted as set forth in the attachment and established in the budget document.

FJP
AW
LHPS

BE IT FURTHER RESOLVED that the Personnel Schedule as presented in the 2021 Budget be approved, and

BE IT FURTHER RESOLVED that the property tax levy required to finance the 2021 Budget is \$25,021,842.



I HEREBY CERTIFY that the foregoing Resolution was duly passed by the Common Council of the City of Sheboygan, Wisconsin, on the _____ day of _____, 20____.

Dated _____ 20____. _____, City Clerk

Approved _____ 20____. _____, Mayor

2021 BUDGET SUMMARY

GOVERNMENTAL FUNDS

	General Fund	Special Revenue	Debt Service	Capital Improvement	Fiduciary Funds	Proprietary Funds
Revenue						
Taxes	\$18,791,155	\$3,806,480	\$9,387,912	\$1,557,000	\$0	\$475,946
Licenses and Permits	\$976,240	\$611,000	\$0	\$0	\$0	\$30,700
Intergovernmental Revenue	\$14,510,465	\$2,303,031	\$88,487	\$2,150,296	\$0	\$4,996,041
Intergovernmental Charges for Services	\$263,160	\$0	\$0	\$0	\$0	\$9,022,496
Charges for Services	\$1,554,757	\$2,167,340	\$0	\$0	\$9,400	\$21,196,988
Fines and Forfeitures	\$261,000	\$700,000	\$0	\$0	\$0	\$2,500
Miscellaneous Revenue	\$451,856	\$375,674	\$808,087	\$216,648	\$44,700	\$1,025,950
Other Financing Sources	\$1,708,924	\$230,000	\$1,038,054	\$10,700,438	\$0	\$282,787
Total Revenue	\$38,517,557	\$10,193,525	\$11,322,540	\$14,624,382	\$54,100	\$37,033,408
Expenditures						
General Government	\$4,022,232	\$1,316,336	\$638,546	\$0	\$0	\$9,726,927
Public Safety	\$22,485,763	\$896,515	\$0	\$1,188,000	\$0	\$0
Public Works	\$9,342,010	\$1,036,746	\$0	\$8,649,300	\$0	\$18,045,206
Health and Human Services	\$207,298	\$0	\$0	\$0	\$1,000	\$0
Culture and Recreation	\$3,008,271	\$4,012,866	\$0	\$1,581,278	\$0	\$3,021
Conservation and Development	\$377,430	\$1,229,025	\$0	\$1,512,402	\$0	\$8,266
Transfers and other expenses	\$538,030	\$1,985,927	\$18,730,033	\$278,000	\$15,000	\$7,434,274
Total Expenditures	\$39,981,035	\$10,477,415	\$19,368,579	\$13,208,980	\$16,000	\$35,217,694
Excess of revenues over (under) expenditures	-\$1,463,478	-\$283,890	-\$8,046,039	\$1,415,402	\$38,100	\$1,815,714
Fund Balance, January 1	\$20,175,775	\$2,725,364	\$24,216,592	\$4,232,837	\$991,534	\$0
Fund Balance, December 31	\$18,712,297	\$2,441,474	\$16,170,552	\$5,648,238	\$1,029,634	\$0
Net Position, January 1	\$0	\$0	\$0	\$0	\$0	\$97,994,847
Net Position, December 31	\$0	\$0	\$0	\$0	\$0	\$99,810,561
Net Property Tax Required	\$17,309,115	\$2,583,980	\$3,840,801	\$812,000	\$0	\$475,946

Assessed Valuation

ASSESSED TAX RATE

Equalized Valuation*

EQUALIZED TAX RATE

*Valuation does not include Tax Incremental District Valuation

BUDGET SUMMARY

2021 Executive	2020 Estimated	2019 Actual	2018 Actual	
\$34,018,493	\$31,886,221	\$31,522,120	\$30,561,851	Revenue
\$1,617,940	\$1,651,143	\$2,222,315	\$1,806,082	Taxes
\$24,048,320	\$23,127,655	\$23,158,063	\$20,793,432	Licenses and Permits
\$9,285,656	\$8,447,059	\$9,063,307	\$9,659,001	Intergovernmental Revenue
\$24,928,485	\$23,847,275	\$23,265,895	\$22,603,020	Intergovernmental Charges for Services
\$963,500	\$898,705	\$1,109,175	\$1,197,563	Charges for Services
\$2,922,915	\$4,201,293	\$9,706,196	\$5,612,812	Fines and Forfeitures
\$13,960,203	\$20,763,088	\$20,654,263	\$43,581,151	Miscellaneous Revenue
\$111,745,512	\$114,822,439	\$120,701,334	\$135,814,911	Other Financing Sources
				Total Revenue
\$15,704,041	\$14,169,653	\$17,469,878	\$20,803,862	Expenditures
\$24,570,279	\$24,050,804	\$22,518,084	\$24,471,918	General Government
\$37,073,263	\$33,809,326	\$30,610,396	\$30,465,718	Public Safety
\$208,298	\$205,331	\$197,733	\$205,785	Public Works
\$8,605,436	\$9,299,802	\$7,475,790	\$7,102,525	Health and Human Services
\$3,127,123	\$7,313,817	\$3,755,668	\$16,223,927	Culture and Recreation
\$28,981,265	\$19,647,725	\$36,626,007	\$23,842,251	Conservation and Development
\$118,269,704	\$108,496,458	\$118,653,556	\$123,115,987	Transfers and other expenses
				Total Expenditures
<u>-6,524,192</u>	<u>\$6,325,981</u>	<u>\$2,047,778</u>	<u>\$12,698,924</u>	Excess of revenues over (under) expenditures
\$52,342,102	\$53,308,769	\$53,414,089	\$42,751,108	Fund Balance, January 1
\$45,817,910	\$52,342,102	\$47,263,596	\$53,328,001	Fund Balance, December 31
\$97,994,847	\$96,747,371	\$88,549,101	\$85,924,256	Net Position, January 1
\$99,810,561	\$97,994,847	\$96,747,371	\$88,046,288	Net Position, December 31
\$25,021,842	\$24,092,874	\$23,770,487	\$23,324,477	Net Property Tax Required
\$2,479,124,160	\$2,574,367,710	\$2,398,553,954	\$2,523,820,400	Assessed Valuation
10.1920	10.0420	9.9100	9.7413	ASSESSED TAX RATE
\$3,074,483,600	\$2,724,220,600	\$2,650,921,700	\$2,488,723,200	Equalized Valuation*
8.139	8.844	8.967	9.372	EQUALIZED TAX RATE

**PERSONNEL SCHEDULE
AUTHORIZED PERMANENT POSITIONS 2018 - 2021**

	<u>2018 Actual</u>	<u>2019 Actual</u>	<u>2020 Amended</u>	<u>2020 Estimated</u>	<u>2021 Executive</u>
GENERAL FUND					
GENERAL GOVERNMENT					
Office of the Mayor					
Mayor	1.00	1.00	1.00	1.00	1.00
Administrative Assistant / Communications Specialist	<u>1.00</u>	<u>1.00</u>	<u>1.00</u>	<u>1.00</u>	<u>1.00</u>
Total Office of the Mayor	2.00	2.00	2.00	2.00	2.00
No changes in 2021.					
Office of the City Clerk					
City Clerk	1.00	1.00	1.00	1.00	1.00
Deputy City Clerk	1.00	1.00	1.00	1.00	1.00
Council/Licensing Clerk	1.00	1.00	1.00	1.00	1.00
Elections Specialist	<u>0.75</u>	<u>0.75</u>	<u>0.75</u>	<u>0.75</u>	<u>0.75</u>
Total Office of the City Clerk	3.75	3.75	3.75	3.75	3.75
No changes in 2021.					
Office of the City Administrator					
City Administrator	1.00	1.00	1.00	1.00	1.00
Budget Analyst	1.00	1.00	0.00	0.00	0.00
Assistant to the City Administrator	<u>0.00</u>	<u>0.00</u>	<u>1.00</u>	<u>1.00</u>	<u>1.00</u>
Total Office of the City Administrator	2.00	2.00	2.00	2.00	2.00
No changes in 2021.					
Finance Department					
Finance Director/Treasurer	1.00	1.00	1.00	1.00	1.00
Senior Accountant	0.00	1.00	0.00	0.00	0.00
Deputy Finance Director	0.00	0.00	1.00	1.00	1.00
Auditor/Analyst*	1.00	1.00	1.00	0.00	0.00
Accountant*	1.00	1.00	1.00	0.00	0.00
Accountant I	0.40	0.40	0.40	2.00	2.00
Accountant II	0.00	0.00	0.00	1.00	1.00
Accountant III*	0.00	0.00	0.00	1.00	1.00
Clerk I*	1.00	1.00	1.00	0.00	0.00
Accounts Payable Clerk	1.00	1.00	1.00	0.00	0.00
Purchasing Agent	0.50	0.50	0.50	0.50	0.50
Administrative Services Clerk I*	<u>0.00</u>	<u>0.00</u>	<u>0.00</u>	<u>1.00</u>	<u>1.00</u>
Total Finance Department	5.90	6.90	6.90	7.50	7.50

*Accountant III position added 1.00 FTE.

*Accountant I position transferred from Finance Department 0.60 FTE.

*Clerk I title changed to Administrative Services Clerk I.

**PERSONNEL SCHEDULE
AUTHORIZED PERMANENT POSITIONS 2018 - 2021**

	<u>2018 Actual</u>	<u>2019 Actual</u>	<u>2020 Amended</u>	<u>2020 Estimated</u>	<u>2021 Executive</u>
Human Resources Department					
Director of H.R. and Labor Relations	1.00	1.00	1.00	1.00	1.00
Payroll Administrator	1.00	1.00	1.00	1.00	1.00
Benefit Administrator / Analyst	1.00	1.00	1.00	1.00	1.00
Human Resources Generalist	1.00	1.00	1.00	1.00	1.00
Accountant I*	0.60	0.60	0.60	0.00	0.00
Administrative Services Clerk II*	<u>0.00</u>	<u>0.00</u>	<u>0.00</u>	<u>1.00</u>	<u>1.00</u>
Total Human Resources Department	4.60	4.60	4.60	5.00	5.00

*Accountant I position transferred to Finance Department 0.60 FTE.

*Administrative Services Clerk II position added 1.00 FTE.

Office of the City Attorney

City Attorney	1.00	1.00	1.00	1.00	1.00
Assistant City Attorney I	1.00	1.00	1.00	1.00	1.00
Assistant City Attorney II	0.00	0.40	0.40	0.40	0.40
Legal Assistant	<u>2.00</u>	<u>2.00</u>	<u>2.00</u>	<u>2.00</u>	<u>2.00</u>
Total City Attorney's Office	4.00	4.40	4.40	4.40	4.40

No changes in 2021.

PUBLIC SAFETY

Police Department

Chief	1.00	1.00	1.00	1.00	1.00
Captain	3.00	3.00	3.00	3.00	3.00
Lieutenant	4.00	4.00	4.00	4.00	4.00
Sergeant	9.00	9.00	9.00	9.00	9.00
Detective	7.00	7.00	7.00	7.00	7.00
Police Officer	60.00	60.00	60.00	60.00	60.00
Office Supervisor	1.00	1.00	1.00	1.00	1.00
Communication Technician	1.00	1.00	1.00	1.00	1.00
Court Services Secretary	2.00	2.00	2.00	2.00	2.00
Community Service Officer	1.00	1.00	1.00	1.00	1.00
Community Service Officer Trainee (FTE)	1.00	1.00	1.00	1.00	1.00
Record Specialist Clerk	8.00	8.00	8.00	8.00	8.00
Time System Coordinator	1.00	1.00	1.00	1.00	1.00
Department Secretary	2.00	2.00	2.00	2.00	2.00
Crime Analyst	1.00	1.00	1.00	1.00	1.00
Fleet Operation Mechanic	1.00	1.00	1.00	1.00	1.00
Property Officer	1.00	1.00	1.00	1.00	1.00
Digital Evidence Manager	1.00	1.00	1.00	1.00	1.00
MEG Unit Secretary	<u>0.40</u>	<u>0.40</u>	<u>0.40</u>	<u>0.40</u>	<u>0.40</u>
Total Police Department	105.40	105.40	105.40	105.40	105.40

No changes in 2021.

**PERSONNEL SCHEDULE
AUTHORIZED PERMANENT POSITIONS 2018 - 2021**

	<u>2018</u> <u>Actual</u>	<u>2019</u> <u>Actual</u>	<u>2020</u> <u>Amended</u>	<u>2020</u> <u>Estimated</u>	<u>2021</u> <u>Executive</u>
Fire Department					
Chief	1.00	1.00	1.00	1.00	1.00
Assistant Fire Chief	1.00	1.00	2.00	2.00	2.00
Deputy Fire Chief	1.00	1.00	0.00	0.00	0.00
Battalion Chief	4.00	4.00	4.00	4.00	4.00
Captain	5.00	5.00	3.00	3.00	3.00
Lieutenant	10.00	10.00	11.00	12.00	12.00
Fire Equipment Operator	15.00	15.00	15.00	15.00	15.00
Firefighter	18.00	18.00	18.00	18.00	18.00
Firefighter/Paramedic	14.00	14.00	14.00	14.00	14.00
Administrative Coordinator/Supervisor	0.00	0.00	1.00	1.00	1.00
Confidential Secretary	1.00	1.00	0.00	0.00	0.00
Office Assistant	0.50	0.50	0.00	0.00	0.00
Administrative Assistant	<u>0.00</u>	<u>0.00</u>	<u>0.50</u>	<u>0.50</u>	<u>0.50</u>
Total Fire Department	70.50	70.50	69.50	70.50	70.50
No changes in 2021.					
Building Inspection					
Building Inspector I	0.00	0.00	0.00	1.00	1.00
Building/Housing Inspector II	2.00	2.00	2.00	1.00	1.00
Electrical/Heating Inspector	1.00	1.00	1.00	1.00	1.00
Plumbing/Environmental Inspector	1.00	1.00	1.00	1.00	1.00
Housing/Environmental Inspector	1.00	0.00	0.00	0.00	0.00
Code Enforcement Officer	1.00	1.00	1.00	1.00	1.00
Building Inspection Specialist	1.00	1.00	1.00	1.00	1.00
Permit Clerk	1.00	1.00	1.00	1.00	1.00
Building Inspection Licensing Clerk	<u>0.00</u>	<u>1.00</u>	<u>1.00</u>	<u>1.00</u>	<u>1.00</u>
Total Building Inspection	8.00	8.00	8.00	8.00	8.00
No changes in 2021.					
PUBLIC WORKS					
Department of Public Works					
Administration					
Director of Public Works	1.00	1.00	1.00	1.00	1.00
Business Manager	0.00	0.00	1.00	1.00	1.00
Management Analyst	1.00	1.00	0.00	0.00	0.00
Clerk II	<u>2.00</u>	<u>2.00</u>	<u>2.00</u>	<u>2.00</u>	<u>2.00</u>
Total Public Works Administration	4.00	4.00	4.00	4.00	4.00
No changes in 2021.					
Engineering					
City Engineer	1.00	1.00	1.00	1.00	1.00
Civil Engineer / Project Manager	1.00	1.00	1.00	1.00	1.00
Assistant Engineer / Surveyor	1.00	1.00	1.00	1.00	1.00
Senior Engineering Technician	1.00	1.00	1.00	1.00	1.00
Engineering Technician	2.00	2.00	2.00	1.00	1.00
GIS Project Specialist	1.00	1.00	1.00	1.00	1.00
Environmental Engineer	<u>0.00</u>	<u>0.00</u>	<u>0.00</u>	<u>1.00</u>	<u>1.00</u>
Total Engineering	7.00	7.00	7.00	7.00	7.00

Environmental Engineer transferred from Wastewater Department 1.00 FTE.

**PERSONNEL SCHEDULE
AUTHORIZED PERMANENT POSITIONS 2018 - 2021**

	<u>2018</u> <u>Actual</u>	<u>2019</u> <u>Actual</u>	<u>2020</u> <u>Amended</u>	<u>2020</u> <u>Estimated</u>	<u>2021</u> <u>Executive</u>
Facilities and Traffic					
Superintendent - Facilities/Traffic	1.00	1.00	1.00	1.00	1.00
Maintenance Worker IV-Leadman Signs	1.00	1.00	1.00	1.00	1.00
Maintenance Worker V-Electric Lighting	1.00	1.00	1.00	1.00	1.00
Maintenance Worker V-Electric Signals	1.00	1.00	1.00	1.00	1.00
Maintenance Worker III-Craftsman	3.00	3.00	3.00	3.00	3.00
Maintenance Worker II-Signs	1.00	1.00	1.00	3.00	3.00
Maintenance Worker II-City Hall	1.00	1.00	1.00	1.00	1.00
Maintenance Worker I-MSB	<u>1.00</u>	<u>1.00</u>	<u>1.00</u>	<u>1.00</u>	<u>1.00</u>
Total Facilities and Traffic	10.00	10.00	10.00	12.00	12.00
Streets and Sanitation					
Superintendent - Streets/Sanitation	1.00	1.00	1.00	1.00	1.00
Supervisor - Streets/Sanitation	1.00	1.00	1.00	1.00	1.00
Maintenance Worker IV-Lead Sanitation	1.00	1.00	1.00	0.00	0.00
Maintenance Worker IV-Streets	1.00	1.00	1.00	4.00	4.00
Maintenance Worker III-Streets	7.00	7.00	7.00	2.00	2.00
Maintenance Worker II-Streets	14.00	14.00	14.00	10.00	10.00
Maintenance Worker I-Streets	5.00	5.00	5.00	6.00	6.00
Maintenance Worker IV-Sanitation	1.00	1.00	1.00	0.00	0.00
Maintenance Worker III-Sanitation	8.00	8.00	8.00	4.00	4.00
Maintenance Worker IV-Sewer Maintenance	1.00	1.00	1.00	1.00	1.00
Maintenance Worker III-Sewer Maintenance	1.00	1.00	1.00	1.00	1.00
Maintenance Worker II-Sewer Maintenance	2.00	2.00	2.00	3.00	3.00
Maintenance Worker I-Sewer Maintenance	1.00	1.00	1.00	2.00	2.00
Maintenance Worker II-Street Sweeping	<u>2.00</u>	<u>2.00</u>	<u>2.00</u>	<u>2.00</u>	<u>2.00</u>
Total Streets and Sanitation	46.00	46.00	46.00	37.00	37.00
Maintenance Worker IV-Leadman Sanitation moved to Recycling and					
title changed to MW IV-Leadman Recycling					
Parks and Cemetery					
Superintendent - Parks - Forestry	1.00	1.00	1.00	1.00	1.00
Forester	0.00	1.00	1.00	1.00	1.00
Maintenance Worker IV - Parks - Lead Tree	0.00	0.00	2.00	2.00	2.00
Maintenance Worker IV - Parks - Construction	1.00	1.00	1.00	1.00	1.00
Maintenance Worker III - Parks - Forestry	6.00	6.00	5.00	5.00	5.00
Maintenance Worker II - Parks	6.00	6.00	6.00	6.00	6.00
Maintenance Worker I - Parks	3.00	3.00	3.00	0.00	0.00
Maintenance Worker III - Cemetery	<u>0.00</u>	<u>1.00</u>	<u>1.00</u>	<u>1.00</u>	<u>1.00</u>
Total Parks and Cemetery	17.00	19.00	20.00	17.00	17.00
Total Department of Public Works	84.00	86.00	87.00	77.00	77.00

**PERSONNEL SCHEDULE
AUTHORIZED PERMANENT POSITIONS 2018 - 2021**

	<u>2018</u> <u>Actual</u>	<u>2019</u> <u>Actual</u>	<u>2020</u> <u>Amended</u>	<u>2020</u> <u>Estimated</u>	<u>2021</u> <u>Executive</u>
CULTURE AND RECREATION					
Senior Services					
Director of Senior Services	0.00	1.00	1.00	1.00	1.00
Senior Center Supervisor	1.00	0.00	0.00	0.00	0.00
Assistant Supervisor	1.00	0.00	0.00	0.00	0.00
Coordinator	0.00	1.00	1.00	1.00	1.00
Program Coordinator	0.00	0.00	0.00	0.00	1.00
Custodian	<u>0.28</u>	<u>0.28</u>	<u>0.28</u>	<u>0.28</u>	<u>0.00</u>
Total Senior Services	2.28	2.28	2.28	2.28	3.00

*Wellness Coordinator position added 1.00 via Friends Contribution and Custodian position eliminated 0.28 FTE.

CONSERVATION AND DEVELOPMENT

Planning and Development

Director of Planning and Development	1.00	1.00	1.00	1.00	1.00
Planning/Zoning Manager	1.00	1.00	1.00	1.00	1.00
Community Development Planner	1.00	1.00	1.00	1.00	1.00
Neighborhood Development Planner	1.00	0.00	1.00	1.00	1.00
Community/Economic Development Planner	0.00	1.00	0.00	0.00	0.00
Grant Coordinator	<u>0.00</u>	<u>0.00</u>	<u>1.00</u>	<u>1.00</u>	<u>1.00</u>
Total Planning and Development	4.00	4.00	5.00	5.00	5.00

No changes in 2021.

TOTAL GENERAL FUND	296.43	299.83	300.83	292.83	293.55
---------------------------	---------------	---------------	---------------	---------------	---------------

SPECIAL REVENUE FUND

Mead Public Library

Director	1.00	1.00	1.00	1.00	1.00
Business Manager	1.00	1.00	1.00	1.00	1.00
Manager	2.00	2.00	2.00	2.00	2.00
Librarian II	2.00	2.00	0.00	0.00	0.00
Librarian I	5.75	5.75	0.00	0.00	0.00
Librarian	0.00	0.00	8.00	7.75	9.00
Page Supervisor	1.00	1.00	1.00	1.00	1.00
Maintenance Supervisor	1.00	1.00	0.00	0.00	1.00
Public Information Specialist II	1.00	1.00	0.00	0.00	0.00
IT Specialist	1.00	1.00	1.00	1.00	1.00
Communications Specialist	0.00	0.00	1.00	1.00	1.00
Maintenance Technician	0.00	0.00	2.00	2.00	1.00
Administrative Assistant/Volunteer Coordinator	0.00	0.00	1.00	1.00	1.00
Administrative Assistant I	1.00	1.00	0.00	0.00	0.00
Maintenance Technician I	1.00	1.00	0.00	0.00	0.00
Library Assistant III	5.00	5.00	0.00	0.00	0.00
Library Assistant II	1.00	1.00	0.00	0.00	0.00
Library Assistant I	5.75	5.75	0.00	0.00	0.00
Cataloger	0.00	0.00	3.00	3.00	3.00
Public Safety Specialist	0.00	0.00	1.00	1.00	1.00
Library Assistant	0.00	0.00	9.25	8.50	9.25
Cleaner	1.50	1.50	2.00	2.00	2.00
Library Page	<u>9.50</u>	<u>9.50</u>	<u>6.50</u>	<u>6.50</u>	<u>6.00</u>
Total Mead Public Library	40.50	40.50	39.75	38.75	40.25

Page Supervisor added 1.00 FTE.

**PERSONNEL SCHEDULE
AUTHORIZED PERMANENT POSITIONS 2018 - 2021**

	<u>2018</u> <u>Actual</u>	<u>2019</u> <u>Actual</u>	<u>2020</u> <u>Amended</u>	<u>2020</u> <u>Estimated</u>	<u>2021</u> <u>Executive</u>
Municipal Court					
Municipal Court Judge	0.50	0.50	0.50	0.50	0.50
Municipal Court Clerk	1.00	1.00	1.00	1.00	1.00
Office Clerk	<u>1.00</u>	<u>1.00</u>	<u>1.00</u>	<u>1.00</u>	<u>1.00</u>
Total Municipal Court	2.50	2.50	2.50	2.50	2.50
No changes in 2021.					
Ambulance					
Firefighter/Paramedic	<u>4.00</u>	<u>4.00</u>	<u>4.00</u>	<u>4.00</u>	<u>4.00</u>
Total Ambulance	4.00	4.00	4.00	4.00	4.00
No changes in 2021.					
Cable Television					
TV Program Director	1.00	1.00	1.00	1.00	1.00
TV Production Technician	<u>0.50</u>	<u>0.25</u>	<u>0.25</u>	<u>0.25</u>	<u>0.25</u>
Total Cable Television	1.50	1.25	1.25	1.25	1.25
No changes in 2021.					
TOTAL SPECIAL REVENUE FUND	48.50	48.25	47.50	46.50	48.00
PROPRIETARY FUNDS					
Recycling Utility					
Maintenance Worker IV-Leadman Recycling	0.00	0.00	0.00	1.00	1.00
Maintenance Worker III-Recycling	<u>0.00</u>	<u>0.00</u>	<u>2.00</u>	<u>2.00</u>	<u>2.00</u>
Total Recycling Utility	0.00	0.00	2.00	3.00	3.00
Maintenance Worker IV-Leadman Recycling transferred from Streets and Sanitation 1.00 FTE.					
Transit Utility					
Director	0.70	0.70	0.70	0.70	0.70
Operator Supervisor	2.00	2.00	2.00	2.00	2.00
SET Supervisor	0.00	1.00	1.00	1.00	1.00
Lead Support - ADA Coordinator	2.00	1.00	0.00	0.00	0.00
Lead Dispatcher	1.00	1.00	0.00	0.00	0.00
Fill-In Dispatcher	1.00	1.00	0.00	0.00	0.00
Lead Mechanic	1.00	1.00	1.00	1.00	1.00
Mechanic	3.00	3.00	3.00	3.00	3.00
Administrative Coordinator	1.00	1.00	1.00	1.00	1.00
Transit Coordinator I	0.00	0.00	1.00	1.00	1.00
Transit Coordinator II	0.00	0.00	1.00	1.00	1.00
Transit Coordinator III	0.00	0.00	1.00	1.00	1.00
Fixed Route Operator	28.00	28.00	28.00	28.00	28.00
Paratransit Operator	12.00	12.00	12.00	12.00	12.00
Hostler	1.25	1.50	1.50	1.50	0.00
Maintenance Assistant	0.00	0.00	1.00	1.00	2.25
Cleaner	<u>1.25</u>	<u>1.25</u>	<u>0.00</u>	<u>0.00</u>	<u>0.00</u>
Total Transit Utility	54.20	54.45	54.20	54.20	53.95

**PERSONNEL SCHEDULE
AUTHORIZED PERMANENT POSITIONS 2018 - 2021**

	<u>2018</u> <u>Actual</u>	<u>2019</u> <u>Actual</u>	<u>2020</u> <u>Amended</u>	<u>2020</u> <u>Estimated</u>	<u>2021</u> <u>Executive</u>
Parking Utility					
Director Parking and Transit	0.30	0.30	0.30	0.30	0.30
Lead Worker I	1.00	1.00	1.00	1.00	1.00
Maintenance Worker I	<u>1.00</u>	<u>1.00</u>	<u>1.00</u>	<u>1.00</u>	<u>1.00</u>
Total Parking Utility	2.30	2.30	2.30	2.30	2.30
No changes in 2021.					
Water Utility					
Superintendent	1.00	1.00	1.00	1.00	1.00
Utility Accountant	1.00	1.00	1.00	1.00	1.00
Distribution Supervisor	1.00	1.00	1.00	1.00	1.00
Operations Supervisor	1.00	1.00	1.00	1.00	1.00
Customer Relations/Fiscal Supervisor	1.00	1.00	1.00	1.00	1.00
Utility Engineer	1.00	1.00	1.00	1.00	1.00
Engineer Technician	1.00	1.00	1.00	1.00	1.00
Lead Distribution Technician	0.00	1.00	1.00	1.00	1.00
Distribution Technician	6.00	5.00	6.00	6.00	6.00
Lead Operations Technician	1.00	1.00	1.00	1.00	1.00
Operator	5.00	5.00	5.00	5.00	5.00
Operations Technician	2.00	2.00	2.00	2.00	2.00
Utility Support Specialist	4.00	4.00	4.00	4.00	4.00
Lab Technician	1.00	1.00	1.00	1.00	1.00
Lead Service Technician	1.00	1.00	1.00	1.00	1.00
Service Technician	<u>3.00</u>	<u>3.00</u>	<u>3.00</u>	<u>3.00</u>	<u>3.00</u>
Total Water Utility	30.00	30.00	31.00	31.00	31.00
No changes in 2021.					
Wastewater Utility					
Superintendent	1.00	1.00	1.00	1.00	1.00
Industrial Wastewater Supervisor	1.00	1.00	1.00	1.00	1.00
Environmental Engineer	1.00	1.00	1.00	0.00	0.00
Maintenance Supervisor	1.00	1.00	1.00	1.00	1.00
Process System/OPCO	1.00	1.00	1.00	1.00	1.00
Electromechanical Technician	1.00	1.00	1.00	1.00	1.00
Laboratory Technician	1.00	1.00	1.00	1.00	1.00
Plant Maintenance Mechanic	3.00	3.00	3.00	3.00	3.00
Operator III	1.00	2.00	2.00	2.00	2.00
Operator I	1.00	2.00	2.00	2.00	2.00
Administrative Assistant	<u>1.00</u>	<u>1.00</u>	<u>1.00</u>	<u>1.00</u>	<u>1.00</u>
Total Wastewater Utility	13.00	15.00	15.00	14.00	14.00
Environmental Engineer transferred to Wastewater Department 1.00 FTE.					
TOTAL PROPRIETARY FUND	99.50	101.75	104.50	104.50	104.25
INTERNAL SERVICE FUNDS					
Information Technology					
IT Director	1.00	1.00	1.00	1.00	1.00
Systems Analyst	2.00	2.00	2.00	2.00	2.00
Network Administrator	1.00	1.00	2.00	1.00	1.00
PC Specialist	<u>1.00</u>	<u>1.00</u>	<u>1.00</u>	<u>1.00</u>	<u>1.00</u>
Total Information Technology	5.00	5.00	6.00	5.00	5.00

**PERSONNEL SCHEDULE
AUTHORIZED PERMANENT POSITIONS 2018 - 2021**

	<u>2018</u> <u>Actual</u>	<u>2019</u> <u>Actual</u>	<u>2020</u> <u>Amended</u>	<u>2020</u> <u>Estimated</u>	<u>2021</u> <u>Executive</u>
MOTOR VEHICLE FUND					
Motor Vehicle					
Equipment Service Supervisor	1.00	1.00	1.00	1.00	1.00
Master Certified Truck Mechanic	1.00	1.00	1.00	1.00	1.00
Certified Truck Mechanic	3.00	2.00	2.00	2.00	2.00
Truck Mechanic	1.00	1.00	1.00	1.00	1.00
Service Mechanic II	<u>0.00</u>	<u>1.00</u>	<u>1.00</u>	<u>1.00</u>	<u>1.00</u>
Total Motor Vehicle	6.00	6.00	6.00	6.00	6.00
No changes in 2021.					
TOTAL INTERNAL SERVICE FUNDS	11.00	11.00	12.00	11.00	11.00
TOTAL PROPRIETARY FUNDS	110.50	112.75	116.50	115.50	115.25
TOTAL CITY FUNDS	455.43	460.83	464.83	454.83	456.80



R. C. No. _____ - 20 - 21. By LICENSING, HEARINGS, AND PUBLIC SAFETY COMMITTEE. October 19, 2020.

Your Committee to whom was referred a copy of Res. No. 103-20-21 by Alderpersons Donohue and Sorenson establishing the 2021 Budget appropriations and the 2020 Tax Levy for use during the calendar year; recommends adopting the Resolution.

_____ Committee

I HEREBY CERTIFY that the foregoing Committee Report was duly accepted and adopted by the Common Council of the City of Sheboygan, Wisconsin, on the _____ day of _____, 20____.

Dated _____ 20____. _____, City Clerk
Approved _____ 20____. _____, Mayor

III

5.7

Res. No. 103 - 20 - 21. By Alderpersons Donohue and Sorenson.
October 5, 2020.

A RESOLUTION establishing the 2021 Budget appropriations and the 2020 Tax Levy for use during the calendar year.

WHEREAS, Section 2-905 of Municipal Code of the City of Sheboygan requires an annual budget appropriating monies to finance activities of the City for the ensuing fiscal year, and

WHEREAS, The Common Council committees have duly considered and discussed a budget for 2021 as proposed by the City Administrator, and

WHEREAS, A public hearing on the budget will be held on October 26, 2020 as required, and

WHEREAS, The 2021 budget requires a tax levy to partially finance the appropriations.


NOW, THEREFORE, BE IT RESOLVED: by the Common Council of the City of Sheboygan that:

Budgeted revenue estimates and expenditure appropriations for the year 2021 for the City's General Fund; Special Revenue Funds - MEG Unit, Block Grant, Housing Revolving Loan, Business Revolving Loan, Neighborhood Revitalization Fund, Mead Public Library, Tourism, Park, Forestry and Open Space, Park Impact Fee Fund, Cable TV, Municipal Court, Ambulance, Special Assessment, Harbor Centre Marina, Redevelopment Authority, Storm Water; Debt Service - G.O. Debt Service, Convention Center Debt Service, TID 6 Debt, TID 10 Debt, TID 12 Debt, TID 13 Debt, TID 14 Debt, TID 15 Debt, TID 16 Debt, TID 17 Debt, TID 18 Debt, TID 19 Debt, Environmental TID Debt; Capital Improvements Funds - Capital Projects, Capital Improvement, Industrial Park Fund, TID 12 Capital, TID 14 Capital, TID 16 Capital, TID 17 Capital, TID 18 Capital, TID 19 Capital, TID 20 Capital; Proprietary Funds - Motor Vehicle, Health Insurance, Liability Insurance, Workers Compensation Insurance, Information Technology; Enterprise Funds-Wastewater Utility, Recycling Utility Fund, Transit Utility, Parking Utility, Boat Facilities; and Fiduciary Funds - Cemetery Perpetual Care be and are hereby adopted as set forth in the attachment and established in the budget document.

FAP
AS
LHPS

BE IT FURTHER RESOLVED that the Personnel Schedule as presented in the 2021 Budget be approved, and

BE IT FURTHER RESOLVED that the property tax levy required to finance the 2021 Budget is \$25,021,842.



I HEREBY CERTIFY that the foregoing Resolution was duly passed by the Common Council of the City of Sheboygan, Wisconsin, on the _____ day of _____, 20____.

Dated _____ 20____. _____, City Clerk

Approved _____ 20____. _____, Mayor

2021 BUDGET SUMMARY

GOVERNMENTAL FUNDS

	General Fund	Special Revenue	Debt Service	Capital Improvement	Fiduciary Funds	Proprietary Funds
Revenue						
Taxes	\$18,791,155	\$3,806,480	\$9,387,912	\$1,557,000	\$0	\$475,946
Licenses and Permits	\$976,240	\$611,000	\$0	\$0	\$0	\$30,700
Intergovernmental Revenue	\$14,510,465	\$2,303,031	\$88,487	\$2,150,296	\$0	\$4,996,041
Intergovernmental Charges for Services	\$263,160	\$0	\$0	\$0	\$0	\$9,022,496
Charges for Services	\$1,554,757	\$2,167,340	\$0	\$0	\$9,400	\$21,196,988
Fines and Forfeitures	\$261,000	\$700,000	\$0	\$0	\$0	\$2,500
Miscellaneous Revenue	\$451,856	\$375,674	\$808,087	\$216,648	\$44,700	\$1,025,950
Other Financing Sources	\$1,708,924	\$230,000	\$1,038,054	\$10,700,438	\$0	\$282,787
Total Revenue	\$38,517,557	\$10,193,525	\$11,322,540	\$14,624,382	\$54,100	\$37,033,408
Expenditures						
General Government	\$4,022,232	\$1,316,336	\$638,546	\$0	\$0	\$9,726,927
Public Safety	\$22,485,763	\$896,515	\$0	\$1,188,000	\$0	\$0
Public Works	\$9,342,010	\$1,036,746	\$0	\$8,649,300	\$0	\$18,045,206
Health and Human Services	\$207,298	\$0	\$0	\$0	\$1,000	\$0
Culture and Recreation	\$3,008,271	\$4,012,866	\$0	\$1,581,278	\$0	\$3,021
Conservation and Development	\$377,430	\$1,229,025	\$0	\$1,512,402	\$0	\$8,266
Transfers and other expenses	\$538,030	\$1,985,927	\$18,730,033	\$278,000	\$15,000	\$7,434,274
Total Expenditures	\$39,981,035	\$10,477,415	\$19,368,579	\$13,208,980	\$16,000	\$35,217,694
Excess of revenues over (under) expenditures	-\$1,463,478	-\$283,890	-\$8,046,039	\$1,415,402	\$38,100	\$1,815,714
Fund Balance, January 1	\$20,175,775	\$2,725,364	\$24,216,592	\$4,232,837	\$991,534	\$0
Fund Balance, December 31	\$18,712,297	\$2,441,474	\$16,170,552	\$5,648,238	\$1,029,634	\$0
Net Position, January 1	\$0	\$0	\$0	\$0	\$0	\$97,994,847
Net Position, December 31	\$0	\$0	\$0	\$0	\$0	\$99,810,561
Net Property Tax Required	\$17,309,115	\$2,583,980	\$3,840,801	\$812,000	\$0	\$475,946

Assessed Valuation

ASSESSED TAX RATE

Equalized Valuation*

EQUALIZED TAX RATE

*Valuation does not include Tax Incremental District Valuation

BUDGET SUMMARY

2021 Executive	2020 Estimated	2019 Actual	2018 Actual	
				Revenue
\$34,018,493	\$31,886,221	\$31,522,120	\$30,561,851	Taxes
\$1,617,940	\$1,651,143	\$2,222,315	\$1,806,082	Licenses and Permits
\$24,048,320	\$23,127,655	\$23,158,063	\$20,793,432	Intergovernmental Revenue
\$9,285,656	\$8,447,059	\$9,063,307	\$9,659,001	Intergovernmental Charges for Services
\$24,928,485	\$23,847,275	\$23,265,895	\$22,603,020	Charges for Services
\$963,500	\$898,705	\$1,109,175	\$1,197,563	Fines and Forfeitures
\$2,922,915	\$4,201,293	\$9,706,196	\$5,612,812	Miscellaneous Revenue
\$13,960,203	\$20,763,088	\$20,654,263	\$43,581,151	Other Financing Sources
<u>\$111,745,512</u>	<u>\$114,822,439</u>	<u>\$120,701,334</u>	<u>\$135,814,911</u>	Total Revenue
				Expenditures
\$15,704,041	\$14,169,653	\$17,469,878	\$20,803,862	General Government
\$24,570,279	\$24,050,804	\$22,518,084	\$24,471,918	Public Safety
\$37,073,263	\$33,809,326	\$30,610,396	\$30,465,718	Public Works
\$208,298	\$205,331	\$197,733	\$205,785	Health and Human Services
\$8,605,436	\$9,299,802	\$7,475,790	\$7,102,525	Culture and Recreation
\$3,127,123	\$7,313,817	\$3,755,668	\$16,223,927	Conservation and Development
\$28,981,265	\$19,647,725	\$36,626,007	\$23,842,251	Transfers and other expenses
<u>\$118,269,704</u>	<u>\$108,496,458</u>	<u>\$118,653,556</u>	<u>\$123,115,987</u>	Total Expenditures
<u>-6,524,192</u>	<u>\$6,325,981</u>	<u>\$2,047,778</u>	<u>\$12,698,924</u>	Excess of revenues over (under) expenditures
\$52,342,102	\$53,308,769	\$53,414,089	\$42,751,108	Fund Balance, January 1
\$45,817,910	\$52,342,102	\$47,263,596	\$53,328,001	Fund Balance, December 31
\$97,994,847	\$96,747,371	\$88,549,101	\$85,924,256	Net Position, January 1
\$99,810,561	\$97,994,847	\$96,747,371	\$88,046,288	Net Position, December 31
<u>\$25,021,842</u>	<u>\$24,092,874</u>	<u>\$23,770,487</u>	<u>\$23,324,477</u>	Net Property Tax Required
\$2,479,124,160	\$2,574,367,710	\$2,398,553,954	\$2,523,820,400	Assessed Valuation
10.1920	10.0420	9.9100	9.7413	ASSESSED TAX RATE
\$3,074,483,600	\$2,724,220,600	\$2,650,921,700	\$2,488,723,200	Equalized Valuation*
8.139	8.844	8.967	9.372	EQUALIZED TAX RATE

**PERSONNEL SCHEDULE
AUTHORIZED PERMANENT POSITIONS 2018 - 2021**

	<u>2018 Actual</u>	<u>2019 Actual</u>	<u>2020 Amended</u>	<u>2020 Estimated</u>	<u>2021 Executive</u>
GENERAL FUND					
GENERAL GOVERNMENT					
Office of the Mayor					
Mayor	1.00	1.00	1.00	1.00	1.00
Administrative Assistant / Communications Specialist	<u>1.00</u>	<u>1.00</u>	<u>1.00</u>	<u>1.00</u>	<u>1.00</u>
Total Office of the Mayor	2.00	2.00	2.00	2.00	2.00
No changes in 2021.					
Office of the City Clerk					
City Clerk	1.00	1.00	1.00	1.00	1.00
Deputy City Clerk	1.00	1.00	1.00	1.00	1.00
Council/Licensing Clerk	1.00	1.00	1.00	1.00	1.00
Elections Specialist	<u>0.75</u>	<u>0.75</u>	<u>0.75</u>	<u>0.75</u>	<u>0.75</u>
Total Office of the City Clerk	3.75	3.75	3.75	3.75	3.75
No changes in 2021.					
Office of the City Administrator					
City Administrator	1.00	1.00	1.00	1.00	1.00
Budget Analyst	1.00	1.00	0.00	0.00	0.00
Assistant to the City Administrator	<u>0.00</u>	<u>0.00</u>	<u>1.00</u>	<u>1.00</u>	<u>1.00</u>
Total Office of the City Administrator	2.00	2.00	2.00	2.00	2.00
No changes in 2021.					
Finance Department					
Finance Director/Treasurer	1.00	1.00	1.00	1.00	1.00
Senior Accountant	0.00	1.00	0.00	0.00	0.00
Deputy Finance Director	0.00	0.00	1.00	1.00	1.00
Auditor/Analyst*	1.00	1.00	1.00	0.00	0.00
Accountant*	1.00	1.00	1.00	0.00	0.00
Accountant I	0.40	0.40	0.40	2.00	2.00
Accountant II	0.00	0.00	0.00	1.00	1.00
Accountant III*	0.00	0.00	0.00	1.00	1.00
Clerk I*	1.00	1.00	1.00	0.00	0.00
Accounts Payable Clerk	1.00	1.00	1.00	0.00	0.00
Purchasing Agent	0.50	0.50	0.50	0.50	0.50
Administrative Services Clerk I*	<u>0.00</u>	<u>0.00</u>	<u>0.00</u>	<u>1.00</u>	<u>1.00</u>
Total Finance Department	5.90	6.90	6.90	7.50	7.50

*Accountant III position added 1.00 FTE.

*Accountant I position transferred from Finance Department 0.60 FTE.

*Clerk I title changed to Administrative Services Clerk I.

**PERSONNEL SCHEDULE
AUTHORIZED PERMANENT POSITIONS 2018 - 2021**

	<u>2018 Actual</u>	<u>2019 Actual</u>	<u>2020 Amended</u>	<u>2020 Estimated</u>	<u>2021 Executive</u>
Human Resources Department					
Director of H.R. and Labor Relations	1.00	1.00	1.00	1.00	1.00
Payroll Administrator	1.00	1.00	1.00	1.00	1.00
Benefit Administrator / Analyst	1.00	1.00	1.00	1.00	1.00
Human Resources Generalist	1.00	1.00	1.00	1.00	1.00
Accountant I*	0.60	0.60	0.60	0.00	0.00
Administrative Services Clerk II*	<u>0.00</u>	<u>0.00</u>	<u>0.00</u>	<u>1.00</u>	<u>1.00</u>
Total Human Resources Department	4.60	4.60	4.60	5.00	5.00

*Accountant I position transferred to Finance Department 0.60 FTE.

*Administrative Services Clerk II position added 1.00 FTE.

Office of the City Attorney					
City Attorney	1.00	1.00	1.00	1.00	1.00
Assistant City Attorney I	1.00	1.00	1.00	1.00	1.00
Assistant City Attorney II	0.00	0.40	0.40	0.40	0.40
Legal Assistant	<u>2.00</u>	<u>2.00</u>	<u>2.00</u>	<u>2.00</u>	<u>2.00</u>
Total City Attorney's Office	4.00	4.40	4.40	4.40	4.40

No changes in 2021.

PUBLIC SAFETY

Police Department					
Chief	1.00	1.00	1.00	1.00	1.00
Captain	3.00	3.00	3.00	3.00	3.00
Lieutenant	4.00	4.00	4.00	4.00	4.00
Sergeant	9.00	9.00	9.00	9.00	9.00
Detective	7.00	7.00	7.00	7.00	7.00
Police Officer	60.00	60.00	60.00	60.00	60.00
Office Supervisor	1.00	1.00	1.00	1.00	1.00
Communication Technician	1.00	1.00	1.00	1.00	1.00
Court Services Secretary	2.00	2.00	2.00	2.00	2.00
Community Service Officer	1.00	1.00	1.00	1.00	1.00
Community Service Officer Trainee (FTE)	1.00	1.00	1.00	1.00	1.00
Record Specialist Clerk	8.00	8.00	8.00	8.00	8.00
Time System Coordinator	1.00	1.00	1.00	1.00	1.00
Department Secretary	2.00	2.00	2.00	2.00	2.00
Crime Analyst	1.00	1.00	1.00	1.00	1.00
Fleet Operation Mechanic	1.00	1.00	1.00	1.00	1.00
Property Officer	1.00	1.00	1.00	1.00	1.00
Digital Evidence Manager	1.00	1.00	1.00	1.00	1.00
MEG Unit Secretary	<u>0.40</u>	<u>0.40</u>	<u>0.40</u>	<u>0.40</u>	<u>0.40</u>
Total Police Department	105.40	105.40	105.40	105.40	105.40

No changes in 2021.

**PERSONNEL SCHEDULE
AUTHORIZED PERMANENT POSITIONS 2018 - 2021**

	<u>2018 Actual</u>	<u>2019 Actual</u>	<u>2020 Amended</u>	<u>2020 Estimated</u>	<u>2021 Executive</u>
Fire Department					
Chief	1.00	1.00	1.00	1.00	1.00
Assistant Fire Chief	1.00	1.00	2.00	2.00	2.00
Deputy Fire Chief	1.00	1.00	0.00	0.00	0.00
Battalion Chief	4.00	4.00	4.00	4.00	4.00
Captain	5.00	5.00	3.00	3.00	3.00
Lieutenant	10.00	10.00	11.00	12.00	12.00
Fire Equipment Operator	15.00	15.00	15.00	15.00	15.00
Firefighter	18.00	18.00	18.00	18.00	18.00
Firefighter/Paramedic	14.00	14.00	14.00	14.00	14.00
Administrative Coordinator/Supervisor	0.00	0.00	1.00	1.00	1.00
Confidential Secretary	1.00	1.00	0.00	0.00	0.00
Office Assistant	0.50	0.50	0.00	0.00	0.00
Administrative Assistant	<u>0.00</u>	<u>0.00</u>	<u>0.50</u>	<u>0.50</u>	<u>0.50</u>
Total Fire Department	70.50	70.50	69.50	70.50	70.50

No changes in 2021.

Building Inspection					
Building Inspector I	0.00	0.00	0.00	1.00	1.00
Building/Housing Inspector II	2.00	2.00	2.00	1.00	1.00
Electrical/Heating Inspector	1.00	1.00	1.00	1.00	1.00
Plumbing/Environmental Inspector	1.00	1.00	1.00	1.00	1.00
Housing/Environmental Inspector	1.00	0.00	0.00	0.00	0.00
Code Enforcement Officer	1.00	1.00	1.00	1.00	1.00
Building Inspection Specialist	1.00	1.00	1.00	1.00	1.00
Permit Clerk	1.00	1.00	1.00	1.00	1.00
Building Inspection Licensing Clerk	<u>0.00</u>	<u>1.00</u>	<u>1.00</u>	<u>1.00</u>	<u>1.00</u>
Total Building Inspection	8.00	8.00	8.00	8.00	8.00

No changes in 2021.

PUBLIC WORKS

Department of Public Works

Administration

Director of Public Works	1.00	1.00	1.00	1.00	1.00
Business Manager	0.00	0.00	1.00	1.00	1.00
Management Analyst	1.00	1.00	0.00	0.00	0.00
Clerk II	<u>2.00</u>	<u>2.00</u>	<u>2.00</u>	<u>2.00</u>	<u>2.00</u>
Total Public Works Administration	4.00	4.00	4.00	4.00	4.00

No changes in 2021.

Engineering

City Engineer	1.00	1.00	1.00	1.00	1.00
Civil Engineer / Project Manager	1.00	1.00	1.00	1.00	1.00
Assistant Engineer / Surveyor	1.00	1.00	1.00	1.00	1.00
Senior Engineering Technician	1.00	1.00	1.00	1.00	1.00
Engineering Technician	2.00	2.00	2.00	1.00	1.00
GIS Project Specialist	1.00	1.00	1.00	1.00	1.00
Environmental Engineer	<u>0.00</u>	<u>0.00</u>	<u>0.00</u>	<u>1.00</u>	<u>1.00</u>
Total Engineering	7.00	7.00	7.00	7.00	7.00

Environmental Engineer transferred from Wastewater Department 1.00 FTE.

**PERSONNEL SCHEDULE
AUTHORIZED PERMANENT POSITIONS 2018 - 2021**

	<u>2018 Actual</u>	<u>2019 Actual</u>	<u>2020 Amended</u>	<u>2020 Estimated</u>	<u>2021 Executive</u>
Facilities and Traffic					
Superintendent - Facilities/Traffic	1.00	1.00	1.00	1.00	1.00
Maintenance Worker IV-Leadman Signs	1.00	1.00	1.00	1.00	1.00
Maintenance Worker V-Electric Lighting	1.00	1.00	1.00	1.00	1.00
Maintenance Worker V-Electric Signals	1.00	1.00	1.00	1.00	1.00
Maintenance Worker III-Craftsman	3.00	3.00	3.00	3.00	3.00
Maintenance Worker II-Signs	1.00	1.00	1.00	3.00	3.00
Maintenance Worker II-City Hall	1.00	1.00	1.00	1.00	1.00
Maintenance Worker I-MSB	<u>1.00</u>	<u>1.00</u>	<u>1.00</u>	<u>1.00</u>	<u>1.00</u>
Total Facilities and Traffic	10.00	10.00	10.00	12.00	12.00
Streets and Sanitation					
Superintendent - Streets/Sanitation	1.00	1.00	1.00	1.00	1.00
Supervisor - Streets/Sanitation	1.00	1.00	1.00	1.00	1.00
Maintenance Worker IV-Lead Sanitation	1.00	1.00	1.00	0.00	0.00
Maintenance Worker IV-Streets	1.00	1.00	1.00	4.00	4.00
Maintenance Worker III-Streets	7.00	7.00	7.00	2.00	2.00
Maintenance Worker II-Streets	14.00	14.00	14.00	10.00	10.00
Maintenance Worker I-Streets	5.00	5.00	5.00	6.00	6.00
Maintenance Worker IV-Sanitation	1.00	1.00	1.00	0.00	0.00
Maintenance Worker III-Sanitation	8.00	8.00	8.00	4.00	4.00
Maintenance Worker IV-Sewer Maintenance	1.00	1.00	1.00	1.00	1.00
Maintenance Worker III-Sewer Maintenance	1.00	1.00	1.00	1.00	1.00
Maintenance Worker II-Sewer Maintenance	2.00	2.00	2.00	3.00	3.00
Maintenance Worker I-Sewer Maintenance	1.00	1.00	1.00	2.00	2.00
Maintenance Worker II-Street Sweeping	<u>2.00</u>	<u>2.00</u>	<u>2.00</u>	<u>2.00</u>	<u>2.00</u>
Total Streets and Sanitation	46.00	46.00	46.00	37.00	37.00
Maintenance Worker IV-Leadman Sanitation moved to Recycling and					
title changed to MW IV-Leadman Recycling					
Parks and Cemetery					
Superintendent - Parks - Forestry	1.00	1.00	1.00	1.00	1.00
Forester	0.00	1.00	1.00	1.00	1.00
Maintenance Worker IV - Parks - Lead Tree	0.00	0.00	2.00	2.00	2.00
Maintenance Worker IV - Parks - Construction	1.00	1.00	1.00	1.00	1.00
Maintenance Worker III - Parks - Forestry	6.00	6.00	5.00	5.00	5.00
Maintenance Worker II - Parks	6.00	6.00	6.00	6.00	6.00
Maintenance Worker I - Parks	3.00	3.00	3.00	0.00	0.00
Maintenance Worker III - Cemetery	<u>0.00</u>	<u>1.00</u>	<u>1.00</u>	<u>1.00</u>	<u>1.00</u>
Total Parks and Cemetery	17.00	19.00	20.00	17.00	17.00
Total Department of Public Works	84.00	86.00	87.00	77.00	77.00

**PERSONNEL SCHEDULE
AUTHORIZED PERMANENT POSITIONS 2018 - 2021**

	<u>2018</u> <u>Actual</u>	<u>2019</u> <u>Actual</u>	<u>2020</u> <u>Amended</u>	<u>2020</u> <u>Estimated</u>	<u>2021</u> <u>Executive</u>
CULTURE AND RECREATION					
Senior Services					
Director of Senior Services	0.00	1.00	1.00	1.00	1.00
Senior Center Supervisor	1.00	0.00	0.00	0.00	0.00
Assistant Supervisor	1.00	0.00	0.00	0.00	0.00
Coordinator	0.00	1.00	1.00	1.00	1.00
Program Coordinator	0.00	0.00	0.00	0.00	1.00
Custodian	<u>0.28</u>	<u>0.28</u>	<u>0.28</u>	<u>0.28</u>	<u>0.00</u>
Total Senior Services	2.28	2.28	2.28	2.28	3.00

*Wellness Coordinator position added 1.00 via Friends Contribution and Custodian position eliminated 0.28 FTE.

CONSERVATION AND DEVELOPMENT

Planning and Development

Director of Planning and Development	1.00	1.00	1.00	1.00	1.00
Planning/Zoning Manager	1.00	1.00	1.00	1.00	1.00
Community Development Planner	1.00	1.00	1.00	1.00	1.00
Neighborhood Development Planner	1.00	0.00	1.00	1.00	1.00
Community/Economic Development Planner	0.00	1.00	0.00	0.00	0.00
Grant Coordinator	<u>0.00</u>	<u>0.00</u>	<u>1.00</u>	<u>1.00</u>	<u>1.00</u>
Total Planning and Development	4.00	4.00	5.00	5.00	5.00

No changes in 2021.

TOTAL GENERAL FUND	296.43	299.83	300.83	292.83	293.55
---------------------------	---------------	---------------	---------------	---------------	---------------

SPECIAL REVENUE FUND

Mead Public Library

Director	1.00	1.00	1.00	1.00	1.00
Business Manager	1.00	1.00	1.00	1.00	1.00
Manager	2.00	2.00	2.00	2.00	2.00
Librarian II	2.00	2.00	0.00	0.00	0.00
Librarian I	5.75	5.75	0.00	0.00	0.00
Librarian	0.00	0.00	8.00	7.75	9.00
Page Supervisor	1.00	1.00	1.00	1.00	1.00
Maintenance Supervisor	1.00	1.00	0.00	0.00	1.00
Public Information Specialist II	1.00	1.00	0.00	0.00	0.00
IT Specialist	1.00	1.00	1.00	1.00	1.00
Communications Specialist	0.00	0.00	1.00	1.00	1.00
Maintenance Technician	0.00	0.00	2.00	2.00	1.00
Administrative Assistant/Volunteer Coordinator	0.00	0.00	1.00	1.00	1.00
Administrative Assistant I	1.00	1.00	0.00	0.00	0.00
Maintenance Technician I	1.00	1.00	0.00	0.00	0.00
Library Assistant III	5.00	5.00	0.00	0.00	0.00
Library Assistant II	1.00	1.00	0.00	0.00	0.00
Library Assistant I	5.75	5.75	0.00	0.00	0.00
Cataloger	0.00	0.00	3.00	3.00	3.00
Public Safety Specialist	0.00	0.00	1.00	1.00	1.00
Library Assistant	0.00	0.00	9.25	8.50	9.25
Cleaner	1.50	1.50	2.00	2.00	2.00
Library Page	<u>9.50</u>	<u>9.50</u>	<u>6.50</u>	<u>6.50</u>	<u>6.00</u>
Total Mead Public Library	40.50	40.50	39.75	38.75	40.25

Page Supervisor added 1.00 FTE.

**PERSONNEL SCHEDULE
AUTHORIZED PERMANENT POSITIONS 2018 - 2021**

	<u>2018 Actual</u>	<u>2019 Actual</u>	<u>2020 Amended</u>	<u>2020 Estimated</u>	<u>2021 Executive</u>
Municipal Court					
Municipal Court Judge	0.50	0.50	0.50	0.50	0.50
Municipal Court Clerk	1.00	1.00	1.00	1.00	1.00
Office Clerk	<u>1.00</u>	<u>1.00</u>	<u>1.00</u>	<u>1.00</u>	<u>1.00</u>
Total Municipal Court	2.50	2.50	2.50	2.50	2.50
No changes in 2021.					
Ambulance					
Firefighter/Paramedic	<u>4.00</u>	<u>4.00</u>	<u>4.00</u>	<u>4.00</u>	<u>4.00</u>
Total Ambulance	4.00	4.00	4.00	4.00	4.00
No changes in 2021.					
Cable Television					
TV Program Director	1.00	1.00	1.00	1.00	1.00
TV Production Technician	<u>0.50</u>	<u>0.25</u>	<u>0.25</u>	<u>0.25</u>	<u>0.25</u>
Total Cable Television	1.50	1.25	1.25	1.25	1.25
No changes in 2021.					
TOTAL SPECIAL REVENUE FUND	48.50	48.25	47.50	46.50	48.00
PROPRIETARY FUNDS					
Recycling Utility					
Maintenance Worker IV-Leadman Recycling	0.00	0.00	0.00	1.00	1.00
Maintenance Worker III-Recycling	<u>0.00</u>	<u>0.00</u>	<u>2.00</u>	<u>2.00</u>	<u>2.00</u>
Total Recycling Utility	0.00	0.00	2.00	3.00	3.00
Maintenance Worker IV-Leadman Recycling transferred from Streets and Sanitation 1.00 FTE.					
Transit Utility					
Director	0.70	0.70	0.70	0.70	0.70
Operator Supervisor	2.00	2.00	2.00	2.00	2.00
SET Supervisor	0.00	1.00	1.00	1.00	1.00
Lead Support - ADA Coordinator	2.00	1.00	0.00	0.00	0.00
Lead Dispatcher	1.00	1.00	0.00	0.00	0.00
Fill-In Dispatcher	1.00	1.00	0.00	0.00	0.00
Lead Mechanic	1.00	1.00	1.00	1.00	1.00
Mechanic	3.00	3.00	3.00	3.00	3.00
Administrative Coordinator	1.00	1.00	1.00	1.00	1.00
Transit Coordinator I	0.00	0.00	1.00	1.00	1.00
Transit Coordinator II	0.00	0.00	1.00	1.00	1.00
Transit Coordinator III	0.00	0.00	1.00	1.00	1.00
Fixed Route Operator	28.00	28.00	28.00	28.00	28.00
Paratransit Operator	12.00	12.00	12.00	12.00	12.00
Hostler	1.25	1.50	1.50	1.50	0.00
Maintenance Assistant	0.00	0.00	1.00	1.00	2.25
Cleaner	<u>1.25</u>	<u>1.25</u>	<u>0.00</u>	<u>0.00</u>	<u>0.00</u>
Total Transit Utility	54.20	54.45	54.20	54.20	53.95

**PERSONNEL SCHEDULE
AUTHORIZED PERMANENT POSITIONS 2018 - 2021**

	<u>2018</u> <u>Actual</u>	<u>2019</u> <u>Actual</u>	<u>2020</u> <u>Amended</u>	<u>2020</u> <u>Estimated</u>	<u>2021</u> <u>Executive</u>
Parking Utility					
Director Parking and Transit	0.30	0.30	0.30	0.30	0.30
Lead Worker I	1.00	1.00	1.00	1.00	1.00
Maintenance Worker I	<u>1.00</u>	<u>1.00</u>	<u>1.00</u>	<u>1.00</u>	<u>1.00</u>
Total Parking Utility	2.30	2.30	2.30	2.30	2.30
No changes in 2021.					
Water Utility					
Superintendent	1.00	1.00	1.00	1.00	1.00
Utility Accountant	1.00	1.00	1.00	1.00	1.00
Distribution Supervisor	1.00	1.00	1.00	1.00	1.00
Operations Supervisor	1.00	1.00	1.00	1.00	1.00
Customer Relations/Fiscal Supervisor	1.00	1.00	1.00	1.00	1.00
Utility Engineer	1.00	1.00	1.00	1.00	1.00
Engineer Technician	1.00	1.00	1.00	1.00	1.00
Lead Distribution Technician	0.00	1.00	1.00	1.00	1.00
Distribution Technician	6.00	5.00	6.00	6.00	6.00
Lead Operations Technician	1.00	1.00	1.00	1.00	1.00
Operator	5.00	5.00	5.00	5.00	5.00
Operations Technician	2.00	2.00	2.00	2.00	2.00
Utility Support Specialist	4.00	4.00	4.00	4.00	4.00
Lab Technician	1.00	1.00	1.00	1.00	1.00
Lead Service Technician	1.00	1.00	1.00	1.00	1.00
Service Technician	<u>3.00</u>	<u>3.00</u>	<u>3.00</u>	<u>3.00</u>	<u>3.00</u>
Total Water Utility	30.00	30.00	31.00	31.00	31.00
No changes in 2021.					
Wastewater Utility					
Superintendent	1.00	1.00	1.00	1.00	1.00
Industrial Wastewater Supervisor	1.00	1.00	1.00	1.00	1.00
Environmental Engineer	1.00	1.00	1.00	0.00	0.00
Maintenance Supervisor	1.00	1.00	1.00	1.00	1.00
Process System/OPCO	1.00	1.00	1.00	1.00	1.00
Electromechanical Technician	1.00	1.00	1.00	1.00	1.00
Laboratory Technician	1.00	1.00	1.00	1.00	1.00
Plant Maintenance Mechanic	3.00	3.00	3.00	3.00	3.00
Operator III	1.00	2.00	2.00	2.00	2.00
Operator I	1.00	2.00	2.00	2.00	2.00
Administrative Assistant	<u>1.00</u>	<u>1.00</u>	<u>1.00</u>	<u>1.00</u>	<u>1.00</u>
Total Wastewater Utility	13.00	15.00	15.00	14.00	14.00
Environmental Engineer transferred to Wastewater Department 1.00 FTE.					
TOTAL PROPRIETARY FUND	99.50	101.75	104.50	104.50	104.25
INTERNAL SERVICE FUNDS					
Information Technology					
IT Director	1.00	1.00	1.00	1.00	1.00
Systems Analyst	2.00	2.00	2.00	2.00	2.00
Network Administrator	1.00	1.00	2.00	1.00	1.00
PC Specialist	<u>1.00</u>	<u>1.00</u>	<u>1.00</u>	<u>1.00</u>	<u>1.00</u>
Total Information Technology	5.00	5.00	6.00	5.00	5.00

**PERSONNEL SCHEDULE
AUTHORIZED PERMANENT POSITIONS 2018 - 2021**

	<u>2018</u> <u>Actual</u>	<u>2019</u> <u>Actual</u>	<u>2020</u> <u>Amended</u>	<u>2020</u> <u>Estimated</u>	<u>2021</u> <u>Executive</u>
MOTOR VEHICLE FUND					
Motor Vehicle					
Equipment Service Supervisor	1.00	1.00	1.00	1.00	1.00
Master Certified Truck Mechanic	1.00	1.00	1.00	1.00	1.00
Certified Truck Mechanic	3.00	2.00	2.00	2.00	2.00
Truck Mechanic	1.00	1.00	1.00	1.00	1.00
Service Mechanic II	<u>0.00</u>	<u>1.00</u>	<u>1.00</u>	<u>1.00</u>	<u>1.00</u>
Total Motor Vehicle	6.00	6.00	6.00	6.00	6.00
No changes in 2021.					
TOTAL INTERNAL SERVICE FUNDS	11.00	11.00	12.00	11.00	11.00
TOTAL PROPRIETARY FUNDS	110.50	112.75	116.50	115.50	115.25
TOTAL CITY FUNDS	455.43	460.83	464.83	454.83	456.80



R. C. No. _____ - 20 - 21. By PUBLIC WORKS COMMITTEE. October 19, 2020.

Your Committee to whom was referred a copy of Res. No. 103-20-21 by Alderpersons Donohue and Sorenson establishing the 2021 Budget appropriations and the 2020 Tax Levy for use during the calendar year; recommends adopting the Resolution.

_____ Committee

I HEREBY CERTIFY that the foregoing Committee Report was duly accepted and adopted by the Common Council of the City of Sheboygan, Wisconsin, on the _____ day of _____, 20____.

Dated _____ 20____. _____, City Clerk

Approved _____ 20____. _____, Mayor

III

5.7

Res. No. 103 - 20 - 21. By Alderpersons Donohue and Sorenson.
October 5, 2020.

A RESOLUTION establishing the 2021 Budget appropriations and the 2020 Tax Levy for use during the calendar year.

WHEREAS, Section 2-905 of Municipal Code of the City of Sheboygan requires an annual budget appropriating monies to finance activities of the City for the ensuing fiscal year, and

WHEREAS, The Common Council committees have duly considered and discussed a budget for 2021 as proposed by the City Administrator, and

WHEREAS, A public hearing on the budget will be held on October 26, 2020 as required, and

WHEREAS, The 2021 budget requires a tax levy to partially finance the appropriations.


NOW, THEREFORE, BE IT RESOLVED: by the Common Council of the City of Sheboygan that:

Budgeted revenue estimates and expenditure appropriations for the year 2021 for the City's General Fund; Special Revenue Funds - MEG Unit, Block Grant, Housing Revolving Loan, Business Revolving Loan, Neighborhood Revitalization Fund, Mead Public Library, Tourism, Park, Forestry and Open Space, Park Impact Fee Fund, Cable TV, Municipal Court, Ambulance, Special Assessment, Harbor Centre Marina, Redevelopment Authority, Storm Water; Debt Service - G.O. Debt Service, Convention Center Debt Service, TID 6 Debt, TID 10 Debt, TID 12 Debt, TID 13 Debt, TID 14 Debt, TID 15 Debt, TID 16 Debt, TID 17 Debt, TID 18 Debt, TID 19 Debt, Environmental TID Debt; Capital Improvements Funds - Capital Projects, Capital Improvement, Industrial Park Fund, TID 12 Capital, TID 14 Capital, TID 16 Capital, TID 17 Capital, TID 18 Capital, TID 19 Capital, TID 20 Capital; Proprietary Funds - Motor Vehicle, Health Insurance, Liability Insurance, Workers Compensation Insurance, Information Technology; Enterprise Funds-Wastewater Utility, Recycling Utility Fund, Transit Utility, Parking Utility, Boat Facilities; and Fiduciary Funds - Cemetery Perpetual Care be and are hereby adopted as set forth in the attachment and established in the budget document.

FJP
RW
LHPS

BE IT FURTHER RESOLVED that the Personnel Schedule as presented in the 2021 Budget be approved, and

BE IT FURTHER RESOLVED that the property tax levy required to finance the 2021 Budget is \$25,021,842.



I HEREBY CERTIFY that the foregoing Resolution was duly passed by the Common Council of the City of Sheboygan, Wisconsin, on the _____ day of _____, 20____.

Dated _____ 20____. _____, City Clerk

Approved _____ 20____. _____, Mayor

2021 BUDGET SUMMARY

GOVERNMENTAL FUNDS

	General Fund	Special Revenue	Debt Service	Capital Improvement	Fiduciary Funds	Proprietary Funds
Revenue						
Taxes	\$18,791,155	\$3,806,480	\$9,387,912	\$1,557,000	\$0	\$475,946
Licenses and Permits	\$976,240	\$611,000	\$0	\$0	\$0	\$30,700
Intergovernmental Revenue	\$14,510,465	\$2,303,031	\$88,487	\$2,150,296	\$0	\$4,996,041
Intergovernmental Charges for Services	\$263,160	\$0	\$0	\$0	\$0	\$9,022,496
Charges for Services	\$1,554,757	\$2,167,340	\$0	\$0	\$9,400	\$21,196,988
Fines and Forfeitures	\$261,000	\$700,000	\$0	\$0	\$0	\$2,500
Miscellaneous Revenue	\$451,856	\$375,674	\$808,087	\$216,648	\$44,700	\$1,025,950
Other Financing Sources	\$1,708,924	\$230,000	\$1,038,054	\$10,700,438	\$0	\$282,787
Total Revenue	\$38,517,557	\$10,193,525	\$11,322,540	\$14,624,382	\$54,100	\$37,033,408
Expenditures						
General Government	\$4,022,232	\$1,316,336	\$638,546	\$0	\$0	\$9,726,927
Public Safety	\$22,485,763	\$896,515	\$0	\$1,188,000	\$0	\$0
Public Works	\$9,342,010	\$1,036,746	\$0	\$8,649,300	\$0	\$18,045,206
Health and Human Services	\$207,298	\$0	\$0	\$0	\$1,000	\$0
Culture and Recreation	\$3,008,271	\$4,012,866	\$0	\$1,581,278	\$0	\$3,021
Conservation and Development	\$377,430	\$1,229,025	\$0	\$1,512,402	\$0	\$8,266
Transfers and other expenses	\$538,030	\$1,985,927	\$18,730,033	\$278,000	\$15,000	\$7,434,274
Total Expenditures	\$39,981,035	\$10,477,415	\$19,368,579	\$13,208,980	\$16,000	\$35,217,694
Excess of revenues over (under) expenditures	-\$1,463,478	-\$283,890	-\$8,046,039	\$1,415,402	\$38,100	\$1,815,714
Fund Balance, January 1	\$20,175,775	\$2,725,364	\$24,216,592	\$4,232,837	\$991,534	\$0
Fund Balance, December 31	\$18,712,297	\$2,441,474	\$16,170,552	\$5,648,238	\$1,029,634	\$0
Net Position, January 1	\$0	\$0	\$0	\$0	\$0	\$97,994,847
Net Position, December 31	\$0	\$0	\$0	\$0	\$0	\$99,810,561
Net Property Tax Required	\$17,309,115	\$2,583,980	\$3,840,801	\$812,000	\$0	\$475,946

Assessed Valuation

ASSESSED TAX RATE

Equalized Valuation*

EQUALIZED TAX RATE

*Valuation does not include Tax Incremental District Valuation

BUDGET SUMMARY

2021 Executive	2020 Estimated	2019 Actual	2018 Actual	
\$34,018,493	\$31,886,221	\$31,522,120	\$30,561,851	Revenue
\$1,617,940	\$1,651,143	\$2,222,315	\$1,806,082	Taxes
\$24,048,320	\$23,127,655	\$23,158,063	\$20,793,432	Licenses and Permits
\$9,285,656	\$8,447,059	\$9,063,307	\$9,659,001	Intergovernmental Revenue
\$24,928,485	\$23,847,275	\$23,265,895	\$22,603,020	Intergovernmental Charges for Services
\$963,500	\$898,705	\$1,109,175	\$1,197,563	Charges for Services
\$2,922,915	\$4,201,293	\$9,706,196	\$5,612,812	Fines and Forfeitures
\$13,960,203	\$20,763,088	\$20,654,263	\$43,581,151	Miscellaneous Revenue
\$111,745,512	\$114,822,439	\$120,701,334	\$135,814,911	Other Financing Sources
				Total Revenue
\$15,704,041	\$14,169,653	\$17,469,878	\$20,803,862	Expenditures
\$24,570,279	\$24,050,804	\$22,518,084	\$24,471,918	General Government
\$37,073,263	\$33,809,326	\$30,610,396	\$30,465,718	Public Safety
\$208,298	\$205,331	\$197,733	\$205,785	Public Works
\$8,605,436	\$9,299,802	\$7,475,790	\$7,102,525	Health and Human Services
\$3,127,123	\$7,313,817	\$3,755,668	\$16,223,927	Culture and Recreation
\$28,981,265	\$19,647,725	\$36,626,007	\$23,842,251	Conservation and Development
\$118,269,704	\$108,496,458	\$118,653,556	\$123,115,987	Transfers and other expenses
				Total Expenditures
<u>-6,524,192</u>	<u>\$6,325,981</u>	<u>\$2,047,778</u>	<u>\$12,698,924</u>	Excess of revenues over (under) expenditures
\$52,342,102	\$53,308,769	\$53,414,089	\$42,751,108	Fund Balance, January 1
\$45,817,910	\$52,342,102	\$47,263,596	\$53,328,001	Fund Balance, December 31
\$97,994,847	\$96,747,371	\$88,549,101	\$85,924,256	Net Position, January 1
\$99,810,561	\$97,994,847	\$96,747,371	\$88,046,288	Net Position, December 31
<u>\$25,021,842</u>	<u>\$24,092,874</u>	<u>\$23,770,487</u>	<u>\$23,324,477</u>	Net Property Tax Required
\$2,479,124,160	\$2,574,367,710	\$2,398,553,954	\$2,523,820,400	Assessed Valuation
10.1920	10.0420	9.9100	9.7413	ASSESSED TAX RATE
\$3,074,483,600	\$2,724,220,600	\$2,650,921,700	\$2,488,723,200	Equalized Valuation*
8.139	8.844	8.967	9.372	EQUALIZED TAX RATE

**PERSONNEL SCHEDULE
AUTHORIZED PERMANENT POSITIONS 2018 - 2021**

	<u>2018</u> <u>Actual</u>	<u>2019</u> <u>Actual</u>	<u>2020</u> <u>Amended</u>	<u>2020</u> <u>Estimated</u>	<u>2021</u> <u>Executive</u>
GENERAL FUND					
GENERAL GOVERNMENT					
Office of the Mayor					
Mayor	1.00	1.00	1.00	1.00	1.00
Administrative Assistant / Communications Specialist	<u>1.00</u>	<u>1.00</u>	<u>1.00</u>	<u>1.00</u>	<u>1.00</u>
Total Office of the Mayor	2.00	2.00	2.00	2.00	2.00
No changes in 2021.					
Office of the City Clerk					
City Clerk	1.00	1.00	1.00	1.00	1.00
Deputy City Clerk	1.00	1.00	1.00	1.00	1.00
Council/Licensing Clerk	1.00	1.00	1.00	1.00	1.00
Elections Specialist	<u>0.75</u>	<u>0.75</u>	<u>0.75</u>	<u>0.75</u>	<u>0.75</u>
Total Office of the City Clerk	3.75	3.75	3.75	3.75	3.75
No changes in 2021.					
Office of the City Administrator					
City Administrator	1.00	1.00	1.00	1.00	1.00
Budget Analyst	1.00	1.00	0.00	0.00	0.00
Assistant to the City Administrator	<u>0.00</u>	<u>0.00</u>	<u>1.00</u>	<u>1.00</u>	<u>1.00</u>
Total Office of the City Administrator	2.00	2.00	2.00	2.00	2.00
No changes in 2021.					
Finance Department					
Finance Director/Treasurer	1.00	1.00	1.00	1.00	1.00
Senior Accountant	0.00	1.00	0.00	0.00	0.00
Deputy Finance Director	0.00	0.00	1.00	1.00	1.00
Auditor/Analyst*	1.00	1.00	1.00	0.00	0.00
Accountant*	1.00	1.00	1.00	0.00	0.00
Accountant I	0.40	0.40	0.40	2.00	2.00
Accountant II	0.00	0.00	0.00	1.00	1.00
Accountant III*	0.00	0.00	0.00	1.00	1.00
Clerk I*	1.00	1.00	1.00	0.00	0.00
Accounts Payable Clerk	1.00	1.00	1.00	0.00	0.00
Purchasing Agent	0.50	0.50	0.50	0.50	0.50
Administrative Services Clerk I*	<u>0.00</u>	<u>0.00</u>	<u>0.00</u>	<u>1.00</u>	<u>1.00</u>
Total Finance Department	5.90	6.90	6.90	7.50	7.50

*Accountant III position added 1.00 FTE.

*Accountant I position transferred from Finance Department 0.60 FTE.

*Clerk I title changed to Administrative Services Clerk I.

**PERSONNEL SCHEDULE
AUTHORIZED PERMANENT POSITIONS 2018 - 2021**

	<u>2018 Actual</u>	<u>2019 Actual</u>	<u>2020 Amended</u>	<u>2020 Estimated</u>	<u>2021 Executive</u>
Human Resources Department					
Director of H.R. and Labor Relations	1.00	1.00	1.00	1.00	1.00
Payroll Administrator	1.00	1.00	1.00	1.00	1.00
Benefit Administrator / Analyst	1.00	1.00	1.00	1.00	1.00
Human Resources Generalist	1.00	1.00	1.00	1.00	1.00
Accountant I*	0.60	0.60	0.60	0.00	0.00
Administrative Services Clerk II*	<u>0.00</u>	<u>0.00</u>	<u>0.00</u>	<u>1.00</u>	<u>1.00</u>
Total Human Resources Department	4.60	4.60	4.60	5.00	5.00

*Accountant I position transferred to Finance Department 0.60 FTE.

*Administrative Services Clerk II position added 1.00 FTE.

Office of the City Attorney					
City Attorney	1.00	1.00	1.00	1.00	1.00
Assistant City Attorney I	1.00	1.00	1.00	1.00	1.00
Assistant City Attorney II	0.00	0.40	0.40	0.40	0.40
Legal Assistant	<u>2.00</u>	<u>2.00</u>	<u>2.00</u>	<u>2.00</u>	<u>2.00</u>
Total City Attorney's Office	4.00	4.40	4.40	4.40	4.40

No changes in 2021.

PUBLIC SAFETY

Police Department					
Chief	1.00	1.00	1.00	1.00	1.00
Captain	3.00	3.00	3.00	3.00	3.00
Lieutenant	4.00	4.00	4.00	4.00	4.00
Sergeant	9.00	9.00	9.00	9.00	9.00
Detective	7.00	7.00	7.00	7.00	7.00
Police Officer	60.00	60.00	60.00	60.00	60.00
Office Supervisor	1.00	1.00	1.00	1.00	1.00
Communication Technician	1.00	1.00	1.00	1.00	1.00
Court Services Secretary	2.00	2.00	2.00	2.00	2.00
Community Service Officer	1.00	1.00	1.00	1.00	1.00
Community Service Officer Trainee (FTE)	1.00	1.00	1.00	1.00	1.00
Record Specialist Clerk	8.00	8.00	8.00	8.00	8.00
Time System Coordinator	1.00	1.00	1.00	1.00	1.00
Department Secretary	2.00	2.00	2.00	2.00	2.00
Crime Analyst	1.00	1.00	1.00	1.00	1.00
Fleet Operation Mechanic	1.00	1.00	1.00	1.00	1.00
Property Officer	1.00	1.00	1.00	1.00	1.00
Digital Evidence Manager	1.00	1.00	1.00	1.00	1.00
MEG Unit Secretary	<u>0.40</u>	<u>0.40</u>	<u>0.40</u>	<u>0.40</u>	<u>0.40</u>
Total Police Department	105.40	105.40	105.40	105.40	105.40

No changes in 2021.

**PERSONNEL SCHEDULE
AUTHORIZED PERMANENT POSITIONS 2018 - 2021**

	<u>2018 Actual</u>	<u>2019 Actual</u>	<u>2020 Amended</u>	<u>2020 Estimated</u>	<u>2021 Executive</u>
Fire Department					
Chief	1.00	1.00	1.00	1.00	1.00
Assistant Fire Chief	1.00	1.00	2.00	2.00	2.00
Deputy Fire Chief	1.00	1.00	0.00	0.00	0.00
Battalion Chief	4.00	4.00	4.00	4.00	4.00
Captain	5.00	5.00	3.00	3.00	3.00
Lieutenant	10.00	10.00	11.00	12.00	12.00
Fire Equipment Operator	15.00	15.00	15.00	15.00	15.00
Firefighter	18.00	18.00	18.00	18.00	18.00
Firefighter/Paramedic	14.00	14.00	14.00	14.00	14.00
Administrative Coordinator/Supervisor	0.00	0.00	1.00	1.00	1.00
Confidential Secretary	1.00	1.00	0.00	0.00	0.00
Office Assistant	0.50	0.50	0.00	0.00	0.00
Administrative Assistant	<u>0.00</u>	<u>0.00</u>	<u>0.50</u>	<u>0.50</u>	<u>0.50</u>
Total Fire Department	70.50	70.50	69.50	70.50	70.50

No changes in 2021.

Building Inspection					
Building Inspector I	0.00	0.00	0.00	1.00	1.00
Building/Housing Inspector II	2.00	2.00	2.00	1.00	1.00
Electrical/Heating Inspector	1.00	1.00	1.00	1.00	1.00
Plumbing/Environmental Inspector	1.00	1.00	1.00	1.00	1.00
Housing/Environmental Inspector	1.00	0.00	0.00	0.00	0.00
Code Enforcement Officer	1.00	1.00	1.00	1.00	1.00
Building Inspection Specialist	1.00	1.00	1.00	1.00	1.00
Permit Clerk	1.00	1.00	1.00	1.00	1.00
Building Inspection Licensing Clerk	<u>0.00</u>	<u>1.00</u>	<u>1.00</u>	<u>1.00</u>	<u>1.00</u>
Total Building Inspection	8.00	8.00	8.00	8.00	8.00

No changes in 2021.

PUBLIC WORKS

Department of Public Works

Administration

Director of Public Works	1.00	1.00	1.00	1.00	1.00
Business Manager	0.00	0.00	1.00	1.00	1.00
Management Analyst	1.00	1.00	0.00	0.00	0.00
Clerk II	<u>2.00</u>	<u>2.00</u>	<u>2.00</u>	<u>2.00</u>	<u>2.00</u>
Total Public Works Administration	4.00	4.00	4.00	4.00	4.00

No changes in 2021.

Engineering

City Engineer	1.00	1.00	1.00	1.00	1.00
Civil Engineer / Project Manager	1.00	1.00	1.00	1.00	1.00
Assistant Engineer / Surveyor	1.00	1.00	1.00	1.00	1.00
Senior Engineering Technician	1.00	1.00	1.00	1.00	1.00
Engineering Technician	2.00	2.00	2.00	1.00	1.00
GIS Project Specialist	1.00	1.00	1.00	1.00	1.00
Environmental Engineer	<u>0.00</u>	<u>0.00</u>	<u>0.00</u>	<u>1.00</u>	<u>1.00</u>
Total Engineering	7.00	7.00	7.00	7.00	7.00

Environmental Engineer transferred from Wastewater Department 1.00 FTE.

**PERSONNEL SCHEDULE
AUTHORIZED PERMANENT POSITIONS 2018 - 2021**

	<u>2018 Actual</u>	<u>2019 Actual</u>	<u>2020 Amended</u>	<u>2020 Estimated</u>	<u>2021 Executive</u>
Facilities and Traffic					
Superintendent - Facilities/Traffic	1.00	1.00	1.00	1.00	1.00
Maintenance Worker IV-Leadman Signs	1.00	1.00	1.00	1.00	1.00
Maintenance Worker V-Electric Lighting	1.00	1.00	1.00	1.00	1.00
Maintenance Worker V-Electric Signals	1.00	1.00	1.00	1.00	1.00
Maintenance Worker III-Craftsman	3.00	3.00	3.00	3.00	3.00
Maintenance Worker II-Signs	1.00	1.00	1.00	3.00	3.00
Maintenance Worker II-City Hall	1.00	1.00	1.00	1.00	1.00
Maintenance Worker I-MSB	<u>1.00</u>	<u>1.00</u>	<u>1.00</u>	<u>1.00</u>	<u>1.00</u>
Total Facilities and Traffic	10.00	10.00	10.00	12.00	12.00
Streets and Sanitation					
Superintendent - Streets/Sanitation	1.00	1.00	1.00	1.00	1.00
Supervisor - Streets/Sanitation	1.00	1.00	1.00	1.00	1.00
Maintenance Worker IV-Lead Sanitation	1.00	1.00	1.00	0.00	0.00
Maintenance Worker IV-Streets	1.00	1.00	1.00	4.00	4.00
Maintenance Worker III-Streets	7.00	7.00	7.00	2.00	2.00
Maintenance Worker II-Streets	14.00	14.00	14.00	10.00	10.00
Maintenance Worker I-Streets	5.00	5.00	5.00	6.00	6.00
Maintenance Worker IV-Sanitation	1.00	1.00	1.00	0.00	0.00
Maintenance Worker III-Sanitation	8.00	8.00	8.00	4.00	4.00
Maintenance Worker IV-Sewer Maintenance	1.00	1.00	1.00	1.00	1.00
Maintenance Worker III-Sewer Maintenance	1.00	1.00	1.00	1.00	1.00
Maintenance Worker II-Sewer Maintenance	2.00	2.00	2.00	3.00	3.00
Maintenance Worker I-Sewer Maintenance	1.00	1.00	1.00	2.00	2.00
Maintenance Worker II-Street Sweeping	<u>2.00</u>	<u>2.00</u>	<u>2.00</u>	<u>2.00</u>	<u>2.00</u>
Total Streets and Sanitation	46.00	46.00	46.00	37.00	37.00
Maintenance Worker IV-Leadman Sanitation moved to Recycling and title changed to MW IV-Leadman Recycling					
Parks and Cemetery					
Superintendent - Parks - Forestry	1.00	1.00	1.00	1.00	1.00
Forester	0.00	1.00	1.00	1.00	1.00
Maintenance Worker IV - Parks - Lead Tree	0.00	0.00	2.00	2.00	2.00
Maintenance Worker IV - Parks - Construction	1.00	1.00	1.00	1.00	1.00
Maintenance Worker III - Parks - Forestry	6.00	6.00	5.00	5.00	5.00
Maintenance Worker II - Parks	6.00	6.00	6.00	6.00	6.00
Maintenance Worker I - Parks	3.00	3.00	3.00	0.00	0.00
Maintenance Worker III - Cemetery	<u>0.00</u>	<u>1.00</u>	<u>1.00</u>	<u>1.00</u>	<u>1.00</u>
Total Parks and Cemetery	17.00	19.00	20.00	17.00	17.00
Total Department of Public Works	84.00	86.00	87.00	77.00	77.00

**PERSONNEL SCHEDULE
AUTHORIZED PERMANENT POSITIONS 2018 - 2021**

	<u>2018 Actual</u>	<u>2019 Actual</u>	<u>2020 Amended</u>	<u>2020 Estimated</u>	<u>2021 Executive</u>
CULTURE AND RECREATION					
Senior Services					
Director of Senior Services	0.00	1.00	1.00	1.00	1.00
Senior Center Supervisor	1.00	0.00	0.00	0.00	0.00
Assistant Supervisor	1.00	0.00	0.00	0.00	0.00
Coordinator	0.00	1.00	1.00	1.00	1.00
Program Coordinator	0.00	0.00	0.00	0.00	1.00
Custodian	<u>0.28</u>	<u>0.28</u>	<u>0.28</u>	<u>0.28</u>	<u>0.00</u>
Total Senior Services	2.28	2.28	2.28	2.28	3.00

*Wellness Coordinator position added 1.00 via Friends Contribution and Custodian position eliminated 0.28 FTE.

CONSERVATION AND DEVELOPMENT

Planning and Development

Director of Planning and Development	1.00	1.00	1.00	1.00	1.00
Planning/Zoning Manager	1.00	1.00	1.00	1.00	1.00
Community Development Planner	1.00	1.00	1.00	1.00	1.00
Neighborhood Development Planner	1.00	0.00	1.00	1.00	1.00
Community/Economic Development Planner	0.00	1.00	0.00	0.00	0.00
Grant Coordinator	<u>0.00</u>	<u>0.00</u>	<u>1.00</u>	<u>1.00</u>	<u>1.00</u>
Total Planning and Development	4.00	4.00	5.00	5.00	5.00

No changes in 2021.

TOTAL GENERAL FUND	296.43	299.83	300.83	292.83	293.55
---------------------------	---------------	---------------	---------------	---------------	---------------

SPECIAL REVENUE FUND

Mead Public Library

Director	1.00	1.00	1.00	1.00	1.00
Business Manager	1.00	1.00	1.00	1.00	1.00
Manager	2.00	2.00	2.00	2.00	2.00
Librarian II	2.00	2.00	0.00	0.00	0.00
Librarian I	5.75	5.75	0.00	0.00	0.00
Librarian	0.00	0.00	8.00	7.75	9.00
Page Supervisor	1.00	1.00	1.00	1.00	1.00
Maintenance Supervisor	1.00	1.00	0.00	0.00	1.00
Public Information Specialist II	1.00	1.00	0.00	0.00	0.00
IT Specialist	1.00	1.00	1.00	1.00	1.00
Communications Specialist	0.00	0.00	1.00	1.00	1.00
Maintenance Technician	0.00	0.00	2.00	2.00	1.00
Administrative Assistant/Volunteer Coordinator	0.00	0.00	1.00	1.00	1.00
Administrative Assistant I	1.00	1.00	0.00	0.00	0.00
Maintenance Technician I	1.00	1.00	0.00	0.00	0.00
Library Assistant III	5.00	5.00	0.00	0.00	0.00
Library Assistant II	1.00	1.00	0.00	0.00	0.00
Library Assistant I	5.75	5.75	0.00	0.00	0.00
Cataloger	0.00	0.00	3.00	3.00	3.00
Public Safety Specialist	0.00	0.00	1.00	1.00	1.00
Library Assistant	0.00	0.00	9.25	8.50	9.25
Cleaner	1.50	1.50	2.00	2.00	2.00
Library Page	<u>9.50</u>	<u>9.50</u>	<u>6.50</u>	<u>6.50</u>	<u>6.00</u>
Total Mead Public Library	40.50	40.50	39.75	38.75	40.25

Page Supervisor added 1.00 FTE.

**PERSONNEL SCHEDULE
AUTHORIZED PERMANENT POSITIONS 2018 - 2021**

	<u>2018</u> <u>Actual</u>	<u>2019</u> <u>Actual</u>	<u>2020</u> <u>Amended</u>	<u>2020</u> <u>Estimated</u>	<u>2021</u> <u>Executive</u>
Municipal Court					
Municipal Court Judge	0.50	0.50	0.50	0.50	0.50
Municipal Court Clerk	1.00	1.00	1.00	1.00	1.00
Office Clerk	<u>1.00</u>	<u>1.00</u>	<u>1.00</u>	<u>1.00</u>	<u>1.00</u>
Total Municipal Court	2.50	2.50	2.50	2.50	2.50
No changes in 2021.					
Ambulance					
Firefighter/Paramedic	<u>4.00</u>	<u>4.00</u>	<u>4.00</u>	<u>4.00</u>	<u>4.00</u>
Total Ambulance	4.00	4.00	4.00	4.00	4.00
No changes in 2021.					
Cable Television					
TV Program Director	1.00	1.00	1.00	1.00	1.00
TV Production Technician	<u>0.50</u>	<u>0.25</u>	<u>0.25</u>	<u>0.25</u>	<u>0.25</u>
Total Cable Television	1.50	1.25	1.25	1.25	1.25
No changes in 2021.					
TOTAL SPECIAL REVENUE FUND	48.50	48.25	47.50	46.50	48.00
PROPRIETARY FUNDS					
Recycling Utility					
Maintenance Worker IV-Leadman Recycling	0.00	0.00	0.00	1.00	1.00
Maintenance Worker III-Recycling	<u>0.00</u>	<u>0.00</u>	<u>2.00</u>	<u>2.00</u>	<u>2.00</u>
Total Recycling Utility	0.00	0.00	2.00	3.00	3.00
Maintenance Worker IV-Leadman Recycling transferred from Streets and Sanitation 1.00 FTE.					
Transit Utility					
Director	0.70	0.70	0.70	0.70	0.70
Operator Supervisor	2.00	2.00	2.00	2.00	2.00
SET Supervisor	0.00	1.00	1.00	1.00	1.00
Lead Support - ADA Coordinator	2.00	1.00	0.00	0.00	0.00
Lead Dispatcher	1.00	1.00	0.00	0.00	0.00
Fill-In Dispatcher	1.00	1.00	0.00	0.00	0.00
Lead Mechanic	1.00	1.00	1.00	1.00	1.00
Mechanic	3.00	3.00	3.00	3.00	3.00
Administrative Coordinator	1.00	1.00	1.00	1.00	1.00
Transit Coordinator I	0.00	0.00	1.00	1.00	1.00
Transit Coordinator II	0.00	0.00	1.00	1.00	1.00
Transit Coordinator III	0.00	0.00	1.00	1.00	1.00
Fixed Route Operator	28.00	28.00	28.00	28.00	28.00
Paratransit Operator	12.00	12.00	12.00	12.00	12.00
Hostler	1.25	1.50	1.50	1.50	0.00
Maintenance Assistant	0.00	0.00	1.00	1.00	2.25
Cleaner	<u>1.25</u>	<u>1.25</u>	<u>0.00</u>	<u>0.00</u>	<u>0.00</u>
Total Transit Utility	54.20	54.45	54.20	54.20	53.95

**PERSONNEL SCHEDULE
AUTHORIZED PERMANENT POSITIONS 2018 - 2021**

	<u>2018 Actual</u>	<u>2019 Actual</u>	<u>2020 Amended</u>	<u>2020 Estimated</u>	<u>2021 Executive</u>
Parking Utility					
Director Parking and Transit	0.30	0.30	0.30	0.30	0.30
Lead Worker I	1.00	1.00	1.00	1.00	1.00
Maintenance Worker I	<u>1.00</u>	<u>1.00</u>	<u>1.00</u>	<u>1.00</u>	<u>1.00</u>
Total Parking Utility	2.30	2.30	2.30	2.30	2.30

No changes in 2021.

Water Utility					
Superintendent	1.00	1.00	1.00	1.00	1.00
Utility Accountant	1.00	1.00	1.00	1.00	1.00
Distribution Supervisor	1.00	1.00	1.00	1.00	1.00
Operations Supervisor	1.00	1.00	1.00	1.00	1.00
Customer Relations/Fiscal Supervisor	1.00	1.00	1.00	1.00	1.00
Utility Engineer	1.00	1.00	1.00	1.00	1.00
Engineer Technician	1.00	1.00	1.00	1.00	1.00
Lead Distribution Technician	0.00	1.00	1.00	1.00	1.00
Distribution Technician	6.00	5.00	6.00	6.00	6.00
Lead Operations Technician	1.00	1.00	1.00	1.00	1.00
Operator	5.00	5.00	5.00	5.00	5.00
Operations Technician	2.00	2.00	2.00	2.00	2.00
Utility Support Specialist	4.00	4.00	4.00	4.00	4.00
Lab Technician	1.00	1.00	1.00	1.00	1.00
Lead Service Technician	1.00	1.00	1.00	1.00	1.00
Service Technician	<u>3.00</u>	<u>3.00</u>	<u>3.00</u>	<u>3.00</u>	<u>3.00</u>
Total Water Utility	30.00	30.00	31.00	31.00	31.00

No changes in 2021.

Wastewater Utility					
Superintendent	1.00	1.00	1.00	1.00	1.00
Industrial Wastewater Supervisor	1.00	1.00	1.00	1.00	1.00
Environmental Engineer	1.00	1.00	1.00	0.00	0.00
Maintenance Supervisor	1.00	1.00	1.00	1.00	1.00
Process System/OPCO	1.00	1.00	1.00	1.00	1.00
Electromechanical Technician	1.00	1.00	1.00	1.00	1.00
Laboratory Technician	1.00	1.00	1.00	1.00	1.00
Plant Maintenance Mechanic	3.00	3.00	3.00	3.00	3.00
Operator III	1.00	2.00	2.00	2.00	2.00
Operator I	1.00	2.00	2.00	2.00	2.00
Administrative Assistant	<u>1.00</u>	<u>1.00</u>	<u>1.00</u>	<u>1.00</u>	<u>1.00</u>
Total Wastewater Utility	13.00	15.00	15.00	14.00	14.00

Environmental Engineer transferred to Wastewater Department 1.00 FTE.

TOTAL PROPRIETARY FUND	99.50	101.75	104.50	104.50	104.25
-------------------------------	--------------	---------------	---------------	---------------	---------------

INTERNAL SERVICE FUNDS

Information Technology					
IT Director	1.00	1.00	1.00	1.00	1.00
Systems Analyst	2.00	2.00	2.00	2.00	2.00
Network Administrator	1.00	1.00	2.00	1.00	1.00
PC Specialist	<u>1.00</u>	<u>1.00</u>	<u>1.00</u>	<u>1.00</u>	<u>1.00</u>
Total Information Technology	5.00	5.00	6.00	5.00	5.00

**PERSONNEL SCHEDULE
AUTHORIZED PERMANENT POSITIONS 2018 - 2021**

	<u>2018</u> <u>Actual</u>	<u>2019</u> <u>Actual</u>	<u>2020</u> <u>Amended</u>	<u>2020</u> <u>Estimated</u>	<u>2021</u> <u>Executive</u>
MOTOR VEHICLE FUND					
Motor Vehicle					
Equipment Service Supervisor	1.00	1.00	1.00	1.00	1.00
Master Certified Truck Mechanic	1.00	1.00	1.00	1.00	1.00
Certified Truck Mechanic	3.00	2.00	2.00	2.00	2.00
Truck Mechanic	1.00	1.00	1.00	1.00	1.00
Service Mechanic II	<u>0.00</u>	<u>1.00</u>	<u>1.00</u>	<u>1.00</u>	<u>1.00</u>
Total Motor Vehicle	6.00	6.00	6.00	6.00	6.00
No changes in 2021.					
TOTAL INTERNAL SERVICE FUNDS	11.00	11.00	12.00	11.00	11.00
TOTAL PROPRIETARY FUNDS	110.50	112.75	116.50	115.50	115.25
TOTAL CITY FUNDS	455.43	460.83	464.83	454.83	456.80