


*****ATTACHMENTS*****



R. O. No. - 16 - 17. By CITY CLERK. February 20, 2017.

Submitting various license applications.

City Clerk

SPECIAL "B" LICENSE

<u>No.</u>	<u>Name</u>	<u>Address</u>
3059	People to People	3822 Main Ave. - one-day event to be held 3/12/17 at the RCS, 1607 Geele Ave.

COMMERCIAL OPERATORS LICENSE (December 31, 2017)

<u>No.</u>	<u>Name</u>	<u>Address</u>
3242	Edgewood Premier LLC	326 Millersville Ave.
3241	Jaws Cutting Edge Lawn Care	W3416 Sunset Rd., Sheb. Falls
1816	JB Lawn Care	4425 Lake Shore Rd.

Consent

II

R. O. No. - 16 - 17. By CITY CLERK. February 20, 2017.

Submitting various license applications ALREADY ISSUED.

City Clerk

SPECIAL "B" LICENSE

No. Name

Address

3091 Etude

830 Virginia Ave. - one-day event to be
Held 2/17/17 at the Paradigm Café
located at 1202 N. 8th St.

Consent

II

R. O. No. - 15 - 16. By BOARD OF CONTRACTORS EXAMINERS.
February 1, 2017.

Attached hereto we are submitting application for Building Contractor License already GRANTED:

2703	David M. Pennebecker N7337 Highway 57 Plymouth, WI 53073-2906	Carpenter Contractor
2704	Joseph D. Delsman 13432 Rameker Road Reedsville, WI 54230-8134	Carpenter Contractor
2705	Jeffrey R. Nack 1905 Ohio Avenue Sheboygan, WI 53081-6662	Carpenter Contractor

Consent

Building Inspection

II

R. O. No. _____ - 16 - 17. By FINANCE DIRECTOR. February 20, 2017.

The Finance Committee reviewed and approved the attached 2017 Long Term Financial Plan.

Consent

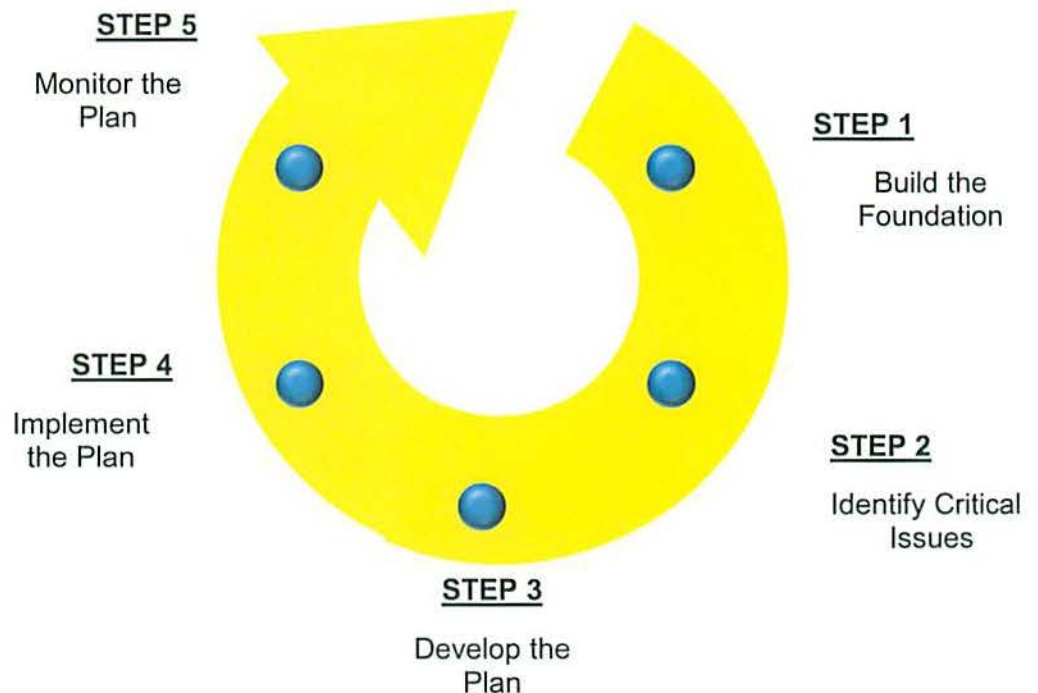
Finance Director

III

2017 Long Term Financial Plan

The LTFP is a financial strategic plan

The City of Sheboygan, at the Common Council direction, annually prepares a comprehensive Long Term Financial Plan (LTFP). The LTFP is intended to serve as a tool, providing Common Council and the public with the insight required to address issues impacting the city's financial condition. The Plan consists of the complete strategic plan.



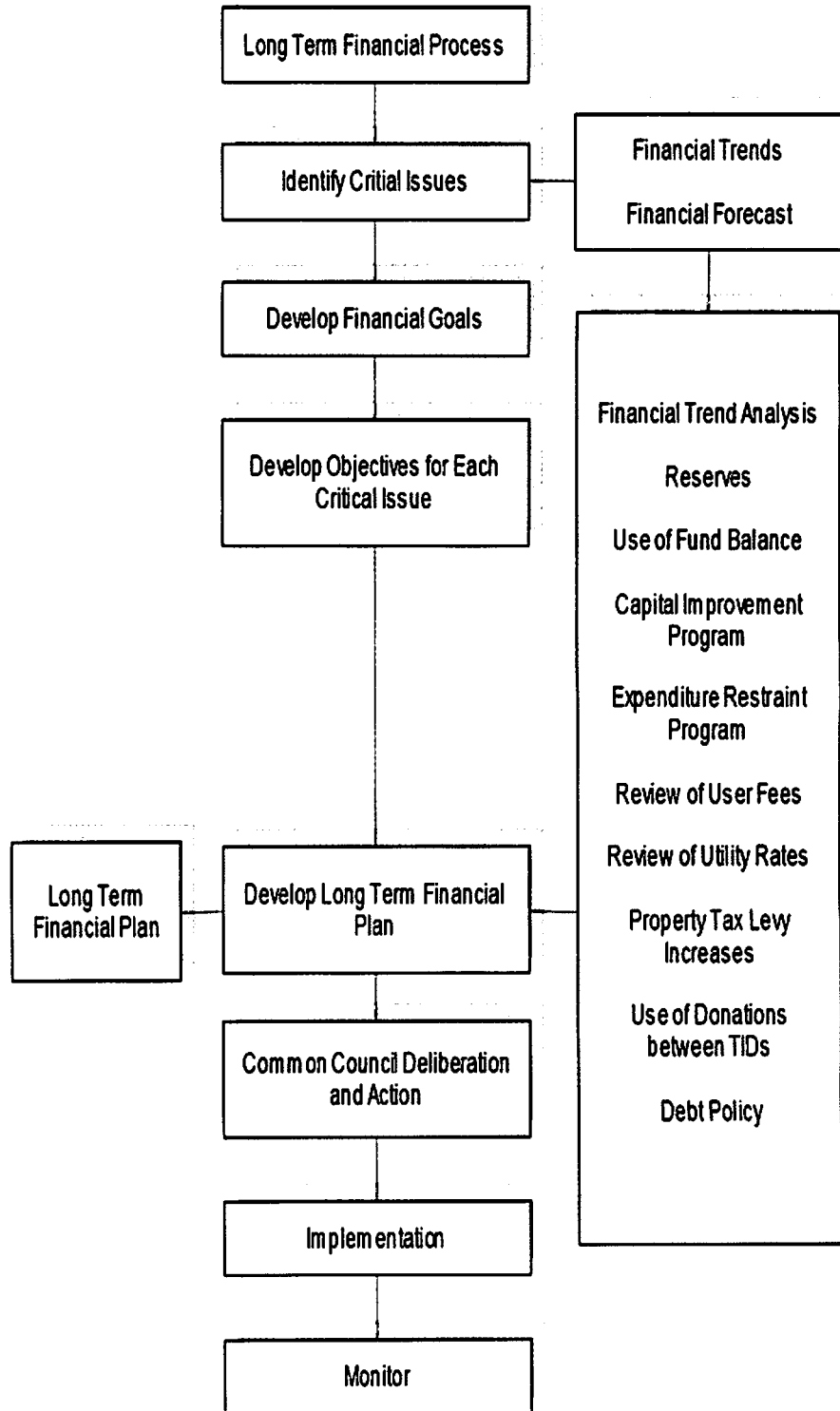
Long Term Financial Plan Process

The Long Term Financial Plan process

The city's LTFP begins by identifying several critical areas which have, or are expected to have, an impact on the financial condition of the city over the next five years. Once the critical issues are identified, specific goals and objectives are developed for each project designed to meet the overall goal of the project.

To provide a clear and concise Long Term Financial Plan, identifying the city's current and projected financial condition, and proposing specific alternatives to address identified problems.

The chart below graphically describes the process that went into developing the city's LTFP. This project was conducted largely by city management team.



The Management Team is responsible for keeping the projects on track and on schedule. The Team also identifies when their goals and objections are met. The key message expressed to the Management Team is that the LTFP has to be clear and concise while providing very specific and practical recommendations that addressed the issue at hand.

The LTFP is presented in detail to the Common Council each June. The Finance Committee will review the initial proposal in February, 2017. Following is the schedule that will be followed by the Common Council as they develop or update an action plan that the city will implement as a part of the upcoming budget process:

Schedule

June or July: LTFP provided to the Finance Committee.
July: Public input and Common Council adoption

The LTFP represents elements of the City's fiscal policy.

The LTFP for the City of Sheboygan represents the ongoing focus on financial strategic plans. Elements of the LTFP have been incorporated on an annual basis into the development, deliberation and approval of the Annual Program Budget. The plan is intended to be a well thought-out analysis of the issues that may affect the finances of the City of Sheboygan.

Trends & Forecast are the foundation of the LTFP

The LTFP uses financial trends and forecasts to identify future financial challenges and opportunities, and then identifies strategies to secure financial sustainability within these same challenges and opportunities. The trends and forecast must identify how, from a financial perspective, the city will provide a consistent level of public services and also addresses special issues of concern to the community.

Financial Sustainability

Financial sustainability extends beyond the ability to raise sufficient revenue to meet expenditures by ensuring that the level and types of service expected from the community can be delivered while assessing and managing associated risk at acceptable levels of sources of revenue.

The goal is to ensure financial sustainability through flexibility, efficiency, sufficiency, integration and credibility.

Flexibility: ability to effectively respond to changing circumstances. The capacity to be able to respond to

significant atypical conditions or events needs to be considered as part of this goal.

Efficiency: using public funds to provide the highest level of needed services possible within the funding available. There are two components of this goal: strive to use the least resources to provide a given level of service and to target resources at those services most valued by citizens and only providing services that provide sufficient value to justify the costs.

Funding sufficiency: having sufficient resources to support the delivery of services. This goal not only refers to the amount of funding but also to the consistency in funding level changes relative to changes in expenditures and the diversity of funding sources.

Integration: ensuring that the financial constraints under which the city operates are fully considered when engaged in policy-making and decision-making.

Credibility: achieving financial performance in a way that maintains public confidence in the city's ability to provide services and infrastructure at expected levels. Financial decisions should be consistent with the overall goal of financial sustainability. Services must be valuable to citizens and the benefits provided must be perceived that the services are in proportion to the taxes and fees paid.

Financial Strategies

Financial strategies have been identified to contribute to the five financial goals.

Ensure adequate funding: obtain adequate funding from multiple sources for requirements related to day-to-day operating commitments, capital equipment life cycle and infrastructure needs, as well as managing growth and development. This would encompass a balanced approach between understanding the timing and nature of operating expenditures to ensure they are matched with reliable and stable funding sources and capital funding related to infrastructure needs and maintaining capital assets. This strategy includes identifying costs and maintaining or increasing funding from existing and new revenue sources.

Achieving diverse sources of funding: identify actions related to alternative and innovative funding sources that will

help the city respond to the pressures of growth and redevelopment and reduce the reliance on property taxes. Property taxes, user fees and intergovernmental revenue are the traditional inelastic revenue sources used to meet expenditure requirements that are continually under upward pressure which can place stress on the city's financial position.

Managing expenditures: containing costs in order to limit pressure on revenue requirements, maintain market competitiveness and/or reserve capacity to maintain service levels. This can be accomplished by increasing efficiencies in service delivery, setting spending priorities to ensure the most important areas are funded, and positioning the city as an efficient provider of services and infrastructure.

Providing for contingencies: prepare the city to manage risk and to be resilient when dealing with unforeseen circumstances while limiting the impact on services. This can be accomplished by monitoring economic and operational factors and forecasts in order to be able to respond to changing circumstances and ensuring that the city has access to enough funds to meet unforeseen urgent needs and manage risk appropriately.

Using debt strategically: providing capital funding flexibility by allowing infrastructure to be built and used before sufficient revenue has accumulated to offset needed investment. This can be accomplished by managing the level of debt and strategically making essential assets available as well as examining a wider range of debt financing instruments.

Operating with foresight: taking into account the current and future impacts of decisions on services and infrastructure. This includes maintaining or extending existing practices regarding a long-term approach in decision making.

Maintaining sufficient cash flow: allowing the city to pay the costs of supplying services and infrastructure throughout the year to match expenditure requirements, including debt service.

Promoting and enabling integration of priorities and resources: identifying and encouraging awareness of the

financial implications of policy making and decision making on the city's financial position. This can be accomplished by linking needs and actions to resources, responsibilities and timeliness among stakeholders, promoting greater efficiency by reducing duplication of effort or working at cross purposes and managing growth and development.

***Input from Multi-Year
City Plans***

Common Council approved multi-year plan Capital Improvement Program is included in the Long Term Financial Plan as it will impact the finances of the City over the next five years.

From a fiscal perspective, the city's financial picture is positive. The General Fund's fund balance exceeds the city's policy of a minimum 25 percent of expenditures, largely due to significant expenditure savings experienced over the last few years.

Overall, the City is in excellent financial shape and should be able to accommodate the expenditure growth that is anticipated over the next ten years.

***State of Wisconsin
restrictions on local
governments***

External factors imposed by the State of Wisconsin have played a key role in shaping the city's financial picture. These factors include restrictions on property tax levy increases and restrictions on new or increases in existing user fees without corresponding reductions in property tax level.

Several city funds are tied directly to development and consequently, are expanding. The active Tax Incremental Districts all have a positive financial outlook, as the increment is sufficient to meet obligations, or serve to donate funds to other districts. The city also has capacity to develop additional tax incremental districts within the 12 percent capacity limit established by the WI Department of Revenue.

The LTFP provides a framework from which the Common Council and Staff can frame future financial decisions.

As outlined in the 2017 Adopted Program Budget the recommendations from the city's multi-year plans are included in the LTFP as they impact the finances of the city. All of the plans were utilized in LTFP analysis of the General Fund, tax levy and TID's. The fiscal related issues include:

- *Financial Trend Analysis* All operating position and debt indicators were favorable.
- *Reserves* - The General Fund target is maintaining a 25 percent uncommitted fund balance. The LTFP indicates that a 25 percent uncommitted fund balance is attainable through the ten year period.
- *Use of Fund Balance as a revenue source* – The city policy restricts the amount of undesignated fund balance for the General Fund that is applied to the budget for the ensuing year shall not reduce the undesignated fund balance below an amount equal to 25 percent of the ensuing year's General Fund expenditures.
- *Capital Improvement Program* – The Five Year Capital Improvement Program includes requests from all city departments for assets and infrastructure improvements, including tax increment districts. The Five Year Capital Improvement Program is funded from tax levy, debt issuance, contributions and federal, state and local grant funding.
- *Expenditure Restraint Program* – The analysis presumes the city will remain eligible for this State of Wisconsin program which rewards operating (funds affected by the tax levy) budgets who budget annually at or below inflation plus a percentage of net new construction. The LTFP projects expenditures based on projected inflation.
- *Review of User Fees* – The city's Management Team reviews existing fees for consideration of increases annually.
- *Review of Utility User Fee Rates* – Rates were increased for water in January, 2016, and sewer in January, 2017, by 5.7 and 4 percent respectively.
- *Property Tax Levy Increases* – The city's equalized tax rate in 2016 of \$9.521 is an increase of 0.66 percent over the previous year's rate of \$9.4584.
- *Use of Donations between TIDs* – The city has a number of well performing Tax Incremental District (TID) with capacity to donate to other underperforming TIDs. The 2017 Annual Program Budget includes a donation from TID 11 to TID 6.
- *Debt Policy* – This policy establishes parameters for issuing and managing debt. No more than 60 percent of the State of Wisconsin's limit of 5 percent of equalized value.

A financial projection of the General Fund, Debt Service Fund and tax levy requirements is included in the LTFP. An analysis of the TIDs is conducted annually.

An analysis of General Fund revenues and expenditures as well as the General Fund's fund balance is conducted annually. Based on actual and current budgeted revenues and expenditures as well as annual CPI changes, a five year forecast was developed.

**General Fund
Revenue Assumptions**

Revenue Assumptions:

- Property Tax Levy – Current State limits continue. Tax levy increases for all funds limited to net new construction (floor of zero percent), adjustments to debt service, and additional adjustments due to annexations, transfer of services to/from another municipality, adjustments due to increases of fees for tax levy supported services and amounts approved by referendum. The General Fund tax levy is projected to remain stable.
- Intergovernmental Revenue – Current State funding continued. Mostly stable continuation of transportation aids, expenditure restraint program, state shared revenue program and recycling grant. This revenue category is projected to remain stable.
- All Other Revenue – Includes Permits and Licenses, Fines and Forfeitures, Charges for Services, and Miscellaneous Income. Slight increase anticipated in construction-related permits due to construction activity of multi-family housing units. All other revenues in this classification anticipated to remain stable.
- Other Financing Sources – Conservatively estimated with slight change or no change.

**General Fund
Expenditures Assumptions**

Expenditure Assumptions

- Personnel Expenditures - Wages and benefits, including Wisconsin Retirement System (rates determined by the state) and health insurance (self insured by the City of Sheboygan). This expenditure classification included inflation of two percent in the 2017 Budget and 2016 Budget.
- Non-Personnel Expenditures – Contracted services, office supplies, utilities, gasoline, liability and property insurance, training and conferences and communication are the main expenses.

Based upon these assumptions the General Fund projects a stable fund balance. The 2017 Annual Program Budget projection is used as the basis for projecting 2018 – 2021.

Tax Levy Revenue

Tax Levy Revenue – Tax levy revenue is the largest revenue source for city services and projects.

Tax levy revenue is collected for the following funds:

- General – Largest tax levy portion is allocated to this fund which is the operating fund of the city.
- Library – Tax levy portion allocated to Mead Library Fund has remained stable for the past five years.
- Park, Forestry and Open Space – Tax levy funding in the 2017 Annual Program Budget is new for 2017.
- G.O. Debt Service – Tax levy portion allocated to G.O. Debt Service Fund has remained stable for the past five years.
- Capital Projects – Tax levy for capital projects has been utilized in the 2016 and 2017 Annual Program Budgets.
- Transit – Tax levy portion allocated to the Transit Utility Fund has remained stable for the past five years.

Tax levy funding, as indicated above, reflects actual requirements or approved amounts identified in the Five Year (2017 – 2021) Capital Improvement Program. The funds supported by tax levy will provide sufficient revenue to support the expenditures identified and retain sufficient fund balances.

Tax levy limits under current state law may change with future legislation. Changes to the law will require adjustments to future long-range forecasts as necessary. Future limitations could impact the ability of the city to deliver services.

Summary

The LTFP is designed to be a dynamic document that is modified based on current or new conditions. External factors play a key role in determining the financial picture of the city. The external factors include legislation approved by the State of Wisconsin, development and the economy. These factors may impact the financial picture positively or negatively.

The current financial situation reflect a strong financial position, prudent fiscal practices and solid reserves for the funds included on the LTFP.

VI

R. C. No. - 16 - 17. By PUBLIC WORKS. February 20, 2017.

Your Committee to whom was referred R. O. No. 220-16-17 by the Director of Public Works submitting a Traffic Signal Warrant Study for STH 28/Washington Avenue at S. 32nd Street Intersection, Sheboygan, WI; recommends that the document be placed on file.

Consent

_____ Committee

I HEREBY CERTIFY that the foregoing Committee Report was duly accepted and adopted by the Common Council of the City of Sheboygan, Wisconsin, on the _____ day of _____, 20____.

Dated _____ 20____. _____, City Clerk

Approved _____ 20____. _____, Mayor

IV

Other Matters

7.7

III

R. O. No. 220 - 16 - 17. By DIRECTOR OF PUBLIC WORKS. February 6, 2017.

Submitting a Traffic Signal Warrant Study for STH 28/Washington Avenue at S. 32nd Street Intersection, Sheboygan, Wisconsin.

~~Pub Works.~~
File

Director of Public Works

五

TRAFFIC SIGNAL WARRANT STUDY FOR:

**STH 28/Washington Avenue at S. 32nd Street
Intersection**
City of Sheboygan, Wisconsin

DATE SUBMITTED: November 16, 2016

PREPARED FOR:

City of Sheboygan
Municipal Service Building
2026 New Jersey Avenue
Sheboygan, WI 53081
Phone: (920) 459-3485
Contact Person: Ryan Sazama, PE, AIA

PREPARED BY:

TADI (Traffic Analysis & Design, Inc.)
N36 W7505 Buchanan Street
Cedarburg, WI 53012
Phone: (800) 605-3091
Contact Persons: Alicia Dougherty, PE
John A. Bieberitz, PE, PTOE

**Traffic Signal Warrant Study
Table of Contents**

EXECUTIVE SUMMARY3

CHAPTER I – ANALYSIS OF EXISTING CONDITIONS5

 PART A – PHYSICAL CHARACTERISTICS5

 PART B – TRAFFIC VOLUMES5

 PART C – CAPACITY LEVEL OF SERVICE5

 PART D – CRASH ANALYSIS6

CHAPTER II –IMPROVEMENT ANALYSIS.....7

 PART A – TRAFFIC SIGNAL WARRANT ANALYSIS7

 PART B – OPERATIONAL ANALYSIS WITH TRAFFIC SIGNALS9

CHAPTER III – RECOMMENDATIONS.....10

LIST OF EXHIBITS

- Exhibit 1Project Location Map**
- Exhibit 2Existing Transportation Detail**
- Exhibit 3Year 2016 Existing Traffic Volumes**
- Exhibit 4Existing Traffic Peak Hour Operating Conditions**
- Exhibit 5Crash History Diagram**
- Exhibit 6Crash History Statistics**
- Exhibit 7Existing Traffic Peak Hour Operating Conditions - With Traffic Signal**

LIST OF APPENDICES

Appendix A....Traffic Counts

Existing 2016 Traffic Counts

Appendix BPeak Hour Analysis Outputs – Existing Conditions

Year 2016 Existing Traffic Volumes

Two-way Stop Control and Traffic Signal Control

Appendix CTraffic Signal Control Warrants

Year 2016 Existing Traffic Volumes

Appendix D....Crash Modification Factors Clearinghouse

Accident Modification Factors for Traffic Engineering and ITS Improvements

EXECUTIVE SUMMARY

This report provides an evaluation of the urban intersection of STH 28/Washington Avenue and S. 32nd Street located in the City of Sheboygan, Sheboygan County, Wisconsin (shown on [Exhibit 1](#)). The T-intersection is currently under two-way stop sign control with a stop sign on S. 32nd Street and free-flow conditions on STH 28/Washington Avenue. The intersection is located approximately .2 miles east of the signalized intersection of STH 28/Washington Avenue and Greenwing Drive, and approximately .6 miles west of the signalized intersection of STH 28/Washington Avenue and S. Business Drive.

The Wisconsin Department of Transportation (WisDOT) recently reconstructed the intersection of STH 28/Washington Avenue and Taylor Drive approximately a ½-mile west of the study intersection. As part of the design and reconstruction, WisDOT placed temporary signals at the intersection of STH 28/Washington Avenue and S. 32nd Street. The City of Sheboygan has requested a traffic signal warrant analysis at this intersection to see if the criteria are met for permanent traffic signals.

This technical memorandum documents the procedures and findings of the peak hour traffic operational analysis and traffic signal warrant analysis for the intersection of Washington Avenue and S. 32nd Street. The analysis was completed for the existing year 2016 traffic volume conditions, approximately four weeks after the completion of the Taylor Drive intersection with Washington Avenue reconstruction project.

SAFETY ISSUES

The intersection crash rate was calculated to be 0.35 crashes per million entering vehicles (MEV). Eleven (11) crashes occurred at the STH 28/Washington Avenue intersection with S. 32nd Street over the five year period of January 1st of 2010 through December 31st of 2014, with an average of 2.2 crashes per year. The most crashes occurred in the year 2012 (4 crashes) and 2010 (3 crashes) with all other years having less than two crashes. All but three of the crashes involved property damage only, with two of the remaining reported as possible injury and one reported as non-incapacitating injury. Of the 11 crashes, 6 crashes (54.5-percent) occurred as a rear-end crash, 3 crashes (27.3-percent) occurred as a sideswipe crash, and 2 crashes (18.2-percent) were angle crashes. The closest thing to a pattern occurred as rear-end crashes occurring between eastbound vehicles (5 crashes). Three of the five rear-end crashes in the eastbound direction reported that the pavement was wet. A crash diagram is shown in [Exhibit 5](#) and crash statistics are included in [Exhibit 6](#).

TRAFFIC SIGNAL CONTROL

An evaluation of warrants 1-4 and warrant 7 for traffic signal installation indicated that signals are not warranted at this intersection under the year 2016 existing traffic volumes. For this intersection, the warrants are dependent on the minor street (S. 32nd Street) movements. Based on the warrant evaluation, none of the warrants are expected to be met. It is noted that only six of the required eight hours are met for warrant 1 and only two of the required four hours are met for warrant 2.

RECOMMENDATIONS

The capacity analysis indicated that the existing stop sign controlled intersection operates within acceptable parameters from a delay perspective during the weekday morning and evening peak hours. The existing two-way stop sign control currently provides LOS A for all eastbound and westbound movements and LOS D for all southbound movements during these peak periods. Therefore geometric improvements to the study area intersection are not recommended at the

time. Based on a traffic signal warrant analysis completed as part of this study, traffic signal control is not warranted under the existing traffic volumes at this intersection.

CHAPTER I – ANALYSIS OF EXISTING CONDITIONS

PART A – PHYSICAL CHARACTERISTICS

[Exhibit 2](#) shows the existing configuration of the study area intersection and adjacent roadways. More specifically, [Exhibit 2](#) graphically illustrates existing intersection geometrics, existing traffic control, posted speed limits, approximate distances between driveways, and the number of travel lanes and median types along roadways within the study area. The study area roadways are discussed below:

STH 28/Washington Avenue is a four-lane undivided east/west major arterial with a posted speed limit of 35 miles per hour (mph). According to WisDOT, the Year 2014 Average Annual Daily Traffic (AADT) volume along STH 28/Washington Avenue was approximately 17,300 vehicles per day (vpd) to the east of S. 32nd Street. A sidewalk exists along only the south side of STH 28/Washington Avenue and parking is not allowed on STH 28/Washington Avenue within the limits of the intersection.

S. 32nd Street is a two-lane undivided north/south urban roadway that makes up the stop sign controlled north leg of the STH 28/Washington Avenue T-intersection. S. 32nd Street accesses an industrial park on the north side of STH 28/Washington Avenue. The posted speed limit on S. 32nd Street is 25-mph. Parking is restricted along both sides of S. 32nd Street. There is currently no AADT data available along S. 32nd Street. Sidewalks do not currently exist along S. 32nd Street within the limits of the intersection.

PART B – TRAFFIC VOLUMES

Traffic Analysis & Design, Inc. collected weekday 13-hour turning movement counts from 6:00 a.m. to 7:00 p.m. in November of 2016. Based on these counts, the weekday morning and weekday evening peak hours were identified as being from 7:00 to 8:00 a.m. and 3:30 to 4:30 p.m., respectively. The year 2016 existing traffic volumes for the study area intersection are shown in [Exhibit 3](#). All traffic count data; including vehicle counts, pedestrian counts and truck percentages are included in [Appendix A](#) of this report.

PART C – CAPACITY LEVEL OF SERVICE

The study area intersections were analyzed based on the procedures set forth in the *2010 Highway Capacity Manual* (HCM) and all detailed results can be found in [Appendix B](#). Intersection operation is defined by “level of service”. Level of Service (LOS) is a quantitative measure that refers to the overall quality of flow at an intersection ranging from very good, represented by LOS ‘A’, to very poor, represented by LOS ‘F’. For the purpose of this study, LOS D was used to define acceptable peak hour operating conditions for the study area intersections. Descriptions of the various levels of service are as follows:

LOS A is the highest level of service that can be achieved. Under this condition, intersection approaches appear quite open, turning movements are easily made, and nearly all drivers find freedom of operation. At signalized and unsignalized intersections, average delays are less than 10 seconds.

LOS B represents stable operation. At signalized intersections, average vehicle delays are 10 to 20 seconds. At unsignalized intersections, average delays are 10 to 15 seconds.

LOS C still represents stable operation, but periodic backups of a few vehicles may develop behind turning vehicles. Most drivers begin to feel restricted, but not objectionably so. At signalized intersections, average vehicle delays are 20 to 35 seconds. At unsignalized intersections, average delays are 15 to 25 seconds.

LOS D represents increasing traffic restrictions as the intersection approaches instability. Delays to approaching vehicles may be substantial during short peaks within the peak period, but periodic clearance of long lines occurs, thus preventing excessive backups. At signalized intersections, average vehicle delays are 35 to 55 seconds. At unsignalized intersections, average delays are 25 to 35 seconds.

LOS E represents the capacity of the intersection. At signalized intersections, average vehicle delays are 55 to 80 seconds. At unsignalized intersections, average delays are 35 to 50 seconds.

LOS F represents jammed conditions where the intersection is over capacity and acceptable gaps for unsignalized intersections in the mainline traffic flow are minimal. At signalized intersections, average vehicle delays exceed 80 seconds. At unsignalized intersections, average delays exceed 50 seconds.

Year 2016 Existing Traffic Operating Conditions

[Exhibit 4](#) shows the year 2016 existing traffic peak hour operating conditions at the study area intersection. The existing intersection geometrics, shown in [Exhibit 2](#), were used in the analysis.

As shown in [Exhibit 4](#), all movements at the stop sign controlled study area intersection currently operate at LOS D or better conditions during the weekday morning and weekday evening peak periods.

PART D – CRASH ANALYSIS

Crash Frequency/Severity

A review of the crash records indicated that eleven (11) non-deer crashes occurred at the intersection of STH 28/Washington Avenue and S. 32nd Street over the past five years (January 1st of 2010 through December 31st of 2014).

The most crashes occurred in the year 2012 (4 crashes) and 2010 (3 crashes) with all other years having less than two crashes. All but three of the crashes involved property damage only, with two of the remaining reported as possible injury and one reported as non-incapacitating injury. Of the 11 crashes, 6 crashes (54.5-percent) occurred as a rear-end crash, 3 crashes (27.3-percent) occurred as a sideswipe crash, and 2 crashes (18.2-percent) were angle crashes. A crash diagram was prepared for this intersection and is shown in [Exhibit 5](#).

Crash Patterns Observed

Six of the eleven crashes were rear-end crashes on STH 28/Washington Avenue. In all cases it was reported that the driver of the vehicle who rear-ended the other vehicle was either following too close or was driving inattentively. The other crashes included a southbound driver's vision blocked by a westbound truck, an illegal eastbound U-turn on a highway, an eastbound vehicle attempting a left-turn from the outside through lane, an eastbound vehicle changing lanes without seeing other eastbound vehicles, and a westbound vehicle in the outside lane colliding with a truck attempting to make a wide right-turn.

The intersection crash rate was calculated to be 0.35 crashes per million entering vehicles (MEV). Crash statistics are included in [Exhibit 6](#).

CHAPTER II – IMPROVEMENT ANALYSIS

PART A – TRAFFIC SIGNAL WARRANT ANALYSIS

A traffic signal warrant analysis was conducted for the intersection of STH 28/Washington Avenue and S. 32nd Street with the year 2016 existing traffic volumes. Chapter 4C of the 2009 *Manual on Uniform Traffic Control Devices* (MUTCD) outlines the standards for determining the need for traffic signals at a particular location. For a traffic signal to be installed, at least one of the following warrants must be satisfied. The eight signal warrants are listed below:

- Warrant 1, Eight-Hour Vehicular Volume.
- Warrant 2, Four-Hour Vehicular Volume.
- Warrant 3, Peak Hour.
- Warrant 4, Pedestrian Hour.
- Warrant 5, School Crossing.
- Warrant 6, Coordinated Signal Systems.
- Warrant 7, Crash Experience.
- Warrant 8, Roadway Network.

Warrants 1, 2, 3, 4, and 7 and a left-turn conflict analysis have been evaluated for this location. The posted speed limit along STH 28/Washington Avenue is 35 mph. The MUTCD has different criteria based on urban speeds (less than or equal to 40 mph) and rural speeds (greater than 40 mph). Since the speed on STH 28/Washington Avenue is less than 40 mph, the 100-percent minimum vehicular volumes were used in this analysis. Warrants 1, 2, 3, 4, 7 and the left-turn conflict analysis are described below:

Warrant 1, Eight Hour Vehicular Volume states that a traffic signal may be considered if one of the following conditions exists for at least eight hours of an average day:

- A. *The vehicles per hour given on the major street meet or exceed 600 and the vehicles per hour on the minor street meet or exceed 150; or*
- B. *The vehicles per hour given on the major street meet or exceed 900 and the vehicles per hour on the minor street meet or exceed 75.*

Or if the following two conditions exist for eight hours of an average day:

- A. *The vehicles per hour on the major street and minor street meet or exceed 80% of the values stated in A (480 major, 120 minor); and*
- B. *The vehicles per hour on the major street and minor street meet or exceed 80% of the values stated in B (720 major, 60 minor)*

Warrant 2, Four Hour Volume is satisfied if during any four hours of an average day the major street and minor street volumes fall above the 100 percent four-hour curves shown on the graph in the Appendix of this report.

Warrant 3, Peak Hour Volume is satisfied if during any hour of an average day the major street and minor street volumes fall above the 100 percent peak hour curves shown on the graph in the Appendix of this report. Note that this signal warrant is applied by WisDOT only in unusual cases, such as office complexes, manufacturing plants, industrial complexes, or high-occupancy vehicle facilities that attract or discharge large numbers of vehicles over a short time.

Warrant 4, Pedestrian Volume states that a traffic signal may be considered at an intersection or midblock crossing if one of the following conditions exists for an average day:

- A. For each of any 4 hours of an average day, the plotted points representing the vehicles per hour on the major street and the corresponding pedestrians per hour crossing the major street (total of all crossings) all fall above the curve in the Appendix of this report; or
- B. For 1 hour (any four consecutive 15-minute periods) of an average day, the plotted point representing the vehicles per hour on the major street and the corresponding pedestrians per hour crossing the major street (total of all crossings) falls above the curve in the Appendix of this report.

Warrant 7, Crash Experience states that a traffic signal may be considered if one of the following conditions exists:

- A. Five (5) or more reported crashes in a 12-month period involving personal injury or property damage and susceptible to correction by traffic signal installation; and
- B. For at least eight hours of an average day, the vehicles per hour given on the major street meet or exceed 400 and the vehicles per hour on the minor street meet or exceed 120; or
- C. The vehicles per hour given on the major street meet or exceed 600 and the vehicles per hour on the minor street meet or exceed 60.

Left Turn Conflict Analysis is met if the product of the major street left turn volume and opposing through plus right-turn movements exceed 80,000 when the opposing lane configuration is one lane and 100,000 when the opposing lane configuration is two lanes.

The warrant analysis assumes the intersection to include two-lane approaches eastbound and westbound on STH 28/Washington Avenue (major street) and one-lane approach southbound on S. 32nd Street (minor street).

For approaches with only one lane for all traffic movements, 100 percent of the right turn volumes are typically included in the evaluation of traffic signal warrants. 50 percent of the right turn volumes were used for the westbound traffic movements consist of an exclusive through lane and shared through/right lane.

The traffic signal warrant study was conducted using the 13-hour turning movement counts collected at the S. 32nd Street intersection with STH 28/Washington Avenue in November of 2016, once the reconstruction of STH 28/Washington Avenue and Taylor Drive was completed for approximately four weeks. The traffic signal warrant analysis summary is shown in [Table 1](#).

Table 1
Summary of MUTCD Traffic Signal Warrant Evaluation

Existing Traffic Signal Control	MUTCD Traffic Signal Warrants Met?						Traffic Signal Warranted?
	1	2	3	4	7	LT Conflict	
2-Way Stop	NO	NO	NO	NO	NO	NO	NO

As shown in [Appendix C](#) of this report, Warrant 1, the Eight Hour Warrant, is expected to be met for 6 of the 13 hours evaluated and Warrant 2, the Four Hour Warrant, is expected to be met for 2 of the 4 hours evaluated. None of the other warrants are expected to be met; however the Eight Hour Warrant is the main warrant used by WisDOT to determine if traffic signals should be installed. It is noted that for Warrants 2 and 3, the volume of side street traffic is too low to warrant traffic signals. In addition, the volume of pedestrians present at the intersection is too low to meet the requirements for signal Warrant 4. Furthermore, the intersection has experienced an average of approximately two traffic crashes per year for the last five years, with a high of five crashes between December 2011 and December 2012. In order for the crash warrant to be met, five or more reported crashes in a 12-month period that are susceptible to correction by traffic signal installation need to be reported and other remedial measures to reduce crash frequency must be met. The five reported crashes from December 2011 to December 2012 occurred between vehicles moving in the same direction and two were rear-end crashes, all of which would not be correctable with the installation of a traffic signal. A study conducted by *The Crash Modification Factors Clearinghouse* shows that adding a traffic signal to an intersection results in a crash reduction factor of negative (-) 58 for rear-end crashes, which equates to an increase in rear-end crashes. [Appendix D](#) includes the information from this study. Since most of the crashes that occurred at the intersection were rear-end crashes and the 12-month crash threshold was not met, Warrant 7 is not met. In summary, traffic signals are not warranted or recommended for installation with the year 2016 existing traffic volumes.

PART B – OPERATIONAL ANALYSIS WITH TRAFFIC SIGNALS

[Exhibit 7](#) shows the year 2016 existing traffic peak hour operating conditions at the study area intersection under a signal controlled scenario. The existing intersection geometrics were also used in the analysis.

As shown in [Exhibit 7](#), all movements at the study area intersection operate at LOS B or better conditions during the weekday morning and weekday evening peak periods with the installation of a signal.

Even though there are operational improvements with the addition of a traffic signal, traffic signal control is not warranted under the existing traffic volumes at this intersection. Under the existing, stop-controlled configuration, the intersection operates within acceptable parameters (LOS D or better); therefore, no geometric improvements are recommended at the study intersection.

CHAPTER III – RECOMMENDATIONS

SUMMARY/RECOMMENDATIONS

The intersection of STH 28/Washington Avenue and S. 32nd Street was evaluated for traffic signal control to determine what changes, if any, should be recommended to improve the operations and safety of the intersection.

The capacity analysis indicated that the current stop sign controlled intersection operates acceptably from a delay perspective during the weekday morning and evening peak hours. The existing two-way stop sign control currently provides LOS A for all eastbound and westbound movements and LOS D for all southbound movements during these peak periods. Based on a traffic signal warrant analysis completed as part of this study, traffic signal control is not warranted under the existing traffic volumes at this intersection. There are no recommendations for geometric improvements at this time; however, the intersection should be monitored and traffic signal warrants reevaluated if delays increase or safety reduces.

Sheboygan, Wisconsin



LEGEND

- Study Area Intersection/Driveway

Copyright © and (P) 1988–2012 Microsoft Corporation and/or its suppliers. All rights reserved. <http://www.microsoft.com/streets/>
 Certain mapping and direction data © 2012 NAVTEQ. All rights reserved. The Data for areas of Canada includes information taken with permission from Canadian authorities, including: © Her Majesty the Queen in Right of Canada, © Queen's Printer for Ontario. NAVTEQ and NAVTEQ ON BOARD are trademarks of NAVTEQ. © 2012 Tele Atlas North America, Inc. All rights reserved. Tele Atlas and Tele Atlas North America are trademarks of Tele Atlas, Inc. © 2012 by Applied Geographic Solutions. All rights reserved. Portions © Copyright 2012 by Woodall Publications Corp. All rights reserved.







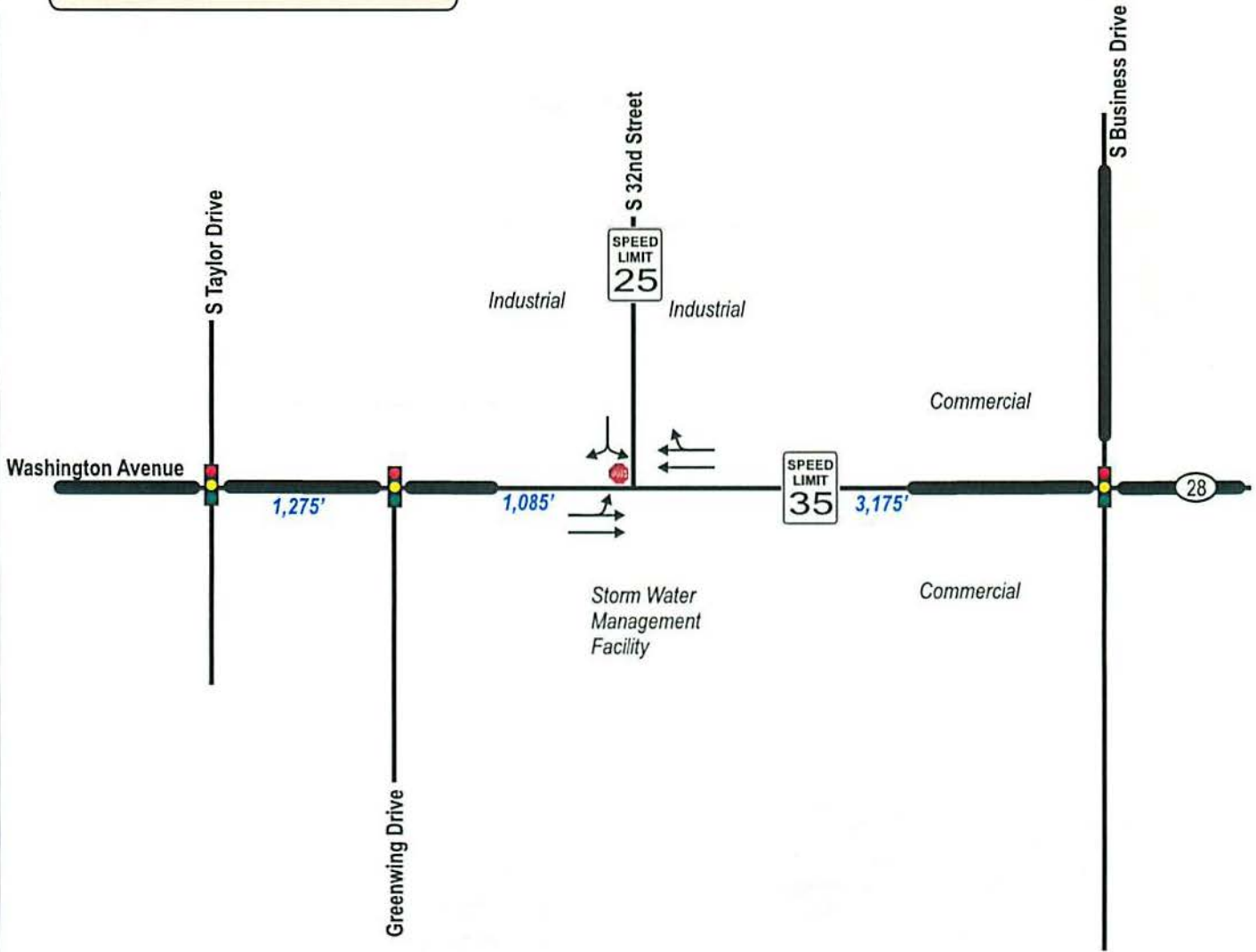


EXHIBIT 1
PROJECT OVERVIEW MAP
STH 28/WASHINGTON AVE & S 32nd STREET
SHEBOYGAN, WISCONSIN

LEGEND

-  Traffic Signal
-  Stop Sign
-  Existing Lane Configuration
-  XX' Distance Between Roadways (in Feet)
-  Divided Roadway Median



LEGEND

- XX AM Peak Hour (7:00 - 8:00AM)
- (XX) PM Peak Hour (3:30 - 4:30 PM)
- Negligible Traffic Volumes (Fewer than 3 vph)
- XXXX 2014 Average Annual Daily Traffic (AADT)

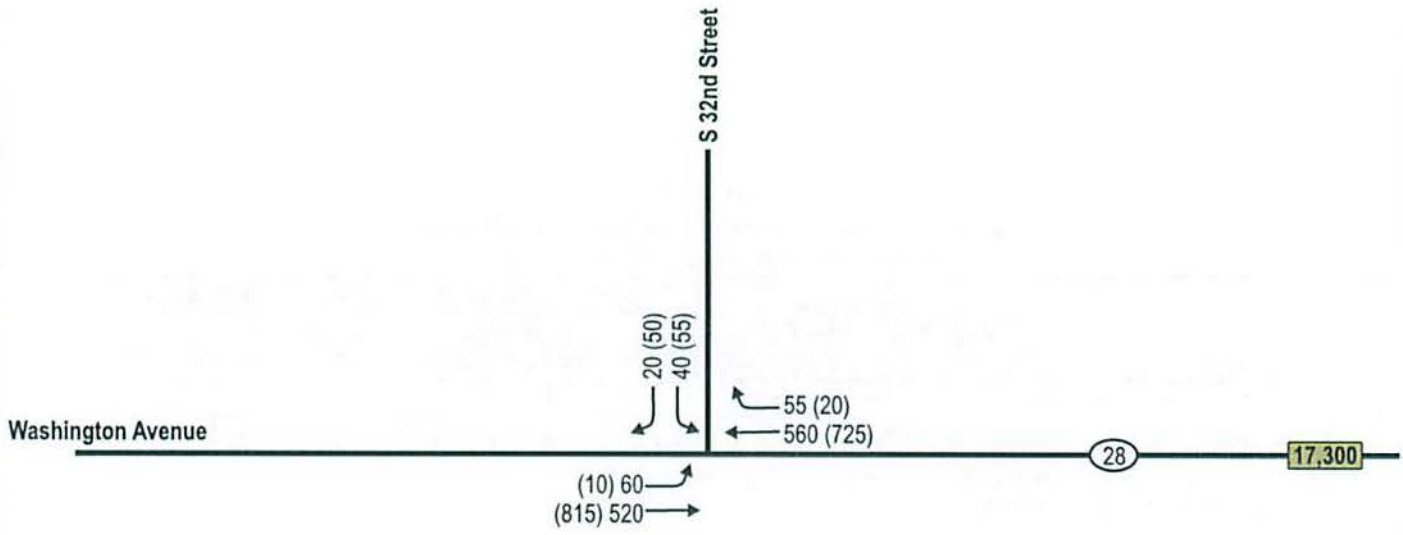


EXHIBIT 4
Existing Traffic Peak Hour Operating Conditions
Existing Geometrics and Traffic Control

Intersection	Traffic Control	Peak Hour	Level of Service per Movement by Approach									
			Eastbound			Westbound			Northbound			Southbound
			LT	TH	RT	LT	TH	RT	LT	TH	RT	LT/RT
STH 28/Washington Avenue & S. 32nd Street	Two-Way Stop	AM	A	A	-	-	*	*	-	-	-	D
		PM	A	A	-	-	*	*	-	-	-	D

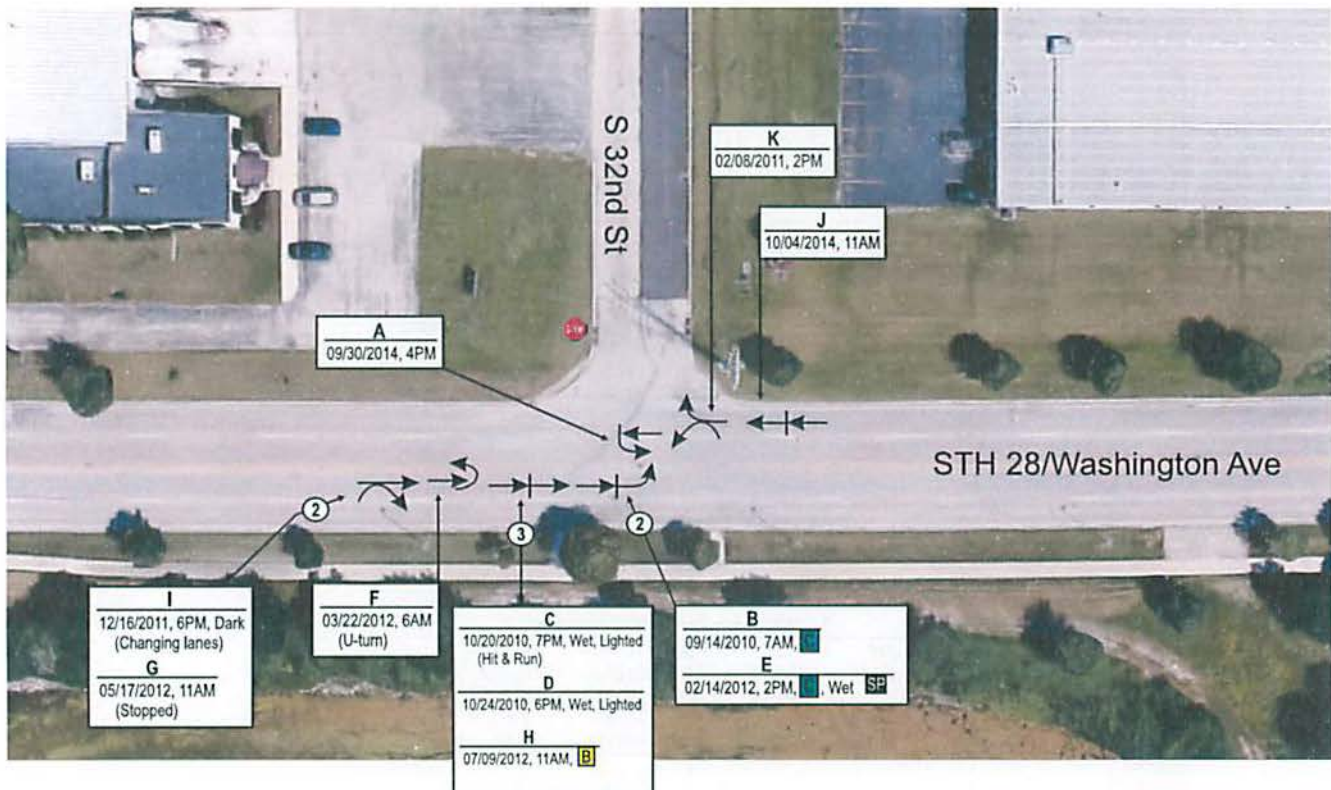
Notes: (-) indicates a movement that is not possible or is prohibited.
 (*) indicates a free movement.

CRASH FREQUENCY/SEVERITY

11 Crashes
 0 Fatal Crash (K)
 0 Incapacitating (Type A)
 1 Non-Incapacitating (Type B)
 2 Possible (Type C)
 8 Property Damage Only

INTERSECTION CRASH RATE

0.35 Crashes
 Per Million
 Entering Vehicles
 Entering Vehicles: 17,300/day



LEGEND

→ Moving Vehicle	🚦 Traffic Signal	↘ Angle (Right Angle)	↔ Head-On
↔ Backing Vehicle	🛑 Stop/Yield Sign	↙ Angle (Left Turn)	↔ Rear-End
🚶 Pedestrian	🌳 Tree	↘ Angle (Right Turn)	🌀 Out of Control
🚲 Bicyclist	📍 Utility Pole	↔ Sideswipe-Same	↔ Overtake
🚗 Parked Vehicle	📍 Fixed Object	↔ Sideswipe-Opposite	↻ Overturn
	📍 Non-Fixed Object		

= CRASH FREQUENCY (if > 1)

"REFERENCE"
 ALCOHOL/DRUG INVOLVEMENT AL/DG
 DATE OF CRASH, MILITARY TIME
 LIGHT, ROAD, WEATHER CONDITIONS
 SEVERITY - SEE SEVERITY DEFINITIONS
 SPEED RELATED ("SP" IF YES)
 (NOTES)

NOTE: DEER CRASHES NOT INCLUDED

CRASH SEVERITY DEFINITIONS

- 🔴 = Fatal Crash
- 🟠 = Incapacitating Injury Crash
- 🟡 = Non-Incapacitating Injury Crash
- 🟢 = Possible Injury Crash
- 🟣 = Property Damage Only Crash



EXHIBIT 5
CRASH HISTORY (2010-2014)
STH 28/WASHINGTON AVE & S 32nd STREET
SHEBOYGAN, WISCONSIN

GENERAL INFORMATION

INTERSECTION: STH 28-Washington Ave & S 32nd St	DURATION	
MUNICIPALITY: Sheboygan	CRASHES FROM: 1/1/2010	5 YEARS
COUNTY: Sheboygan	TO: 12/31/2014	0 MONTHS
STATE: WI		
TADI PROJECT ID: 2011	PREPARED BY: ACP	DATE: 11/14/2016

INTERSECTION CHARACTERISTICS

TRAFFIC CONTROL: MINOR STOP CONTROLLED	POSTED SPEED (MAJOR): 35
INTERSECTION AADT: Year (2014) 17,300	DEER CRASHES INCLUDED: NO
NUMBER OF LEGS: 3	AREA TYPE: URBAN

CRASH STATISTICS

CRASH FREQUENCY & SEVERITY

YEAR	PD	TYPE C	TYPE B	TYPE A	FATAL	TOTAL
2010	2	1	0	0	0	3
2011	2	0	0	0	0	2
2012	2	1	1	0	0	4
2013	0	0	0	0	0	0
2014	2	0	0	0	0	2

TOTAL	8	2	1	0	0	11
PERCENT	72.7%	18.2%	9.1%	0.0%	0.0%	100.0%
YEAR AVG.	1.6	0.4	0.2	0.0	0.0	2.2

CRASH RATES	per MEV
TOTAL	0.35
FATAL	0.00
INJURY	0.10
TYPE A	0.00
TYPE B	0.03
TYPE C	0.06

LIGHT CONDITIONS	PERCENT
DAY	8 72.7%
DARK	3 27.3%
TOTAL	11 100.0%

Note: Dawn, dusk, or street lighted conditions included in dark total.

VEHICLE TYPES	PERCENT
CAR	19 86.4%
TRUCK	2 9.1%
OTHER/UNK	1 4.5%
TOTAL	22 100.0%

Note: Statistics based on first and second vehicles in crashes.

DAY AND TIME

DAY OF WEEK	EARLY MORNING		AM PEAK	MIDDAY	PM PEAK	EVENING	LATE EVENING	UNKNOWN	TOTAL	
	2:00 AM TO 5:59 AM	6:00 AM TO 9:59 AM	10:00 AM TO 1:59 PM	2:00 PM TO 5:59 PM	6:00 PM TO 9:59 PM	1:59 AM TO 10:00 PM				
	5:59 AM	9:59 AM	1:59 PM	5:59 PM	9:59 PM	1:59 AM				
MONDAY	0	0	1	0	0	0	0	0	1	Weekday
TUESDAY	0	1	0	3	0	0	0	0	4	
WEDNESDAY	0	0	0	0	1	0	0	0	1	
THURSDAY	0	1	1	0	0	0	0	0	2	
FRIDAY	0	0	0	0	1	0	0	0	1	
SATURDAY	0	0	1	0	0	0	0	0	1	Weekend
SUNDAY	0	0	0	0	1	0	0	0	1	
TOTAL	0	2	3	3	3	0	0	0	11	

DRIVER AGES	PERCENT
<25	6 27.3%
25-34	4 18.2%
35-44	2 9.1%
45-54	6 27.3%
55-64	2 9.1%
65-74	0 0.0%
75-84	1 4.5%
85+	0 0.0%
UNKNOWN	1 4.5%
TOTAL	22 100.0%

Note: Statistics based on first and second vehicles in crashes.

VEHICLE DAMAGE	PERCENT
OTHER/UNK	1 4.5%
NONE	1 4.5%
VERY MINOR	1 4.5%
MINOR	7 31.8%
MODERATE	6 27.3%
SEVERE	4 18.2%
VERY SEVERE	2 9.1%
TOTAL	22 100.0%

Note: Statistics based on first and second vehicles in crashes.

VEHICLES INVOLVED	PERCENT
SINGLE VEHICLE	0.0%
TWO VEHICLES	81.8%
3 OR MORE VEHICLES	18.2%

ROAD CONDITIONS	PERCENT
DRY	8 72.7%
WET	3 27.3%
SNOW	0 0.0%
ICE	0 0.0%
MUD	0 0.0%
OTHER/UNK	0 0.0%
TOTAL	11 100.0%

CRASH TYPE	PERCENT
ANGLE	2 18.2%
REAR-END	6 54.5%
HEAD-ON	0 0.0%
SS-SAME	3 27.3%
SS-OPPOSITE	0 0.0%
PEDESTRIAN	0 0.0%
BICYCLE	0 0.0%
FIXED	0 0.0%
NOT FIXED	0 0.0%
DEER	0 0.0%
OVERTURN	0 0.0%
OTHR/UNKN	0 0.0%
TOTAL	11 100.0%

BY SEASON	PERCENT
SPRING	2 18.2%
SUMMER	1 9.1%
FALL	5 45.5%
WINTER	3 27.3%
TOTAL	11 100.0%

Note: Wint=Dec-Feb, Spr=Mar-May, Sum=June-Aug, Fall=Sept-Nov

PERCENT OF CRASHES	PERCENT
ALCOHOL RELATED	0.0%
SPEED RELATED	0.0%



EXHIBIT 6
CRASH STATISTICS (2010-2014)
STH 28/WASHINGTON AVE & S 32nd STREET
SHEBOYGAN, WISCONSIN

EXHIBIT 7

**Existing Traffic Peak Hour Operating Conditions
Existing Geometrics with Traffic Signal**

Intersection	Traffic Control	Peak Hour	Level of Service per Movement by Approach									
			Eastbound			Westbound			Northbound			Southbound
			LT	TH	RT	LT	TH	RT	LT	TH	RT	LT/RT
STH 28/Washington Avenue & S. 32nd Street	Signal	AM	A	A	-	-	*	*	-	-	-	B
		PM	A	A	-	-	*	*	-	-	-	B

Notes: (-) indicates a movement that is not possible or is prohibited.
(*) indicates a free movement.

Appendix A

Traffic Counts

Existing 2016 Traffic Counts

Intersection Traffic Volume Report

Count Basics		Version 2013.J4.1		Page 1 of 11	
Start Date:	Monday, November 07, 2016	Weekday	Schools in Session		
Total Number of Hours Counted:	13	Non-Holiday	No Special Events		

Base Information, Observed (13) Hour and Estimated (24) Hour Volume Summaries

Intersection of: 32nd Street and STH 28 - Washington Avenue

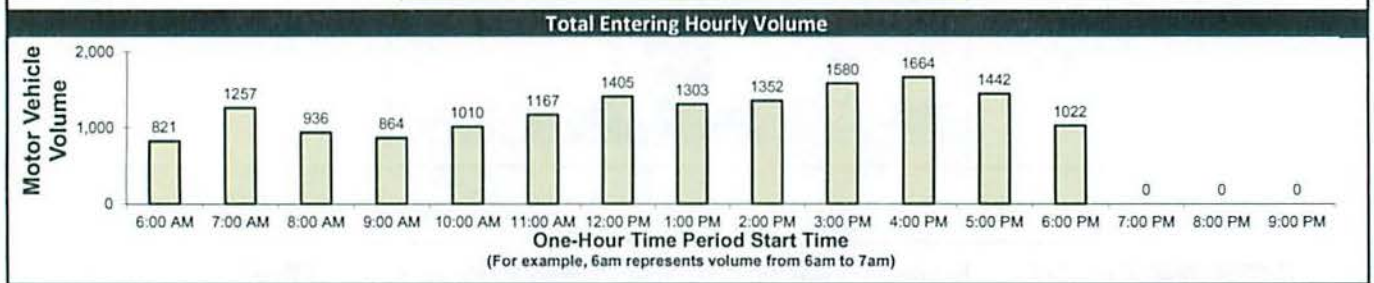
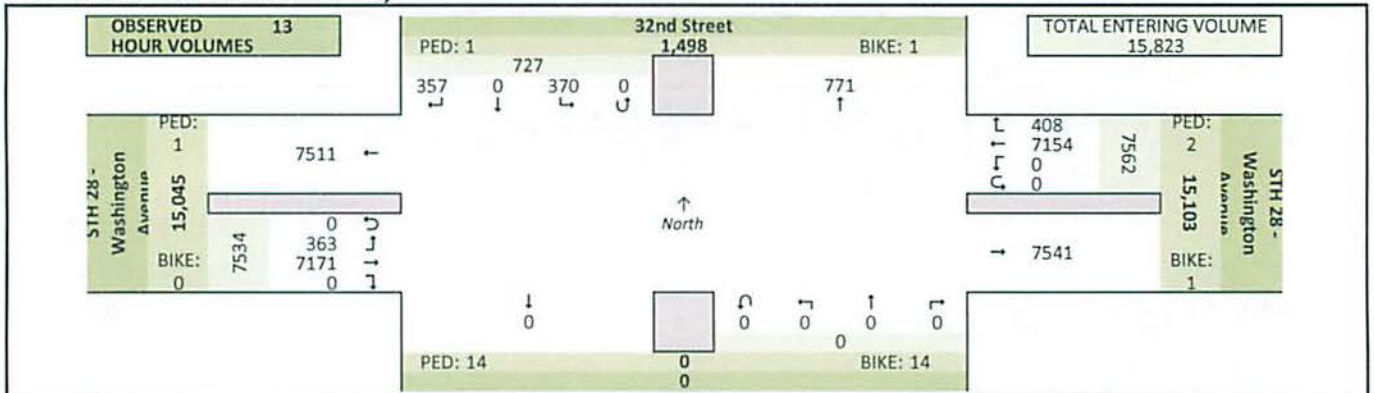
Site Information

Municipality	City of Sheboygan		
County	Sheboygan	WisDOT Region	SE
Traffic Control	Partial Stop Control		
Roadway Names	32nd Street	North Direction	↑
North Leg	32nd Street		
East Leg	STH 28 - Washington Avenue		
South Leg			
West Leg	STH 28 - Washington Avenue		
Special Considerations			
Schools	In Session		
Holidays	None		
Special Events	None		
Special Pedestrians Observed			
	Pre-school children	None	
	Elementary school age children	None	
	Visually impaired (white cane/helper dog)	None	
	Elderly/disabled (except wheelchairs)	None	
	Wheelchairs/electric scooters	None	
Other (describe)	None	None	

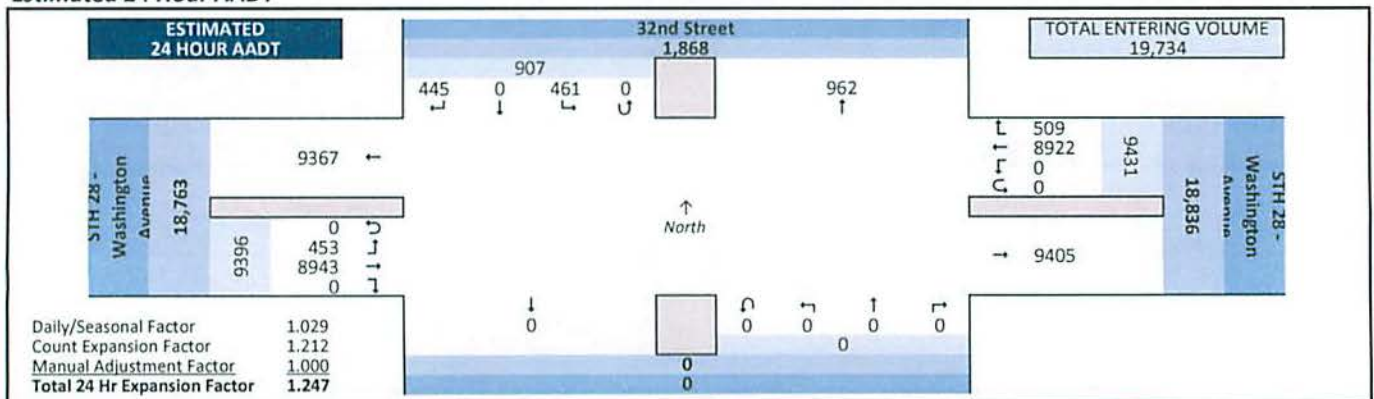
Count Information

Hrs Counted:	6:00 AM-7:00 PM		
1st Day of Count	Monday, November 07, 2016		Weather
AM Peak Period	Wednesday, November 09, 2016	Clear & Dry	
Midday Peak Period	Wednesday, November 09, 2016	Clear & Dry	
PM Peak Period	Monday, November 07, 2016	Clear & Dry	
Calculated Peak Hours			
	AM 7:00-8:00am	MD 12:00-1:00pm	PM 3:30-4:30pm
Peak Hours Selected for Analysis			
	AM 7:00-8:00am	MD 12:00-1:00pm	PM 3:30-4:30pm
Daily/Seasonal Adjustment Group	(2) Urban Arterials & Collectors		
Count Expansion Group	(2) Urban Arterials & Collectors		
Daily/Seasonal Adjustment Factor	1.029	Count Expansion Factor	1.212
Company Name	TADJ, Inc.	Manual Adj.	1.000
Observers	AM Peak Period	Lee Oestreich	
	Midday Peak Period	JK Bieberitz	
	PM Peak Period	JK Bieberitz	
Comments	Version 2011 J4.1 2015 DOT Factors		

Observed 13 Hour Volume Summary



Estimated 24 Hour AADT



Intersection Traffic Volume Report

Peak Hour Volume Summary

32nd Street and STH 28 - Washington Avenue



Peak Hour Volumes, Truck Percentages, and PHFs

Wednesday, November 09, 2016		From North					From East					From South					From West						
		32nd Street					STH 28 - Washington Avenue					0					STH 28 - Washington Avenue						
		Right	Thru	Left	U-Tn	Total	Right	Thru	Left	U-Tn	Total	Right	Thru	Left	U-Tn	Total	Right	Thru	Left	U-Tn	Total	Totals	
AM Peak Hour	AM Peak Hour	8	0	23	0	31	7	116	0	0	123	0	0	0	0	0	0	0	112	13	0	125	279
	Start Time																						
	7:00 AM	8	0	23	0	31	7	116	0	0	123	0	0	0	0	0	0	0	112	13	0	125	279
	7:15 AM	5	0	6	0	11	13	129	0	0	142	0	0	0	0	0	0	0	140	16	0	156	309
	7:30 AM	4	0	5	0	9	12	173	0	0	185	0	0	0	0	0	0	0	137	15	0	152	346
	7:45 AM	4	0	6	0	10	21	143	0	0	164	0	0	0	0	0	0	0	131	18	0	149	323
	Peak Hour Volume	21	0	40	0	61	53	561	0	0	614	0	0	0	0	0	0	0	520	62	0	582	1257
	Rounded Hourly Volume	20	0	40	0	60	55	560	0	0	615	0	0	0	0	0	0	0	520	60	0	580	1255
	% Single Unit Trucks	14.3	0.0	7.5	0.0	9.8	1.9	3.0	0.0	0.0	2.9	0.0	0.0	0.0	0.0	0.0	0.0	0.0	3.7	6.5	0.0	4.0	3.7
	% Heavy Trucks	4.8	0.0	2.5	0.0	3.3	0.0	1.1	0.0	0.0	1.0	0.0	0.0	0.0	0.0	0.0	0.0	0.0	1.7	0.0	0.0	1.5	1.4
% Trucks (Total)	19.0	0.0	10.0	0.0	13.1	1.9	4.1	0.0	0.0	3.9	0.0	0.0	0.0	0.0	0.0	0.0	0.0	5.4	6.5	0.0	5.5	5.1	
Peak Hour Factor (PHF)	0.66	0.00	0.43	0.00	0.49	0.63	0.81	0.00	0.00	0.83	0.00	0.00	0.00	0.00	0.00	0.00	0.00	0.93	0.86	0.00	0.93	0.91	

Wednesday, November 09, 2016		From North					From East					From South					From West						
		32nd Street					STH 28 - Washington Avenue					0					STH 28 - Washington Avenue						
		Right	Thru	Left	U-Tn	Total	Right	Thru	Left	U-Tn	Total	Right	Thru	Left	U-Tn	Total	Right	Thru	Left	U-Tn	Total	Totals	
Midday (MD) Peak Hour	MD Peak Hour	12	0	21	0	33	9	154	0	0	163	0	0	0	0	0	0	0	167	8	0	175	371
	Start Time																						
	12:00 PM	12	0	21	0	33	9	154	0	0	163	0	0	0	0	0	0	0	167	8	0	175	371
	12:15 PM	6	0	4	0	10	14	124	0	0	138	0	0	0	0	0	0	0	133	12	0	145	293
	12:30 PM	9	0	10	0	19	10	155	0	0	165	0	0	0	0	0	0	0	169	10	0	179	363
	12:45 PM	8	0	2	0	10	14	188	0	0	202	0	0	0	0	0	0	0	161	5	0	166	378
	Peak Hour Volume	35	0	37	0	72	47	621	0	0	668	0	0	0	0	0	0	0	630	35	0	665	1405
	Rounded Hourly Volume	35	0	35	0	70	45	620	0	0	665	0	0	0	0	0	0	0	630	35	0	665	1400
	% Single Unit Trucks	17.1	0.0	0.0	0.0	8.3	2.1	2.3	0.0	0.0	2.2	0.0	0.0	0.0	0.0	0.0	0.0	0.0	2.7	14.3	0.0	3.3	3.1
	% Heavy Trucks	5.7	0.0	5.4	0.0	5.6	0.0	1.3	0.0	0.0	1.2	0.0	0.0	0.0	0.0	0.0	0.0	0.0	1.3	2.9	0.0	1.4	1.5
% Trucks (Total)	22.9	0.0	5.4	0.0	13.9	2.1	3.5	0.0	0.0	3.4	0.0	0.0	0.0	0.0	0.0	0.0	0.0	4.0	17.1	0.0	4.7	4.6	
Peak Hour Factor (PHF)	0.73	0.00	0.44	0.00	0.55	0.84	0.83	0.00	0.00	0.83	0.00	0.00	0.00	0.00	0.00	0.00	0.00	0.93	0.73	0.00	0.93	0.93	

Monday, November 07, 2016		From North					From East					From South					From West						
		32nd Street					STH 28 - Washington Avenue					0					STH 28 - Washington Avenue						
		Right	Thru	Left	U-Tn	Total	Right	Thru	Left	U-Tn	Total	Right	Thru	Left	U-Tn	Total	Right	Thru	Left	U-Tn	Total	Totals	
PM Peak Hour	PM Peak Hour	15	0	17	0	32	5	187	0	0	192	0	0	0	0	0	0	0	203	2	0	205	429
	Start Time																						
	3:30 PM	15	0	17	0	32	5	187	0	0	192	0	0	0	0	0	0	0	203	2	0	205	429
	3:45 PM	8	0	11	0	19	5	162	0	0	167	0	0	0	0	0	0	0	197	3	0	200	386
	4:00 PM	20	0	15	0	35	3	190	0	0	193	0	0	0	0	0	0	0	220	5	0	225	453
	4:15 PM	8	0	10	0	18	6	185	0	0	191	0	0	0	0	0	0	0	193	2	0	195	404
	Peak Hour Volume	51	0	53	0	104	19	724	0	0	743	0	0	0	0	0	0	0	813	12	0	825	1672
	Rounded Hourly Volume	50	0	55	0	105	20	725	0	0	745	0	0	0	0	0	0	0	815	10	0	825	1675
	% Single Unit Trucks	0.0	0.0	1.9	0.0	1.0	0.0	2.5	0.0	0.0	2.4	0.0	0.0	0.0	0.0	0.0	0.0	0.0	0.7	58.3	0.0	1.6	1.9
	% Heavy Trucks	5.9	0.0	0.0	0.0	2.9	5.3	0.1	0.0	0.0	0.3	0.0	0.0	0.0	0.0	0.0	0.0	0.0	0.5	8.3	0.0	0.6	0.6
% Trucks (Total)	5.9	0.0	1.9	0.0	3.8	5.3	2.6	0.0	0.0	2.7	0.0	0.0	0.0	0.0	0.0	0.0	0.0	1.2	66.7	0.0	2.2	2.5	
Peak Hour Factor (PHF)	0.64	0.00	0.78	0.00	0.74	0.79	0.95	0.00	0.00	0.96	0.00	0.00	0.00	0.00	0.00	0.00	0.00	0.92	0.60	0.00	0.92	0.92	

Peak Hour Pedestrian and Bicyclist Volumes

Pedestrians and Bicyclists		Crossing North Approach			Crossing East Approach			Crossing South Approach			Crossing West Approach			Total Ped & Bike
		32nd Street			STH 28 - Washington Avenue			0			STH 28 - Washington Avenue			
		Pedestrian	Bicyclist	Total	Pedestrian	Bicyclist	Total	Pedestrian	Bicyclist	Total	Pedestrian	Bicyclist	Total	Volume
AM	15-Minute Start Time													
	7:00 AM	0	0	0	0	0	0	0	0	0	0	0	0	0
	7:15 AM	0	0	0	0	0	0	0	0	0	0	0	0	0
	7:30 AM	0	0	0	0	0	0	0	0	0	0	0	0	0
	7:45 AM	0	0	0	0	0	0	0	0	0	0	0	0	0
	Total	0	0	0	0	0	0	0	0	0	0	0	0	0
MD	12:00 PM	0	0	0	0	0	0	0	0	0	0	0	0	0
	12:15 PM	0	0	0	0	0	0	0	0	0	0	0	0	0
	12:30 PM	0	0	0	0	0	0	0	0	0	0	0	0	0
	12:45 PM	0	0	0	0	0	0	0	1	1	0	0	0	1
	Total	0	0	0	0	0	0	0	1	1	0	0	0	1
PM	3:30 PM	1	0	1	1	0	1	0	0	0	0	0	0	2
	3:45 PM	0	0	0	0	1	1	1	1	2	0	0	0	3
	4:00 PM	0	0	0	0	0	0	0	0	0	0	0	0	0
	4:15 PM	0	0	0	0	0	0	0	0	0	0	0	0	0
	Total	1	0	1	1	1	2	1	1	2	0	0	0	5

Intersection Traffic Volume Report

Hourly Volume Summary - Motor Vehicle Data

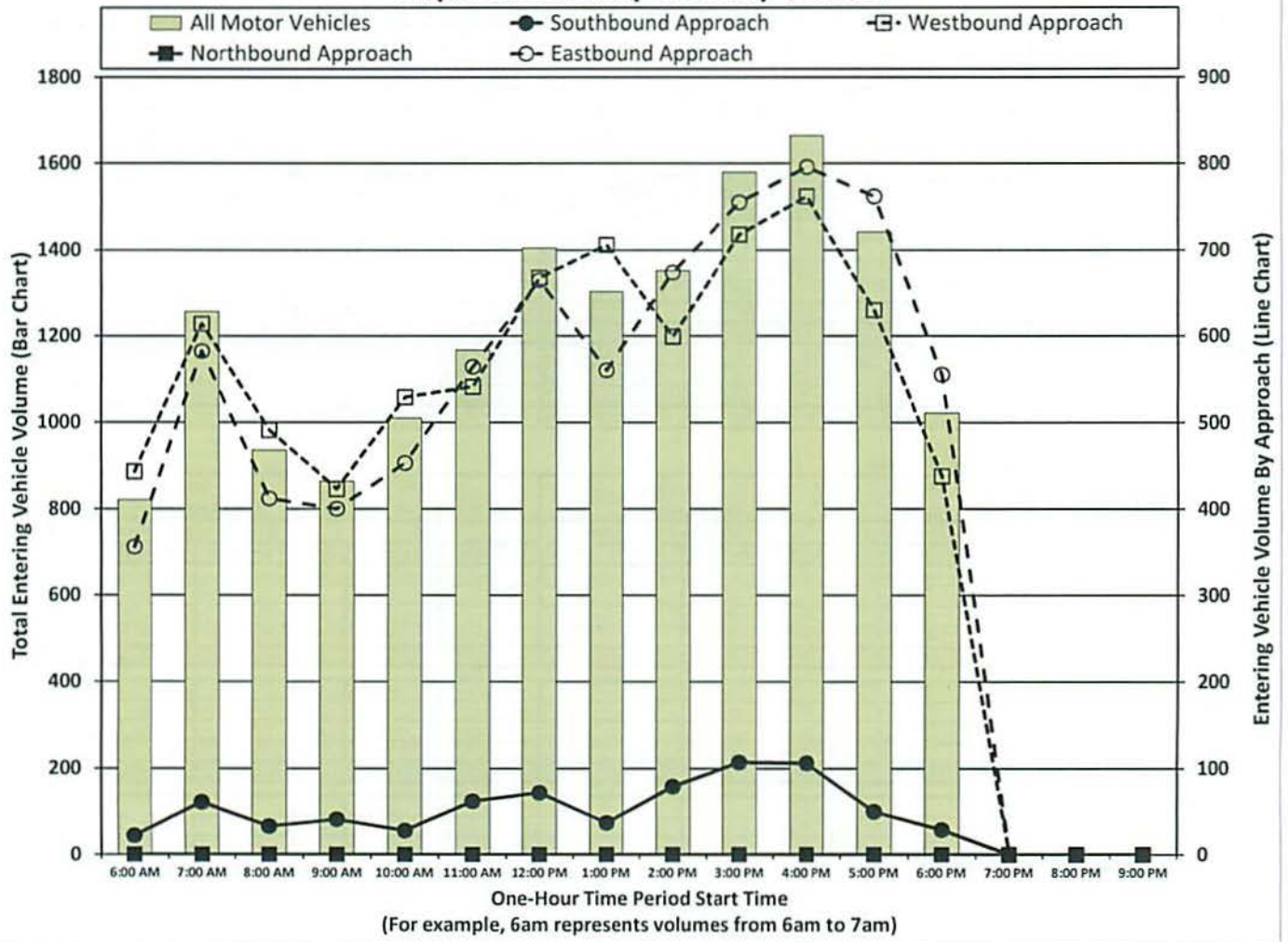
32nd Street and STH 28 - Washington Avenue



One-Hour Motor Vehicle Data

One-Hour Time Period Start Time	From North 32nd Street					From East STH 28 - Washington Avenue					From South 0					From West STH 28 - Washington Avenue					Total Vehicle Volume	Directional Volume Totals	
	Right	Thru	Left	U-Tn	Total	Right	Thru	Left	U-Tn	Total	Right	Thru	Left	U-Tn	Total	Right	Thru	Left	U-Tn	Total		E/W	N/S
	6:00 AM	14	0	8	0	22	59	384	0	0	443	0	0	0	0	0	0	281	75	0		356	821
7:00 AM	21	0	40	0	61	53	561	0	0	614	0	0	0	0	0	0	520	62	0	582	1257	1196	61
8:00 AM	18	0	15	0	33	36	455	0	0	491	0	0	0	0	0	0	378	34	0	412	936	903	33
9:00 AM	22	0	19	0	41	22	401	0	0	423	0	0	0	0	0	0	380	20	0	400	864	823	41
10:00 AM	12	0	16	0	28	22	507	0	0	529	0	0	0	0	0	0	441	12	0	453	1010	982	28
11:00 AM	29	0	33	0	62	21	520	0	0	541	0	0	0	0	0	0	541	23	0	564	1167	1105	62
12:00 PM	35	0	37	0	72	47	621	0	0	668	0	0	0	0	0	0	630	35	0	665	1405	1333	72
1:00 PM	15	0	22	0	37	46	660	0	0	706	0	0	0	0	0	0	537	23	0	560	1303	1266	37
2:00 PM	41	0	38	0	79	37	562	0	0	599	0	0	0	0	0	0	647	27	0	674	1352	1273	79
3:00 PM	46	0	61	0	107	15	703	0	0	718	0	0	0	0	0	0	745	10	0	755	1580	1473	107
4:00 PM	63	0	43	0	106	22	740	0	0	762	0	0	0	0	0	0	784	12	0	796	1664	1558	106
5:00 PM	27	0	23	0	50	15	615	0	0	630	0	0	0	0	0	0	746	16	0	762	1442	1392	50
6:00 PM	14	0	15	0	29	13	425	0	0	438	0	0	0	0	0	0	541	14	0	555	1022	993	29
7:00 PM	0	0	0	0	0	0	0	0	0	0	0	0	0	0	0	0	0	0	0	0	0	0	0
8:00 PM	0	0	0	0	0	0	0	0	0	0	0	0	0	0	0	0	0	0	0	0	0	0	0
9:00 PM	0	0	0	0	0	0	0	0	0	0	0	0	0	0	0	0	0	0	0	0	0	0	0
Totals	357	0	370	0	727	408	7154	0	0	7562	0	0	0	0	0	0	7171	363	0	7534	15823	15096	727

Graphical Summary of Hourly Volumes



Intersection Traffic Volume Report

15-Minute Motor Vehicle Data

32nd Street and STH 28 - Washington Avenue

Count Basics			Page 5 of 11	
Start Date:	Monday, November 07, 2016	Weekday	Schools in Session	
Total Number of Hours Counted:	13	Non-Holiday	No Special Events	



15-Minute Motor Vehicle Data

15-Minute Time Period Start Time	From North 32nd Street					From East STH 28 - Washington Avenue					From South 0					From West STH 28 - Washington Avenue					15-Min Totals	Hourly Sum	PHF	
	Right	Thru	Left	U-Tn	Total	Right	Thru	Left	U-Tn	Total	Right	Thru	Left	U-Tn	Total	Right	Thru	Left	U-Tn	Total				
	6:00 AM	2	0	2	0	4	7	94	0	0	101	0	0	0	0	0	0	37	8	0				0
6:15 AM	2	0	3	0	5	7	91	0	0	98	0	0	0	0	0	0	49	12	0	0	61	164	950	0.85
6:30 AM	6	0	2	0	8	24	95	0	0	119	0	0	0	0	0	0	87	31	0	0	118	245	1095	0.89
6:45 AM	4	0	1	0	5	21	104	0	0	125	0	0	0	0	0	0	108	24	0	0	132	262	1196	0.86
7:00 AM	8	0	23	0	31	7	116	0	0	123	0	0	0	0	0	0	112	13	0	0	125	279	1257	0.91
7:15 AM	5	0	6	0	11	13	129	0	0	142	0	0	0	0	0	0	140	16	0	0	156	309	1257	0.91
7:30 AM	4	0	5	0	9	12	173	0	0	185	0	0	0	0	0	0	137	15	0	0	152	346	1177	0.85
7:45 AM	4	0	6	0	10	21	143	0	0	164	0	0	0	0	0	0	131	18	0	0	149	323	1009	0.78
8:00 AM	6	0	4	0	10	10	144	0	0	154	0	0	0	0	0	0	102	13	0	0	115	279	936	0.84
8:15 AM	4	0	4	0	8	10	114	0	0	124	0	0	0	0	0	0	93	4	0	0	97	229	857	0.86
8:30 AM	2	0	1	0	3	8	83	0	0	91	0	0	0	0	0	0	74	10	0	0	84	178	856	0.86
8:45 AM	6	0	6	0	12	8	114	0	0	122	0	0	0	0	0	0	109	7	0	0	116	250	904	0.90
9:00 AM	1	0	4	0	5	5	99	0	0	104	0	0	0	0	0	0	86	5	0	0	91	200	864	0.95
9:15 AM	10	0	4	0	14	8	109	0	0	117	0	0	0	0	0	0	93	4	0	0	97	228	913	0.92
9:30 AM	5	0	5	0	10	5	99	0	0	104	0	0	0	0	0	0	103	9	0	0	112	226	900	0.90
9:45 AM	6	0	6	0	12	4	94	0	0	98	0	0	0	0	0	0	98	2	0	0	100	210	946	0.87
10:00 AM	4	0	3	0	7	3	135	0	0	138	0	0	0	0	0	0	100	4	0	0	104	249	1010	0.92
10:15 AM	3	0	2	0	5	7	111	0	0	118	0	0	0	0	0	0	90	2	0	0	92	215	1055	0.90
10:30 AM	2	0	6	0	8	4	126	0	0	130	0	0	0	0	0	0	131	3	0	0	134	272	1125	0.96
10:45 AM	3	0	5	0	8	8	135	0	0	143	0	0	0	0	0	0	120	3	0	0	123	274	1144	0.97
11:00 AM	5	0	9	0	14	2	129	0	0	131	0	0	0	0	0	0	143	6	0	0	149	294	1167	0.98
11:15 AM	3	0	3	0	6	4	133	0	0	137	0	0	0	0	0	0	138	4	0	0	142	285	1244	0.84
11:30 AM	11	0	9	0	20	6	122	0	0	128	0	0	0	0	0	0	135	8	0	0	143	291	1252	0.84
11:45 AM	10	0	12	0	22	9	136	0	0	145	0	0	0	0	0	0	125	5	0	0	130	297	1324	0.89
12:00 PM	12	0	21	0	33	9	154	0	0	163	0	0	0	0	0	0	167	8	0	0	175	371	1405	0.93
12:15 PM	6	0	4	0	10	14	124	0	0	138	0	0	0	0	0	0	133	12	0	0	145	293	1379	0.91
12:30 PM	9	0	10	0	19	10	155	0	0	165	0	0	0	0	0	0	169	10	0	0	179	363	1383	0.91
12:45 PM	8	0	2	0	10	14	188	0	0	202	0	0	0	0	0	0	161	5	0	0	166	378	1355	0.90
1:00 PM	4	0	6	0	10	13	171	0	0	184	0	0	0	0	0	0	140	11	0	0	151	345	1303	0.94
1:15 PM	3	0	5	0	8	7	148	0	0	155	0	0	0	0	0	0	128	6	0	0	134	297	1294	0.96
1:30 PM	5	0	4	0	9	9	173	0	0	182	0	0	0	0	0	0	139	5	0	0	144	335	1307	0.97
1:45 PM	3	0	7	0	10	17	168	0	0	185	0	0	0	0	0	0	130	1	0	0	131	326	1348	0.90
2:00 PM	16	0	16	0	32	10	150	0	0	160	0	0	0	0	0	0	140	4	0	0	144	336	1352	0.90
2:15 PM	7	0	9	0	16	14	141	0	0	155	0	0	0	0	0	0	129	10	0	0	139	310	1397	0.92
2:30 PM	14	0	5	0	19	10	155	0	0	165	0	0	0	0	0	0	184	8	0	0	192	376	1471	0.96
2:45 PM	4	0	8	0	12	3	116	0	0	119	0	0	0	0	0	0	194	5	0	0	199	330	1524	0.89
3:00 PM	20	0	17	0	37	2	159	0	0	161	0	0	0	0	0	0	179	4	0	0	183	381	1580	0.92
3:15 PM	3	0	16	0	19	3	195	0	0	198	0	0	0	0	0	0	166	1	0	0	167	384	1652	0.91
3:30 PM	15	0	17	0	32	5	187	0	0	192	0	0	0	0	0	0	203	2	0	0	205	429	1672	0.92
3:45 PM	8	0	11	0	19	5	162	0	0	167	0	0	0	0	0	0	197	3	0	0	200	386	1647	0.91
4:00 PM	20	0	15	0	35	3	190	0	0	193	0	0	0	0	0	0	220	5	0	0	225	453	1664	0.92
4:15 PM	8	0	10	0	18	6	185	0	0	191	0	0	0	0	0	0	193	2	0	0	195	404	1626	0.98
4:30 PM	22	0	11	0	33	6	182	0	0	188	0	0	0	0	0	0	179	4	0	0	183	404	1585	0.95
4:45 PM	13	0	7	0	20	7	183	0	0	190	0	0	0	0	0	0	192	1	0	0	193	403	1523	0.92
5:00 PM	12	0	12	0	24	2	165	0	0	167	0	0	0	0	0	0	217	7	0	0	224	415	1442	0.87
5:15 PM	5	0	4	0	9	2	152	0	0	154	0	0	0	0	0	0	198	2	0	0	200	363	1305	0.90
5:30 PM	5	0	5	0	10	6	149	0	0	155	0	0	0	0	0	0	173	4	0	0	177	342	1243	0.91
5:45 PM	5	0	2	0	7	5	149	0	0	154	0	0	0	0	0	0	158	3	0	0	161	322	1130	0.88
6:00 PM	3	0	3	0	6	2	118	0	0	120	0	0	0	0	0	0	152	0	0	0	152	278	1022	0.85
6:15 PM	1	0	4	0	5	3	122	0	0	125	0	0	0	0	0	0	164	7	0	0	171	301		
6:30 PM	7	0	6	0	13	7	99	0	0	106	0	0	0	0	0	0	107	3	0	0	110	229		
6:45 PM	3	0	2	0	5	1	86	0	0	87	0	0	0	0	0	0	118	4	0	0	122	214		
7:00 PM	0	0	0	0	0	0	0	0	0	0	0	0	0	0	0	0	0	0	0	0	0	0		
7:15 PM	0	0	0	0	0	0	0	0	0	0	0	0	0	0	0	0	0	0	0	0	0	0		
7:30 PM	0	0	0	0	0	0	0	0	0	0	0	0	0	0	0	0	0	0	0	0	0	0		
7:45 PM	0	0	0	0	0	0	0	0	0	0	0	0	0	0	0	0	0	0	0	0	0	0		
8:00 PM	0	0	0	0	0	0	0	0	0	0	0	0	0	0	0	0	0	0	0	0	0	0		
8:15 PM	0	0	0	0	0	0	0	0	0	0	0	0	0	0	0	0	0	0	0	0	0	0		
8:30 PM	0	0	0	0	0	0	0	0	0	0	0	0	0	0	0	0	0	0	0	0	0	0		
8:45 PM	0	0	0	0	0	0	0	0	0	0	0	0	0	0	0	0	0	0	0	0	0	0		
9:00 PM	0	0	0	0	0	0	0	0	0	0	0	0	0	0	0	0	0	0	0	0	0	0		
9:15 PM	0	0	0	0	0	0	0	0	0	0	0	0	0	0	0	0	0	0	0	0	0	0		
9:30 PM	0	0	0	0	0	0	0	0	0	0	0	0	0	0	0	0	0	0	0	0	0	0		
9:45 PM	0	0	0	0	0	0	0	0	0	0	0	0	0	0	0	0	0	0	0	0	0	0		
Totals	357	0	370	0	727	408	7154	0	0	7562	0	0	0	0	0	0	7171	363	0	0	7534	15823		

Peak Hour All Vehicle Volume Summary

Hourly Time Period Start Time	From North 32nd Street					From East STH 28 - Washington Avenue					From South 0					From West STH 28 - Washington Avenue					Total Hourly Volume	PHF
	Right	Thru	Left	U-Tn	Total	Right	Thru	Left	U-Tn	Total	Right											

Intersection Traffic Volume Report

15-Minute Automobile Data

32nd Street and STH 28 - Washington Avenue

Count Basics			Page 6 of 11
Start Date:	Monday, November 07, 2016	Weekday	Schools in Session
Total Number of Hours Counted:	13	Non-Holiday	No Special Events



15-Minute Automobile Data

15-Minute Time Period Start Time	From North					From East					From South					From West					15-Min Totals	Hourly Sum
	32nd Street					STH 28 - Washington Avenue					0					STH 28 - Washington Avenue						
	Right	Thru	Left	U-Tn	Total	Right	Thru	Left	U-Tn	Total	Right	Thru	Left	U-Tn	Total	Right	Thru	Left	U-Tn	Total		
6:00 AM	1	0	2	0	3	7	93	0	0	100	0	0	0	0	0	0	32	7	0	39	142	785
6:15 AM	2	0	3	0	5	7	90	0	0	97	0	0	0	0	0	0	42	11	0	53	155	905
6:30 AM	5	0	2	0	7	23	93	0	0	116	0	0	0	0	0	0	84	29	0	113	236	1043
6:45 AM	3	0	1	0	4	21	100	0	0	121	0	0	0	0	0	0	103	24	0	127	252	1139
7:00 AM	6	0	23	0	29	7	113	0	0	120	0	0	0	0	0	0	102	11	0	113	262	1193
7:15 AM	5	0	5	0	10	12	123	0	0	135	0	0	0	0	0	0	132	16	0	148	293	1193
7:30 AM	4	0	3	0	7	12	168	0	0	180	0	0	0	0	0	0	131	14	0	145	332	1114
7:45 AM	2	0	5	0	7	21	134	0	0	155	0	0	0	0	0	0	127	17	0	144	306	943
8:00 AM	5	0	4	0	9	8	136	0	0	144	0	0	0	0	0	0	97	12	0	109	262	864
8:15 AM	3	0	2	0	5	9	106	0	0	115	0	0	0	0	0	0	90	4	0	94	214	784
8:30 AM	1	0	1	0	2	7	75	0	0	82	0	0	0	0	0	0	70	7	0	77	161	775
8:45 AM	2	0	6	0	8	8	104	0	0	112	0	0	0	0	0	0	101	6	0	107	227	819
9:00 AM	1	0	4	0	5	5	92	0	0	97	0	0	0	0	0	0	79	1	0	80	182	784
9:15 AM	4	0	3	0	7	7	103	0	0	110	0	0	0	0	0	0	86	2	0	88	205	836
9:30 AM	2	0	4	0	6	5	91	0	0	96	0	0	0	0	0	0	97	6	0	103	205	834
9:45 AM	4	0	5	0	9	3	85	0	0	88	0	0	0	0	0	0	94	1	0	95	192	888
10:00 AM	3	0	3	0	6	3	126	0	0	129	0	0	0	0	0	0	96	3	0	99	234	954
10:15 AM	1	0	2	0	3	6	106	0	0	112	0	0	0	0	0	0	86	2	0	88	203	1001
10:30 AM	2	0	5	0	7	4	118	0	0	122	0	0	0	0	0	0	128	2	0	130	259	1068
10:45 AM	2	0	3	0	5	6	130	0	0	136	0	0	0	0	0	0	115	2	0	117	258	1083
11:00 AM	4	0	8	0	12	2	127	0	0	129	0	0	0	0	0	0	137	3	0	140	281	1111
11:15 AM	2	0	2	0	4	3	126	0	0	129	0	0	0	0	0	0	134	3	0	137	270	1186
11:30 AM	9	0	8	0	17	5	122	0	0	127	0	0	0	0	0	0	124	6	0	130	274	1197
11:45 AM	10	0	11	0	21	8	133	0	0	141	0	0	0	0	0	0	120	4	0	124	286	1268
12:00 PM	9	0	20	0	29	9	150	0	0	159	0	0	0	0	0	0	162	6	0	168	356	1341
12:15 PM	6	0	3	0	9	14	116	0	0	130	0	0	0	0	0	0	131	11	0	142	281	1315
12:30 PM	6	0	10	0	16	10	151	0	0	161	0	0	0	0	0	0	161	7	0	168	345	1316
12:45 PM	6	0	2	0	8	13	182	0	0	195	0	0	0	0	0	0	151	5	0	156	359	1289
1:00 PM	4	0	6	0	10	12	165	0	0	177	0	0	0	0	0	0	134	9	0	143	330	1238
1:15 PM	2	0	5	0	7	7	136	0	0	143	0	0	0	0	0	0	126	6	0	132	282	1231
1:30 PM	3	0	4	0	7	8	168	0	0	176	0	0	0	0	0	0	132	3	0	135	318	1250
1:45 PM	1	0	6	0	7	15	162	0	0	177	0	0	0	0	0	0	123	1	0	124	308	1295
2:00 PM	12	0	16	0	28	8	146	0	0	154	0	0	0	0	0	0	138	3	0	141	323	1302
2:15 PM	6	0	9	0	15	14	138	0	0	152	0	0	0	0	0	0	125	9	0	134	301	1349
2:30 PM	12	0	5	0	17	9	148	0	0	157	0	0	0	0	0	0	182	7	0	189	363	1425
2:45 PM	4	0	7	0	11	3	111	0	0	114	0	0	0	0	0	0	187	3	0	190	315	1478
3:00 PM	18	0	17	0	35	1	153	0	0	154	0	0	0	0	0	0	179	2	0	181	370	1542
3:15 PM	2	0	16	0	18	3	191	0	0	194	0	0	0	0	0	0	164	1	0	165	377	1612
3:30 PM	15	0	16	0	31	4	182	0	0	186	0	0	0	0	0	0	199	0	0	199	416	1630
3:45 PM	7	0	11	0	18	5	157	0	0	162	0	0	0	0	0	0	197	2	0	199	379	1605
4:00 PM	19	0	15	0	34	3	185	0	0	188	0	0	0	0	0	0	217	1	0	218	440	1622
4:15 PM	7	0	10	0	17	6	181	0	0	187	0	0	0	0	0	0	190	1	0	191	395	1589
4:30 PM	22	0	11	0	33	6	175	0	0	181	0	0	0	0	0	0	174	3	0	177	391	1550
4:45 PM	13	0	7	0	20	7	179	0	0	186	0	0	0	0	0	0	189	1	0	190	396	1493
5:00 PM	12	0	12	0	24	2	163	0	0	165	0	0	0	0	0	0	214	4	0	218	407	1415
5:15 PM	5	0	4	0	9	1	149	0	0	150	0	0	0	0	0	0	195	2	0	197	356	1285
5:30 PM	4	0	5	0	9	5	147	0	0	152	0	0	0	0	0	0	170	3	0	173	334	1223
5:45 PM	5	0	2	0	7	5	146	0	0	151	0	0	0	0	0	0	158	2	0	160	318	1113
6:00 PM	3	0	3	0	6	2	117	0	0	119	0	0	0	0	0	0	152	0	0	152	277	1006
6:15 PM	1	0	4	0	5	3	117	0	0	120	0	0	0	0	0	0	162	7	0	169	294	
6:30 PM	7	0	6	0	13	7	98	0	0	105	0	0	0	0	0	0	104	2	0	106	224	
6:45 PM	3	0	1	0	4	1	85	0	0	86	0	0	0	0	0	0	118	3	0	121	211	
7:00 PM	0	0	0	0	0	0	0	0	0	0	0	0	0	0	0	0	0	0	0	0	0	
7:15 PM	0	0	0	0	0	0	0	0	0	0	0	0	0	0	0	0	0	0	0	0	0	
7:30 PM	0	0	0	0	0	0	0	0	0	0	0	0	0	0	0	0	0	0	0	0	0	
7:45 PM	0	0	0	0	0	0	0	0	0	0	0	0	0	0	0	0	0	0	0	0	0	
8:00 PM	0	0	0	0	0	0	0	0	0	0	0	0	0	0	0	0	0	0	0	0	0	
8:15 PM	0	0	0	0	0	0	0	0	0	0	0	0	0	0	0	0	0	0	0	0	0	
8:30 PM	0	0	0	0	0	0	0	0	0	0	0	0	0	0	0	0	0	0	0	0	0	
8:45 PM	0	0	0	0	0	0	0	0	0	0	0	0	0	0	0	0	0	0	0	0	0	
9:00 PM	0	0	0	0	0	0	0	0	0	0	0	0	0	0	0	0	0	0	0	0	0	
9:15 PM	0	0	0	0	0	0	0	0	0	0	0	0	0	0	0	0	0	0	0	0	0	
9:30 PM	0	0	0	0	0	0	0	0	0	0	0	0	0	0	0	0	0	0	0	0	0	
9:45 PM	0	0	0	0	0	0	0	0	0	0	0	0	0	0	0	0	0	0	0	0	0	
Totals	297	0	348	0	645	382	6892	0	0	7274	0	0	0	0	0	0	6941	297	0	7238	15157	


Peak Hour Automobile Volume Summary

Hourly Time Period Start Time	From North				From East				From South				From West				Total Hourly Volume			
	Right	Thru	Left	U-Tn	Right	Thru	Left	U-Tn	Right	Thru	Left	U-Tn	Right	Thru	Left	U-Tn				
AM 7:00 AM	17	0	36	0	53	52	538	0	0	590	0	0	0	0	0	492	58	0	550	1193
MD 12:00 PM	27	0	35	0	62	46	599	0	0	645	0	0	0	0	0	605	29	0	634	1341
PM 3:30 PM	48	0	52	0	100	18	705	0	0	723	0	0	0	0	0	803	4	0	807	1630

Intersection Traffic Volume Report

15-Minute Single Unit (SU) Truck & Bus Data

32nd Street and STH 28 - Washington Avenue



15-Minute Single Unit (SU) Truck & Bus Data

15-Minute Time Period Start Time	From North 32nd Street					From East STH 28 - Washington Avenue					From South 0					From West STH 28 - Washington Avenue					15-Min Totals	Hourly Sum	
	Right	Thru	Left	U-Tn	Total	Right	Thru	Left	U-Tn	Total	Right	Thru	Left	U-Tn	Total	Right	Thru	Left	U-Tn	Total			
	6:00 AM	1	0	0	0	1	0	0	0	0	0	0	0	0	0	0	0	0	3	1			0
6:15 AM	0	0	0	0	0	0	0	1	0	0	1	0	0	0	0	0	0	4	1	0	5	6	33
6:30 AM	1	0	0	0	1	1	1	0	0	2	0	0	0	0	0	0	2	2	0	4	7	39	
6:45 AM	1	0	0	0	1	0	3	0	0	3	0	0	0	0	0	0	3	0	0	3	7	42	
7:00 AM	2	0	0	0	2	0	2	0	0	2	0	0	0	0	0	0	7	2	0	9	13	47	
7:15 AM	0	0	0	0	0	1	4	0	0	5	0	0	0	0	0	0	7	0	0	7	12	48	
7:30 AM	0	0	2	0	2	0	3	0	0	3	0	0	0	0	0	0	4	1	0	5	10	46	
7:45 AM	1	0	1	0	2	0	8	0	0	8	0	0	0	0	0	0	1	1	0	2	12	46	
8:00 AM	1	0	0	0	1	1	8	0	0	9	0	0	0	0	0	0	3	1	0	4	14	51	
8:15 AM	0	0	1	0	1	1	6	0	0	7	0	0	0	0	0	0	2	0	0	2	10	48	
8:30 AM	1	0	0	0	1	0	4	0	0	4	0	0	0	0	0	0	3	2	0	5	10	54	
8:45 AM	3	0	0	0	3	0	8	0	0	8	0	0	0	0	0	0	6	0	0	6	17	57	
9:00 AM	0	0	0	0	0	0	5	0	0	5	0	0	0	0	0	0	3	3	0	6	11	53	
9:15 AM	5	0	1	0	6	0	4	0	0	4	0	0	0	0	0	0	5	1	0	6	16	51	
9:30 AM	2	0	0	0	2	0	5	0	0	5	0	0	0	0	0	0	5	1	0	6	13	39	
9:45 AM	1	0	0	0	1	1	8	0	0	9	0	0	0	0	0	0	2	1	0	3	13	36	
10:00 AM	1	0	0	0	1	0	6	0	0	6	0	0	0	0	0	0	1	1	0	2	9	33	
10:15 AM	0	0	0	0	0	0	3	0	0	3	0	0	0	0	0	0	1	0	0	1	4	31	
10:30 AM	0	0	1	0	1	0	5	0	0	5	0	0	0	0	0	0	3	1	0	4	10	35	
10:45 AM	1	0	2	0	3	0	3	0	0	3	0	0	0	0	0	0	4	0	0	4	10	34	
11:00 AM	0	0	1	0	1	0	0	0	0	0	0	0	0	0	0	0	3	3	0	6	7	33	
11:15 AM	0	0	1	0	1	0	5	0	0	5	0	0	0	0	0	0	2	0	0	2	8	36	
11:30 AM	0	0	0	0	0	0	0	0	0	0	0	0	0	0	0	0	7	2	0	9	9	35	
11:45 AM	0	0	1	0	1	1	2	0	0	3	0	0	0	0	0	0	4	1	0	5	9	40	
12:00 PM	2	0	0	0	2	0	3	0	0	3	0	0	0	0	0	0	3	2	0	5	10	43	
12:15 PM	0	0	0	0	0	0	5	0	0	5	0	0	0	0	0	0	1	1	0	2	7	43	
12:30 PM	2	0	0	0	2	0	4	0	0	4	0	0	0	0	0	0	6	2	0	8	14	42	
12:45 PM	2	0	0	0	2	1	2	0	0	3	0	0	0	0	0	0	7	0	0	7	12	42	
1:00 PM	0	0	0	0	0	1	4	0	0	5	0	0	0	0	0	0	3	2	0	5	10	45	
1:15 PM	1	0	0	0	1	0	4	0	0	4	0	0	0	0	0	0	1	0	0	1	6	43	
1:30 PM	2	0	0	0	2	1	3	0	0	4	0	0	0	0	0	0	7	1	0	8	14	44	
1:45 PM	0	0	1	0	1	2	5	0	0	7	0	0	0	0	0	0	7	0	0	7	15	40	
2:00 PM	2	0	0	0	2	1	3	0	0	4	0	0	0	0	0	0	1	1	0	2	8	37	
2:15 PM	1	0	0	0	1	0	3	0	0	3	0	0	0	0	0	0	3	0	0	3	7	38	
2:30 PM	1	0	0	0	1	1	6	0	0	7	0	0	0	0	0	0	1	1	0	2	10	35	
2:45 PM	0	0	1	0	1	0	5	0	0	5	0	0	0	0	0	0	4	2	0	6	12	37	
3:00 PM	2	0	0	0	2	1	4	0	0	5	0	0	0	0	0	0	0	2	0	2	9	31	
3:15 PM	1	0	0	0	1	0	1	0	0	1	0	0	0	0	0	0	2	0	0	2	4	31	
3:30 PM	0	0	1	0	1	0	5	0	0	5	0	0	0	0	0	0	4	2	0	6	12	32	
3:45 PM	0	0	0	0	0	0	5	0	0	5	0	0	0	0	0	0	0	1	0	1	6	29	
4:00 PM	0	0	0	0	0	0	5	0	0	5	0	0	0	0	0	0	1	3	0	4	9	29	
4:15 PM	0	0	0	0	0	0	3	0	0	3	0	0	0	0	0	0	1	1	0	2	5	26	
4:30 PM	0	0	0	0	0	0	5	0	0	5	0	0	0	0	0	0	3	1	0	4	9	28	
4:45 PM	0	0	0	0	0	0	3	0	0	3	0	0	0	0	0	0	3	0	0	3	6	26	
5:00 PM	0	0	0	0	0	0	2	0	0	2	0	0	0	0	0	0	2	2	0	4	6	23	
5:15 PM	0	0	0	0	0	1	3	0	0	4	0	0	0	0	0	0	3	0	0	3	7	18	
5:30 PM	0	0	0	0	0	1	2	0	0	3	0	0	0	0	0	0	3	1	0	4	7	18	
5:45 PM	0	0	0	0	0	0	2	0	0	2	0	0	0	0	0	0	0	1	0	1	3	15	
6:00 PM	0	0	0	0	0	0	1	0	0	1	0	0	0	0	0	0	0	0	0	0	1	14	
6:15 PM	0	0	0	0	0	0	5	0	0	5	0	0	0	0	0	0	2	0	0	2	7		
6:30 PM	0	0	0	0	0	0	1	0	0	1	0	0	0	0	0	0	2	1	0	3	4		
6:45 PM	0	0	1	0	1	0	1	0	0	1	0	0	0	0	0	0	0	0	0	0	2		
7:00 PM	0	0	0	0	0	0	0	0	0	0	0	0	0	0	0	0	0	0	0	0	0		
7:15 PM	0	0	0	0	0	0	0	0	0	0	0	0	0	0	0	0	0	0	0	0	0		
7:30 PM	0	0	0	0	0	0	0	0	0	0	0	0	0	0	0	0	0	0	0	0	0		
7:45 PM	0	0	0	0	0	0	0	0	0	0	0	0	0	0	0	0	0	0	0	0	0		
8:00 PM	0	0	0	0	0	0	0	0	0	0	0	0	0	0	0	0	0	0	0	0	0		
8:15 PM	0	0	0	0	0	0	0	0	0	0	0	0	0	0	0	0	0	0	0	0	0		
8:30 PM	0	0	0	0	0	0	0	0	0	0	0	0	0	0	0	0	0	0	0	0	0		
8:45 PM	0	0	0	0	0	0	0	0	0	0	0	0	0	0	0	0	0	0	0	0	0		
9:00 PM	0	0	0	0	0	0	0	0	0	0	0	0	0	0	0	0	0	0	0	0	0		
9:15 PM	0	0	0	0	0	0	0	0	0	0	0	0	0	0	0	0	0	0	0	0	0		
9:30 PM	0	0	0	0	0	0	0	0	0	0	0	0	0	0	0	0	0	0	0	0	0		
9:45 PM	0	0	0	0	0	0	0	0	0	0	0	0	0	0	0	0	0	0	0	0	0		
Totals	37	0	15	0	52	16	189	0	0	205	0	0	0	0	0	0	155	52	0	207	464		

Peak Hour Single Unit (SU) Truck & Buses Volume Summary

Hourly Time Period Start Time	From North 32nd Street					From East STH 28 - Washington Avenue					From South 0					From West STH 28 - Washington Avenue					Total Hourly Volume
	Right	Thru	Left	U-Tn	Total	Right	Thru	Left	U-Tn	Total	Right	Thru	Left	U-Tn	Total	Right	Thru	Left	U-Tn	Total	
	AM 7:00 AM	3	0	3	0	6	1	17	0	0	18	0	0	0	0	0	0	19	4	0	
MD 12:00 PM	6	0	0	0	6	1	14	0	0	15	0	0	0	0	0	0	17	5	0	22	43
PM 3:30 PM	0	0	1	0	1	0	18	0	0	18	0	0	0	0	0	0	6	7	0	13	32

Intersection Traffic Volume Report

15-Minute Semi-Truck Data

32nd Street and STH 28 - Washington Avenue



15-Minute Semi-Truck Data

15-Minute Time Period Start Time	From North 32nd Street					From East STH 28 - Washington Avenue					From South 0					From West STH 28 - Washington Avenue					15-Min Totals	Hourly Sum	
	Right	Thru	Left	U-Tn	Total	Right	Thru	Left	U-Tn	Total	Right	Thru	Left	U-Tn	Total	Right	Thru	Left	U-Tn	Total			
	6:00 AM	0	0	0	0	0	0	0	1	0	0	1	0	0	0	0	0	0	2	0			0
6:15 AM	0	0	0	0	0	0	0	0	0	0	0	0	0	0	0	0	0	3	0	0	3	3	12
6:30 AM	0	0	0	0	0	0	0	1	0	0	1	0	0	0	0	0	0	1	0	0	1	2	13
6:45 AM	0	0	0	0	0	0	0	1	0	0	1	0	0	0	0	0	0	2	0	0	2	3	15
7:00 AM	0	0	0	0	0	0	0	1	0	0	1	0	0	0	0	0	0	3	0	0	3	4	17
7:15 AM	0	0	1	0	1	0	0	2	0	0	2	0	0	0	0	0	0	1	0	0	1	4	16
7:30 AM	0	0	0	0	0	0	0	2	0	0	2	0	0	0	0	0	0	2	0	0	2	4	17
7:45 AM	1	0	0	0	1	0	1	0	0	1	0	0	0	0	0	0	0	3	0	0	3	5	20
8:00 AM	0	0	0	0	0	1	0	0	0	1	0	0	0	0	0	0	0	2	0	0	2	3	21
8:15 AM	1	0	1	0	2	0	2	0	0	2	0	0	0	0	0	0	0	1	0	0	1	5	25
8:30 AM	0	0	0	0	0	1	4	0	0	5	0	0	0	0	0	0	0	1	1	0	2	7	27
8:45 AM	1	0	0	0	1	0	2	0	0	2	0	0	0	0	0	0	0	2	1	0	3	6	28
9:00 AM	0	0	0	0	0	0	2	0	0	2	0	0	0	0	0	0	0	4	1	0	5	7	27
9:15 AM	1	0	0	0	1	1	2	0	0	3	0	0	0	0	0	0	0	2	1	0	3	7	26
9:30 AM	1	0	1	0	2	0	3	0	0	3	0	0	0	0	0	0	0	1	2	0	3	8	27
9:45 AM	1	0	1	0	2	0	1	0	0	1	0	0	0	0	0	0	0	2	0	0	2	5	22
10:00 AM	0	0	0	0	0	0	3	0	0	3	0	0	0	0	0	0	0	3	0	0	3	6	23
10:15 AM	2	0	0	0	2	1	2	0	0	3	0	0	0	0	0	0	0	3	0	0	3	8	23
10:30 AM	0	0	0	0	0	0	3	0	0	3	0	0	0	0	0	0	0	0	0	0	0	3	22
10:45 AM	0	0	0	0	0	0	2	0	0	2	0	0	0	0	0	0	0	1	1	0	2	6	27
11:00 AM	1	0	0	0	1	0	2	0	0	2	0	0	0	0	0	0	0	3	0	0	3	6	23
11:15 AM	1	0	0	0	1	1	2	0	0	3	0	0	0	0	0	0	0	2	1	0	3	7	22
11:30 AM	2	0	1	0	3	1	0	0	0	1	0	0	0	0	0	0	0	4	0	0	4	8	20
11:45 AM	0	0	0	0	0	0	1	0	0	1	0	0	0	0	0	0	0	1	0	0	1	2	16
12:00 PM	1	0	1	0	2	0	1	0	0	1	0	0	0	0	0	0	0	2	0	0	2	5	21
12:15 PM	0	0	1	0	1	0	3	0	0	3	0	0	0	0	0	0	0	1	0	0	1	5	21
12:30 PM	1	0	0	0	1	0	0	0	0	0	0	0	0	0	0	0	0	2	1	0	3	4	25
12:45 PM	0	0	0	0	0	0	4	0	0	4	0	0	0	0	0	0	0	3	0	0	3	7	24
1:00 PM	0	0	0	0	0	0	2	0	0	2	0	0	0	0	0	0	0	3	0	0	3	5	20
1:15 PM	0	0	0	0	0	0	8	0	0	8	0	0	0	0	0	0	0	1	0	0	1	9	20
1:30 PM	0	0	0	0	0	0	2	0	0	2	0	0	0	0	0	0	0	0	1	0	1	3	13
1:45 PM	2	0	0	0	2	0	1	0	0	1	0	0	0	0	0	0	0	0	0	0	0	3	13
2:00 PM	2	0	0	0	2	1	1	0	0	2	0	0	0	0	0	0	0	1	0	0	1	5	13
2:15 PM	0	0	0	0	0	0	0	0	0	0	0	0	0	0	0	0	0	1	1	0	2	2	10
2:30 PM	1	0	0	0	1	0	1	0	0	1	0	0	0	0	0	0	0	1	0	0	1	3	11
2:45 PM	0	0	0	0	0	0	0	0	0	0	0	0	0	0	0	0	0	3	0	0	3	3	9
3:00 PM	0	0	0	0	0	0	2	0	0	2	0	0	0	0	0	0	0	0	0	0	0	2	7
3:15 PM	0	0	0	0	0	0	3	0	0	3	0	0	0	0	0	0	0	0	0	0	0	3	9
3:30 PM	0	0	0	0	0	1	0	0	0	1	0	0	0	0	0	0	0	0	0	0	0	1	10
3:45 PM	1	0	0	0	1	0	0	0	0	0	0	0	0	0	0	0	0	0	0	0	0	1	13
4:00 PM	1	0	0	0	1	0	0	0	0	0	0	0	0	0	0	0	0	2	1	0	3	4	13
4:15 PM	1	0	0	0	1	0	1	0	0	1	0	0	0	0	0	0	0	2	0	0	2	4	11
4:30 PM	0	0	0	0	0	0	2	0	0	2	0	0	0	0	0	0	0	2	0	0	2	4	7
4:45 PM	0	0	0	0	0	0	1	0	0	1	0	0	0	0	0	0	0	0	0	0	0	1	4
5:00 PM	0	0	0	0	0	0	0	0	0	0	0	0	0	0	0	0	0	1	1	0	2	4	
5:15 PM	0	0	0	0	0	0	0	0	0	0	0	0	0	0	0	0	0	0	0	0	0	0	2
5:30 PM	1	0	0	0	1	0	0	0	0	0	0	0	0	0	0	0	0	0	0	0	0	1	2
5:45 PM	0	0	0	0	0	0	1	0	0	1	0	0	0	0	0	0	0	0	0	0	0	1	2
6:00 PM	0	0	0	0	0	0	0	0	0	0	0	0	0	0	0	0	0	0	0	0	0	0	2
6:15 PM	0	0	0	0	0	0	0	0	0	0	0	0	0	0	0	0	0	0	0	0	0	0	0
6:30 PM	0	0	0	0	0	0	0	0	0	0	0	0	0	0	0	0	0	1	0	0	1	1	
6:45 PM	0	0	0	0	0	0	0	0	0	0	0	0	0	0	0	0	0	0	1	0	1	1	
7:00 PM	0	0	0	0	0	0	0	0	0	0	0	0	0	0	0	0	0	0	0	0	0	0	
7:15 PM	0	0	0	0	0	0	0	0	0	0	0	0	0	0	0	0	0	0	0	0	0	0	
7:30 PM	0	0	0	0	0	0	0	0	0	0	0	0	0	0	0	0	0	0	0	0	0	0	
7:45 PM	0	0	0	0	0	0	0	0	0	0	0	0	0	0	0	0	0	0	0	0	0	0	
8:00 PM	0	0	0	0	0	0	0	0	0	0	0	0	0	0	0	0	0	0	0	0	0	0	
8:15 PM	0	0	0	0	0	0	0	0	0	0	0	0	0	0	0	0	0	0	0	0	0	0	
8:30 PM	0	0	0	0	0	0	0	0	0	0	0	0	0	0	0	0	0	0	0	0	0	0	
8:45 PM	0	0	0	0	0	0	0	0	0	0	0	0	0	0	0	0	0	0	0	0	0	0	
9:00 PM	0	0	0	0	0	0	0	0	0	0	0	0	0	0	0	0	0	0	0	0	0	0	
9:15 PM	0	0	0	0	0	0	0	0	0	0	0	0	0	0	0	0	0	0	0	0	0	0	
9:30 PM	0	0	0	0	0	0	0	0	0	0	0	0	0	0	0	0	0	0	0	0	0	0	
9:45 PM	0	0	0	0	0	0	0	0	0	0	0	0	0	0	0	0	0	0	0	0	0	0	
Totals	23	0	7	0	30	10	73	0	0	83	0	0	0	0	0	0	0	75	14	0	89	202	

Peak Hour Semi-Truck Volume Summary

Hourly Time Period Start Time	From North 32nd Street					From East STH 28 - Washington Avenue					From South 0					From West STH 28 - Washington Avenue					Total Hourly Volume	
	Right	Thru	Left	U-Tn	Total	Right	Thru	Left	U-Tn	Total	Right	Thru	Left	U-Tn	Total	Right	Thru	Left	U-Tn	Total		
	AM 7:00 AM	2	0	1	0	3	1	5	0	0	6	0	0	0	0	0	0	0	8	0		0
MD 12:00 PM	1	0	1	0	2	0	9	0	0	9	0	0	0	0	0	0	0	9	1	0	10	21
PM 3:30 PM	3	0	0	0	3	0	3	0	0	3	0	0	0	0	0	0	0	6	1	0	7	13

Intersection Traffic Volume Report

15-Minute Heavy Vehicle Data

32nd Street and STH 28 - Washington Avenue

Count Basics		Page 9 of 11	
Start Date:	Monday, November 07, 2016	Weekday	Schools In Session
Total Number of Hours Counted:	13	Non-Holiday	No Special Events



15-Minute Heavy Vehicle Data

15-Minute Time Period Start Time	From North 32nd Street					From East STH 28 - Washington Avenue					From South 0					From West STH 28 - Washington Avenue					15-Min Totals	Hourly Sum
	Right	Thru	Left	U-Tn	Total	Right	Thru	Left	U-Tn	Total	Right	Thru	Left	U-Tn	Total	Right	Thru	Left	U-Tn	Total		
	6:00 AM	1	0	0	0	1	0	1	0	0	1	0	0	0	0	0	0	0	5	1		
6:15 AM	0	0	0	0	0	0	1	0	0	1	0	0	0	0	0	0	0	7	1	0	8	9
6:30 AM	1	0	0	0	1	1	2	0	0	3	0	0	0	0	0	0	3	2	0	5	9	
6:45 AM	1	0	0	0	1	0	4	0	0	4	0	0	0	0	0	0	5	0	0	5	10	
7:00 AM	2	0	0	0	2	0	3	0	0	3	0	0	0	0	0	0	10	2	0	12	17	
7:15 AM	0	0	1	0	1	1	6	0	0	7	0	0	0	0	0	0	8	0	0	8	16	
7:30 AM	0	0	2	0	2	0	5	0	0	5	0	0	0	0	0	0	6	1	0	7	14	
7:45 AM	2	0	1	0	3	0	9	0	0	9	0	0	0	0	0	0	4	1	0	5	17	
8:00 AM	1	0	0	0	1	2	8	0	0	10	0	0	0	0	0	0	5	1	0	6	17	
8:15 AM	1	0	2	0	3	1	8	0	0	9	0	0	0	0	0	0	3	0	0	3	15	
8:30 AM	1	0	0	0	1	1	8	0	0	9	0	0	0	0	0	0	4	3	0	7	17	
8:45 AM	4	0	0	0	4	0	10	0	0	10	0	0	0	0	0	0	8	1	0	9	23	
9:00 AM	0	0	0	0	0	0	7	0	0	7	0	0	0	0	0	0	7	4	0	11	18	
9:15 AM	6	0	1	0	7	1	6	0	0	7	0	0	0	0	0	0	7	2	0	9	23	
9:30 AM	3	0	1	0	4	0	8	0	0	8	0	0	0	0	0	0	6	3	0	9	21	
9:45 AM	2	0	1	0	3	1	9	0	0	10	0	0	0	0	0	0	4	1	0	5	18	
10:00 AM	1	0	0	0	1	0	9	0	0	9	0	0	0	0	0	0	4	1	0	5	15	
10:15 AM	2	0	0	0	2	1	5	0	0	6	0	0	0	0	0	0	4	0	0	4	12	
10:30 AM	0	0	1	0	1	0	8	0	0	8	0	0	0	0	0	0	3	1	0	4	13	
10:45 AM	1	0	2	0	3	2	5	0	0	7	0	0	0	0	0	0	5	1	0	6	16	
11:00 AM	1	0	1	0	2	0	2	0	0	2	0	0	0	0	0	0	6	3	0	9	13	
11:15 AM	1	0	1	0	2	1	7	0	0	8	0	0	0	0	0	0	4	1	0	5	15	
11:30 AM	2	0	1	0	3	1	0	0	0	1	0	0	0	0	0	0	11	2	0	13	17	
11:45 AM	0	0	1	0	1	1	3	0	0	4	0	0	0	0	0	0	5	1	0	6	11	
12:00 PM	3	0	1	0	4	0	4	0	0	4	0	0	0	0	0	0	5	2	0	7	15	
12:15 PM	0	0	1	0	1	0	8	0	0	8	0	0	0	0	0	0	2	1	0	3	12	
12:30 PM	3	0	0	0	3	0	4	0	0	4	0	0	0	0	0	0	8	3	0	11	18	
12:45 PM	2	0	0	0	2	1	6	0	0	7	0	0	0	0	0	0	10	0	0	10	19	
1:00 PM	0	0	0	0	0	1	6	0	0	7	0	0	0	0	0	0	6	2	0	8	15	
1:15 PM	1	0	0	0	1	0	12	0	0	12	0	0	0	0	0	0	2	0	0	2	15	
1:30 PM	2	0	0	0	2	1	5	0	0	6	0	0	0	0	0	0	7	2	0	9	17	
1:45 PM	2	0	1	0	3	2	6	0	0	8	0	0	0	0	0	0	7	0	0	7	18	
2:00 PM	4	0	0	0	4	2	4	0	0	6	0	0	0	0	0	0	2	1	0	3	13	
2:15 PM	1	0	0	0	1	0	3	0	0	3	0	0	0	0	0	0	4	1	0	5	9	
2:30 PM	2	0	0	0	2	1	7	0	0	8	0	0	0	0	0	0	2	1	0	3	13	
2:45 PM	0	0	1	0	1	0	5	0	0	5	0	0	0	0	0	0	7	2	0	9	15	
3:00 PM	2	0	0	0	2	1	6	0	0	7	0	0	0	0	0	0	0	2	0	2	11	
3:15 PM	1	0	0	0	1	0	4	0	0	4	0	0	0	0	0	0	2	0	0	2	7	
3:30 PM	0	0	1	0	1	1	5	0	0	6	0	0	0	0	0	0	4	2	0	6	13	
3:45 PM	1	0	0	0	1	0	5	0	0	5	0	0	0	0	0	0	0	1	0	1	7	
4:00 PM	1	0	0	0	1	0	5	0	0	5	0	0	0	0	0	0	3	4	0	7	13	
4:15 PM	1	0	0	0	1	0	4	0	0	4	0	0	0	0	0	0	3	1	0	4	9	
4:30 PM	0	0	0	0	0	0	7	0	0	7	0	0	0	0	0	0	5	1	0	6	13	
4:45 PM	0	0	0	0	0	0	4	0	0	4	0	0	0	0	0	0	3	0	0	3	7	
5:00 PM	0	0	0	0	0	0	2	0	0	2	0	0	0	0	0	0	3	3	0	6	8	
5:15 PM	0	0	0	0	0	1	3	0	0	4	0	0	0	0	0	0	3	0	0	3	7	
5:30 PM	1	0	0	0	1	1	2	0	0	3	0	0	0	0	0	0	3	1	0	4	8	
5:45 PM	0	0	0	0	0	0	3	0	0	3	0	0	0	0	0	0	0	1	0	1	4	
6:00 PM	0	0	0	0	0	0	1	0	0	1	0	0	0	0	0	0	0	0	0	0	1	
6:15 PM	0	0	0	0	0	0	5	0	0	5	0	0	0	0	0	0	2	0	0	2	7	
6:30 PM	0	0	0	0	0	0	1	0	0	1	0	0	0	0	0	0	3	1	0	4	5	
6:45 PM	0	0	1	0	1	0	1	0	0	1	0	0	0	0	0	0	0	1	0	1	3	
7:00 PM	0	0	0	0	0	0	0	0	0	0	0	0	0	0	0	0	0	0	0	0	0	
7:15 PM	0	0	0	0	0	0	0	0	0	0	0	0	0	0	0	0	0	0	0	0	0	
7:30 PM	0	0	0	0	0	0	0	0	0	0	0	0	0	0	0	0	0	0	0	0	0	
7:45 PM	0	0	0	0	0	0	0	0	0	0	0	0	0	0	0	0	0	0	0	0	0	
8:00 PM	0	0	0	0	0	0	0	0	0	0	0	0	0	0	0	0	0	0	0	0	0	
8:15 PM	0	0	0	0	0	0	0	0	0	0	0	0	0	0	0	0	0	0	0	0	0	
8:30 PM	0	0	0	0	0	0	0	0	0	0	0	0	0	0	0	0	0	0	0	0	0	
8:45 PM	0	0	0	0	0	0	0	0	0	0	0	0	0	0	0	0	0	0	0	0	0	
9:00 PM	0	0	0	0	0	0	0	0	0	0	0	0	0	0	0	0	0	0	0	0	0	
9:15 PM	0	0	0	0	0	0	0	0	0	0	0	0	0	0	0	0	0	0	0	0	0	
9:30 PM	0	0	0	0	0	0	0	0	0	0	0	0	0	0	0	0	0	0	0	0	0	
9:45 PM	0	0	0	0	0	0	0	0	0	0	0	0	0	0	0	0	0	0	0	0	0	
Totals	60	0	22	0	82	26	262	0	0	288	0	0	0	0	0	0	230	66	0	296	666	

Peak Hour Heavy Vehicle Volume Summary

Hourly Time Period Start Time	From North 32nd Street					From East STH 28 - Washington Avenue					From South 0					From West STH 28 - Washington Avenue					Total Hourly Volume
	Right	Thru	Left	U-Tn	Total	Right	Thru	Left	U-Tn	Total	Right	Thru	Left	U-Tn	Total	Right	Thru	Left	U-Tn	Total	
	AM 7:00 AM	4	0	4	0	8	1	23	0	0	24	0	0	0	0	0	0	28	4	0	
MD 12:00 PM	8	0	2	0	10	1	22	0	0	23	0	0	0	0	0	0	25	6	0	31	64
PM 3:30 PM	3	0	1	0	4	1	19	0	0	20	0	0	0	0	0	0	10	8	0	18	42

Intersection Traffic Volume Report

15-Minute Heavy Vehicle Percentages

32nd Street and STH 28 - Washington Avenue



15-Minute Heavy Vehicle Percentages

15-Minute Time Period Start Time	From North 32nd Street					From East STH 28 - Washington Avenue					From South 0					From West STH 28 - Washington Avenue					Total Heavy Vehicle Percent	Hourly Heavy Vehicle Percent
	Right	Thru	Left	U-Tn	Total	Right	Thru	Left	U-Tn	Total	Right	Thru	Left	U-Tn	Total	Right	Thru	Left	U-Tn	Total		
	6:00 AM	50.0	0.0	0.0	0.0	25.0	0.0	1.1	0.0	0.0	1.0	0.0	0.0	0.0	0.0	0.0	0.0	13.5	12.5	0.0		
6:15 AM	0.0	0.0	0.0	0.0	0.0	0.0	1.1	0.0	0.0	1.0	0.0	0.0	0.0	0.0	0.0	0.0	14.3	8.3	0.0	13.1	5.5	4.7
6:30 AM	16.7	0.0	0.0	0.0	12.5	4.2	2.1	0.0	0.0	2.5	0.0	0.0	0.0	0.0	0.0	0.0	3.4	6.5	0.0	4.2	3.7	4.7
6:45 AM	25.0	0.0	0.0	0.0	20.0	0.0	3.8	0.0	0.0	3.2	0.0	0.0	0.0	0.0	0.0	0.0	4.6	0.0	0.0	3.8	3.8	4.8
7:00 AM	25.0	0.0	0.0	0.0	6.5	0.0	2.6	0.0	0.0	2.4	0.0	0.0	0.0	0.0	0.0	0.0	8.9	15.4	0.0	9.6	6.1	5.1
7:15 AM	0.0	0.0	16.7	0.0	9.1	7.7	4.7	0.0	0.0	4.9	0.0	0.0	0.0	0.0	0.0	0.0	5.7	0.0	0.0	5.1	5.2	5.1
7:30 AM	0.0	0.0	40.0	0.0	22.2	0.0	2.9	0.0	0.0	2.7	0.0	0.0	0.0	0.0	0.0	0.0	4.4	6.7	0.0	4.6	4.0	5.4
7:45 AM	50.0	0.0	16.7	0.0	30.0	0.0	6.3	0.0	0.0	5.5	0.0	0.0	0.0	0.0	0.0	0.0	3.1	5.6	0.0	3.4	5.3	6.5
8:00 AM	16.7	0.0	0.0	0.0	10.0	20.0	5.6	0.0	0.0	6.5	0.0	0.0	0.0	0.0	0.0	0.0	4.9	7.7	0.0	5.2	6.1	7.7
8:15 AM	25.0	0.0	50.0	0.0	37.5	10.0	7.0	0.0	0.0	7.3	0.0	0.0	0.0	0.0	0.0	0.0	3.2	0.0	0.0	3.1	6.6	8.5
8:30 AM	50.0	0.0	0.0	0.0	33.3	12.5	9.6	0.0	0.0	9.9	0.0	0.0	0.0	0.0	0.0	0.0	5.4	30.0	0.0	8.3	9.6	9.5
8:45 AM	66.7	0.0	0.0	0.0	33.3	0.0	8.8	0.0	0.0	8.2	0.0	0.0	0.0	0.0	0.0	0.0	7.3	14.3	0.0	7.8	9.2	9.4
9:00 AM	0.0	0.0	0.0	0.0	0.0	0.0	7.1	0.0	0.0	6.7	0.0	0.0	0.0	0.0	0.0	0.0	8.1	80.0	0.0	12.1	9.0	9.3
9:15 AM	60.0	0.0	25.0	0.0	50.0	12.5	5.5	0.0	0.0	6.0	0.0	0.0	0.0	0.0	0.0	0.0	7.5	50.0	0.0	9.3	10.1	8.4
9:30 AM	60.0	0.0	20.0	0.0	40.0	0.0	8.1	0.0	0.0	7.7	0.0	0.0	0.0	0.0	0.0	0.0	5.8	33.3	0.0	8.0	9.3	7.3
9:45 AM	33.3	0.0	16.7	0.0	25.0	25.0	9.6	0.0	0.0	10.2	0.0	0.0	0.0	0.0	0.0	0.0	4.1	50.0	0.0	5.0	8.6	6.1
10:00 AM	25.0	0.0	0.0	0.0	14.3	0.0	6.7	0.0	0.0	6.5	0.0	0.0	0.0	0.0	0.0	0.0	4.0	25.0	0.0	4.8	6.0	5.5
10:15 AM	66.7	0.0	0.0	0.0	40.0	14.3	4.5	0.0	0.0	5.1	0.0	0.0	0.0	0.0	0.0	0.0	4.4	0.0	0.0	4.3	5.6	5.1
10:30 AM	0.0	0.0	16.7	0.0	12.5	0.0	6.3	0.0	0.0	6.2	0.0	0.0	0.0	0.0	0.0	0.0	2.3	33.3	0.0	3.0	4.8	5.1
10:45 AM	33.3	0.0	40.0	0.0	37.5	25.0	3.7	0.0	0.0	4.9	0.0	0.0	0.0	0.0	0.0	0.0	4.2	33.3	0.0	4.9	5.8	5.3
11:00 AM	20.0	0.0	11.1	0.0	14.3	0.0	1.6	0.0	0.0	1.5	0.0	0.0	0.0	0.0	0.0	0.0	4.2	50.0	0.0	6.0	4.4	4.8
11:15 AM	33.3	0.0	33.3	0.0	33.3	25.0	5.3	0.0	0.0	5.8	0.0	0.0	0.0	0.0	0.0	0.0	2.9	25.0	0.0	3.5	5.3	4.7
11:30 AM	18.2	0.0	11.1	0.0	15.0	16.7	0.0	0.0	0.0	0.8	0.0	0.0	0.0	0.0	0.0	0.0	8.1	25.0	0.0	9.1	5.8	4.4
11:45 AM	0.0	0.0	8.3	0.0	4.5	11.1	2.2	0.0	0.0	2.8	0.0	0.0	0.0	0.0	0.0	0.0	4.0	20.0	0.0	4.6	3.7	4.2
12:00 PM	25.0	0.0	4.8	0.0	12.1	0.0	2.6	0.0	0.0	2.5	0.0	0.0	0.0	0.0	0.0	0.0	3.0	25.0	0.0	4.0	4.0	4.6
12:15 PM	0.0	0.0	25.0	0.0	10.0	0.0	6.5	0.0	0.0	5.8	0.0	0.0	0.0	0.0	0.0	0.0	1.5	8.3	0.0	2.1	4.1	4.6
12:30 PM	33.3	0.0	0.0	0.0	15.8	0.0	2.6	0.0	0.0	2.4	0.0	0.0	0.0	0.0	0.0	0.0	4.7	30.0	0.0	6.1	5.0	4.8
12:45 PM	25.0	0.0	0.0	0.0	20.0	7.1	3.2	0.0	0.0	3.5	0.0	0.0	0.0	0.0	0.0	0.0	6.2	0.0	0.0	6.0	5.0	4.9
1:00 PM	0.0	0.0	0.0	0.0	0.0	7.7	3.5	0.0	0.0	3.8	0.0	0.0	0.0	0.0	0.0	0.0	4.3	18.2	0.0	5.3	4.3	5.0
1:15 PM	33.3	0.0	0.0	0.0	12.5	0.0	8.1	0.0	0.0	7.7	0.0	0.0	0.0	0.0	0.0	0.0	1.6	0.0	0.0	1.5	5.1	4.9
1:30 PM	40.0	0.0	0.0	0.0	22.2	11.1	2.9	0.0	0.0	3.3	0.0	0.0	0.0	0.0	0.0	0.0	5.0	40.0	0.0	6.2	5.1	4.4
1:45 PM	66.7	0.0	14.3	0.0	30.0	11.8	3.6	0.0	0.0	4.3	0.0	0.0	0.0	0.0	0.0	0.0	5.4	0.0	0.0	5.3	5.5	3.9
2:00 PM	25.0	0.0	0.0	0.0	12.5	20.0	2.7	0.0	0.0	3.7	0.0	0.0	0.0	0.0	0.0	0.0	1.4	25.0	0.0	2.1	3.9	3.7
2:15 PM	14.3	0.0	0.0	0.0	6.2	0.0	2.1	0.0	0.0	1.9	0.0	0.0	0.0	0.0	0.0	0.0	3.1	10.0	0.0	3.6	2.9	3.4
2:30 PM	14.3	0.0	0.0	0.0	10.5	10.0	4.5	0.0	0.0	4.8	0.0	0.0	0.0	0.0	0.0	0.0	1.1	12.5	0.0	1.6	3.5	3.1
2:45 PM	0.0	0.0	12.5	0.0	8.3	0.0	4.3	0.0	0.0	4.2	0.0	0.0	0.0	0.0	0.0	0.0	3.6	40.0	0.0	4.5	4.5	3.0
3:00 PM	10.0	0.0	0.0	0.0	5.4	50.0	3.8	0.0	0.0	4.3	0.0	0.0	0.0	0.0	0.0	0.0	0.0	50.0	0.0	1.1	2.9	2.4
3:15 PM	33.3	0.0	0.0	0.0	5.3	0.0	2.1	0.0	0.0	2.0	0.0	0.0	0.0	0.0	0.0	0.0	1.2	0.0	0.0	1.2	1.8	2.4
3:30 PM	0.0	0.0	5.9	0.0	3.1	20.0	2.7	0.0	0.0	3.1	0.0	0.0	0.0	0.0	0.0	0.0	2.0	100.0	0.0	2.9	3.0	2.5
3:45 PM	12.5	0.0	0.0	0.0	5.3	0.0	3.1	0.0	0.0	3.0	0.0	0.0	0.0	0.0	0.0	0.0	0.0	33.3	0.0	0.5	1.8	2.6
4:00 PM	5.0	0.0	0.0	0.0	2.9	0.0	2.6	0.0	0.0	2.6	0.0	0.0	0.0	0.0	0.0	0.0	1.4	80.0	0.0	3.1	2.9	2.5
4:15 PM	12.5	0.0	0.0	0.0	5.6	0.0	2.2	0.0	0.0	2.1	0.0	0.0	0.0	0.0	0.0	0.0	1.6	50.0	0.0	2.1	2.2	2.3
4:30 PM	0.0	0.0	0.0	0.0	0.0	0.0	3.8	0.0	0.0	3.7	0.0	0.0	0.0	0.0	0.0	0.0	2.8	25.0	0.0	3.3	3.2	2.2
4:45 PM	0.0	0.0	0.0	0.0	0.0	0.0	2.2	0.0	0.0	2.1	0.0	0.0	0.0	0.0	0.0	0.0	1.6	0.0	0.0	1.6	1.7	2.0
5:00 PM	0.0	0.0	0.0	0.0	0.0	0.0	1.2	0.0	0.0	1.2	0.0	0.0	0.0	0.0	0.0	0.0	1.4	42.9	0.0	2.7	1.9	1.9
5:15 PM	0.0	0.0	0.0	0.0	0.0	50.0	2.0	0.0	0.0	2.6	0.0	0.0	0.0	0.0	0.0	0.0	1.5	0.0	0.0	1.5	1.9	1.5
5:30 PM	20.0	0.0	0.0	0.0	10.0	16.7	1.3	0.0	0.0	1.9	0.0	0.0	0.0	0.0	0.0	0.0	1.7	25.0	0.0	2.3	2.3	1.6
5:45 PM	0.0	0.0	0.0	0.0	0.0	0.0	2.0	0.0	0.0	1.9	0.0	0.0	0.0	0.0	0.0	0.0	0.0	0.0	33.3	0.0	0.6	1.2
6:00 PM	0.0	0.0	0.0	0.0	0.0	0.0	0.8	0.0	0.0	0.8	0.0	0.0	0.0	0.0	0.0	0.0	0.0	0.0	0.0	0.0	0.4	1.5
6:15 PM	0.0	0.0	0.0	0.0	0.0	0.0	4.1	0.0	0.0	4.0	0.0	0.0	0.0	0.0	0.0	0.0	1.2	0.0	0.0	1.2	2.3	2.4
6:30 PM	0.0	0.0	0.0	0.0	0.0	0.0	1.0	0.0	0.0	0.9	0.0	0.0	0.0	0.0	0.0	0.0	2.8	33.3	0.0	3.6	2.2	2.2
6:45 PM	0.0	0.0	50.0	0.0	20.0	0.0	1.2	0.0	0.0	1.1	0.0	0.0	0.0	0.0	0.0	0.0	0.0	25.0	0.0	0.8	1.4	1.4
7:00 PM	0.0	0.0	0.0	0.0	0.0	0.0	0.0	0.0	0.0	0.0	0.0	0.0	0.0	0.0	0.0	0.0	0.0	0.0	0.0	0.0	0.0	0.0
7:15 PM	0.0	0.0	0.0	0.0	0.0	0.0	0.0	0.0	0.0	0.0	0.0	0.0	0.0	0.0	0.0	0.0	0.0	0.0	0.0	0.0	0.0	0.0
7:30 PM	0.0	0.0	0.0	0.0	0.0	0.0	0.0	0.0	0.0	0.0	0.0	0.0	0.0	0.0	0.0	0.0	0.0	0.0	0.0	0.0	0.0	0.0
7:45 PM	0.0	0.0	0.0	0.0	0.0	0.0	0.0	0.0	0.0	0.0	0.0	0.0	0.0	0.0	0.0	0.0	0.0	0.0	0.0	0.0	0.0	0.0
8:00 PM	0.0	0.0	0.0	0.0	0.0	0.0	0.0	0.0	0.0	0.0	0.0	0.0	0.0	0.0	0.0	0.0	0.0	0.0	0.0	0.0	0.0	0.0
8:15 PM	0.0	0.0	0.0	0.0	0.0	0.0	0.0	0.0	0.0	0.0	0.0	0.0	0.0	0.0	0.0	0.0	0.0	0.0	0.0	0.0	0.0	0.0
8:30 PM	0.0	0.0	0.0	0.0	0.0	0.0	0.0	0.0	0.0	0.0	0.0	0.0	0.0	0.0	0.0	0.0	0.0	0.0	0.0	0.0	0.0	0.0
8:45 PM	0.0	0.0	0.0	0.0																		

Intersection Traffic Volume Report

15-Minute Pedestrian and Bicyclist Data

Count Basics		Page 11 of 11	
Start Date:	Monday, November 07, 2016	Weekday	Schools in Session
Total Number of Hours Counted:	13	Non-Holiday	No Special Events

32nd Street and STH 28 - Washington Avenue



15-Minute Pedestrian and Bicyclist Data

15-Minute Time Period Start Time	Crossing North Approach			Crossing East Approach			Crossing South Approach			Crossing West Approach			15-Min Totals	Hourly Sum
	32nd Street			STH 28 - Washington Avenue			0			STH 28 - Washington Avenue				
	Pedestrian	Bicyclist	Total	Pedestrian	Bicyclist	Total	Pedestrian	Bicyclist	Total	Pedestrian	Bicyclist	Total		
6:00 AM	0	0	0	0	0	0	0	0	0	1	0	1	1	2
6:15 AM	0	0	0	0	0	0	0	0	0	0	0	0	0	1
6:30 AM	0	0	0	1	0	1	0	0	0	0	0	0	1	1
6:45 AM	0	0	0	0	0	0	0	0	0	0	0	0	0	0
7:00 AM	0	0	0	0	0	0	0	0	0	0	0	0	0	0
7:15 AM	0	0	0	0	0	0	0	0	0	0	0	0	0	0
7:30 AM	0	0	0	0	0	0	0	0	0	0	0	0	0	0
7:45 AM	0	0	0	0	0	0	0	0	0	0	0	0	0	0
8:00 AM	0	0	0	0	0	0	0	0	0	0	0	0	0	0
8:15 AM	0	0	0	0	0	0	0	0	0	0	0	0	0	0
8:30 AM	0	0	0	0	0	0	0	0	0	0	0	0	0	0
8:45 AM	0	0	0	0	0	0	0	0	0	0	0	0	0	0
9:00 AM	0	0	0	0	0	0	0	0	0	0	0	0	0	0
9:15 AM	0	0	0	0	0	0	0	0	0	0	0	0	0	0
9:30 AM	0	0	0	0	0	0	0	0	0	0	0	0	0	1
9:45 AM	0	0	0	0	0	0	0	0	0	0	0	0	0	1
10:00 AM	0	0	0	0	0	0	0	0	0	0	0	0	0	1
10:15 AM	0	0	0	0	0	0	0	1	1	0	0	0	1	2
10:30 AM	0	0	0	0	0	0	0	0	0	0	0	0	0	3
10:45 AM	0	0	0	0	0	0	0	0	0	0	0	0	0	3
11:00 AM	0	1	1	0	0	0	0	0	0	0	0	0	1	4
11:15 AM	0	0	0	0	0	0	1	1	2	0	0	0	2	3
11:30 AM	0	0	0	0	0	0	0	0	0	0	0	0	0	1
11:45 AM	0	0	0	0	0	0	1	0	1	0	0	0	1	1
12:00 PM	0	0	0	0	0	0	0	0	0	0	0	0	0	1
12:15 PM	0	0	0	0	0	0	0	0	0	0	0	0	0	1
12:30 PM	0	0	0	0	0	0	0	0	0	0	0	0	0	1
12:45 PM	0	0	0	0	0	0	0	1	1	0	0	0	1	5
1:00 PM	0	0	0	0	0	0	0	0	0	0	0	0	0	5
1:15 PM	0	0	0	0	0	0	0	0	0	0	0	0	0	6
1:30 PM	0	0	0	0	0	0	3	1	4	0	0	0	4	6
1:45 PM	0	0	0	0	0	0	1	0	1	0	0	0	1	3
2:00 PM	0	0	0	0	0	0	0	1	1	0	0	0	1	7
2:15 PM	0	0	0	0	0	0	0	0	0	0	0	0	0	10
2:30 PM	0	0	0	0	0	0	0	1	1	0	0	0	1	11
2:45 PM	0	0	0	0	0	0	4	1	5	0	0	0	5	12
3:00 PM	0	0	0	0	0	0	2	2	4	0	0	0	4	10
3:15 PM	0	0	0	0	0	0	0	1	1	0	0	0	1	6
3:30 PM	1	0	1	1	0	1	0	0	0	0	0	0	2	5
3:45 PM	0	0	0	0	1	1	1	1	2	0	0	0	3	4
4:00 PM	0	0	0	0	0	0	0	0	0	0	0	0	0	1
4:15 PM	0	0	0	0	0	0	0	0	0	0	0	0	0	1
4:30 PM	0	0	0	0	0	0	0	1	1	0	0	0	1	1
4:45 PM	0	0	0	0	0	0	0	0	0	0	0	0	0	0
5:00 PM	0	0	0	0	0	0	0	0	0	0	0	0	0	0
5:15 PM	0	0	0	0	0	0	0	0	0	0	0	0	0	3
5:30 PM	0	0	0	0	0	0	0	0	0	0	0	0	0	3
5:45 PM	0	0	0	0	0	0	0	0	0	0	0	0	0	3
6:00 PM	0	0	0	0	0	0	1	2	3	0	0	0	3	3
6:15 PM	0	0	0	0	0	0	0	0	0	0	0	0	0	0
6:30 PM	0	0	0	0	0	0	0	0	0	0	0	0	0	0
6:45 PM	0	0	0	0	0	0	0	0	0	0	0	0	0	0
7:00 PM	0	0	0	0	0	0	0	0	0	0	0	0	0	0
7:15 PM	0	0	0	0	0	0	0	0	0	0	0	0	0	0
7:30 PM	0	0	0	0	0	0	0	0	0	0	0	0	0	0
7:45 PM	0	0	0	0	0	0	0	0	0	0	0	0	0	0
8:00 PM	0	0	0	0	0	0	0	0	0	0	0	0	0	0
8:15 PM	0	0	0	0	0	0	0	0	0	0	0	0	0	0
8:30 PM	0	0	0	0	0	0	0	0	0	0	0	0	0	0
8:45 PM	0	0	0	0	0	0	0	0	0	0	0	0	0	0
9:00 PM	0	0	0	0	0	0	0	0	0	0	0	0	0	0
9:15 PM	0	0	0	0	0	0	0	0	0	0	0	0	0	0
9:30 PM	0	0	0	0	0	0	0	0	0	0	0	0	0	0
9:45 PM	0	0	0	0	0	0	0	0	0	0	0	0	0	0
Totals	1	1	2	2	1	3	14	14	28	1	0	1	34	

Special Pedestrians










Pedestrian Type	None	1 or 2	A Few	Several	Many	Unknown
Pre-school Children	x					
Elementary School Age Children	x					
Visually Impaired (white cane/helper dog)	x					
Elderly/Disabled (except wheelchairs)	x					
Wheelchairs/Electric Scooters	x					
Other (None)	x					

Appendix B
Peak Hour Analysis Outputs – Existing Configuration

Year 2016 Existing Traffic Volumes
Two-way Stop Control and Traffic Signal Control

Lanes, Volumes, Timings
Existing Stop Controlled

AM Peak
11/15/2016

						
Lane Group	EBL	EBT	WBT	WBR	SBL	SBR
Lane Configurations						
Traffic Volume (vph)	60	520	560	55	40	20
Future Volume (vph)	60	520	560	55	40	20
Ideal Flow (vphpl)	1900	1900	1900	1900	1900	1900
Lane Util. Factor	0.95	0.95	0.95	0.95	1.00	1.00
Frt			0.987		0.955	
Flt Protected		0.995			0.968	
Satd. Flow (prot)	0	3389	3426	0	1554	0
Flt Permitted		0.995			0.968	
Satd. Flow (perm)	0	3389	3426	0	1554	0
Link Speed (mph)		35	35		25	
Link Distance (ft)		997	1060		888	
Travel Time (s)		19.4	20.6		24.2	
Peak Hour Factor	0.91	0.91	0.91	0.91	0.91	0.91
Heavy Vehicles (%)	6%	6%	4%	4%	13%	13%
Adj. Flow (vph)	66	571	615	60	44	22
Shared Lane Traffic (%)						
Lane Group Flow (vph)	0	637	675	0	66	0
Enter Blocked Intersection	No	No	No	No	No	No
Lane Alignment	Left	Left	Left	Right	Left	Right
Median Width(ft)		0	0		12	
Link Offset(ft)		0	0		0	
Crosswalk Width(ft)		16	16		16	
Two way Left Turn Lane						
Headway Factor	1.00	1.00	1.00	1.00	1.00	1.00
Turning Speed (mph)	15			9	15	9
Sign Control		Free	Free		Stop	

Intersection Summary	
Area Type:	Other
Control Type:	Unsignalized
Intersection Capacity Utilization	46.8%
	ICU Level of Service A
Analysis Period (min)	15

Intersection

Int Delay, s/veh 1.9

Movement	EBL	EBT	WBT	WBR	SBL	SBR
Lane Configurations		↔↔	↔↔		↔	
Traffic Vol, veh/h	60	520	560	55	40	20
Future Vol, veh/h	60	520	560	55	40	20
Conflicting Peds, #/hr	0	0	0	0	0	0
Sign Control	Free	Free	Free	Free	Stop	Stop
RT Channelized	-	None	-	None	-	None
Storage Length	-	-	-	-	0	-
Veh in Median Storage, #	-	0	0	-	0	-
Grade, %	-	0	0	-	0	-
Peak Hour Factor	91	91	91	91	91	91
Heavy Vehicles, %	6	6	4	4	13	13
Mvmt Flow	66	571	615	60	44	22










Major/Minor	Major1	Major2	Minor2
Conflicting Flow All	676	0	1064
Stage 1	-	-	646
Stage 2	-	-	418
Critical Hdwy	4.22	-	7.06
Critical Hdwy Stg 1	-	-	6.06
Critical Hdwy Stg 2	-	-	6.06
Follow-up Hdwy	2.26	-	3.63
Pot Cap-1 Maneuver	885	-	201
Stage 1	-	-	455
Stage 2	-	-	601
Platoon blocked, %	-	-	-
Mov Cap-1 Maneuver	885	-	179
Mov Cap-2 Maneuver	-	-	179
Stage 1	-	-	455
Stage 2	-	-	535

Approach	EB	WB	SB
HCM Control Delay, s	1.3	0	26.2
HCM LOS			D

Minor Lane/Major Mvmt	EBL	EBT	WBT	WBR	SBLn1
Capacity (veh/h)	885	-	-	-	235
HCM Lane V/C Ratio	0.075	-	-	-	0.281
HCM Control Delay (s)	9.4	0.4	-	-	26.2
HCM Lane LOS	A	A	-	-	D
HCM 95th %tile Q(veh)	0.2	-	-	-	1.1

Lanes, Volumes, Timings
Existing Stop Controlled

PM Peak
11/15/2016

						
Lane Group	EBL	EBT	WBT	WBR	SBL	SBR
Lane Configurations						
Traffic Volume (vph)	10	815	725	20	55	50
Future Volume (vph)	10	815	725	20	55	50
Ideal Flow (vphpl)	1900	1900	1900	1900	1900	1900
Lane Util. Factor	0.95	0.95	0.95	0.95	1.00	1.00
Frt			0.996		0.936	
Flt Protected		0.999			0.974	
Satd. Flow (prot)	0	3536	3491	0	1666	0
Flt Permitted		0.999			0.974	
Satd. Flow (perm)	0	3536	3491	0	1666	0
Link Speed (mph)		35	35		25	
Link Distance (ft)		997	1060		888	
Travel Time (s)		19.4	20.6		24.2	
Peak Hour Factor	0.92	0.92	0.92	0.92	0.92	0.92
Heavy Vehicles (%)	2%	2%	3%	3%	4%	4%
Adj. Flow (vph)	11	886	788	22	60	54
Shared Lane Traffic (%)						
Lane Group Flow (vph)	0	897	810	0	114	0
Enter Blocked Intersection	No	No	No	No	No	No
Lane Alignment	Left	Left	Left	Right	Left	Right
Median Width(ft)		0	0		12	
Link Offset(ft)		0	0		0	
Crosswalk Width(ft)		16	16		16	
Two way Left Turn Lane						
Headway Factor	1.00	1.00	1.00	1.00	1.00	1.00
Turning Speed (mph)	15			9	15	9
Sign Control		Free	Free		Stop	

Intersection Summary

Area Type:	Other
Control Type:	Unsignalized
Intersection Capacity Utilization	42.4%
Analysis Period (min)	15
	ICU Level of Service A

Intersection							
Int Delay, s/veh	2.2						
Movement	EBL	EBT	WBT	WBR	SBL	SBR	
Lane Configurations		↕↑	↑↔		↕		
Traffic Vol, veh/h	10	815	725	20	55	50	
Future Vol, veh/h	10	815	725	20	55	50	
Conflicting Peds, #/hr	0	0	0	0	0	0	
Sign Control	Free	Free	Free	Free	Stop	Stop	
RT Channelized	-	None	-	None	-	None	
Storage Length	-	-	-	-	0	-	
Veh in Median Storage, #	-	0	0	-	0	-	
Grade, %	-	0	0	-	0	-	
Peak Hour Factor	92	92	92	92	92	92	
Heavy Vehicles, %	2	2	3	3	4	4	
Mvmt Flow	11	886	788	22	60	54	










Major/Minor	Major1		Major2		Minor2	
Conflicting Flow All	810	0	-	0	1264	405
Stage 1	-	-	-	-	799	-
Stage 2	-	-	-	-	465	-
Critical Hdwy	4.14	-	-	-	6.88	6.98
Critical Hdwy Stg 1	-	-	-	-	5.88	-
Critical Hdwy Stg 2	-	-	-	-	5.88	-
Follow-up Hdwy	2.22	-	-	-	3.54	3.34
Pot Cap-1 Maneuver	812	-	-	-	159	590
Stage 1	-	-	-	-	398	-
Stage 2	-	-	-	-	593	-
Platoon blocked, %	-	-	-	-	-	-
Mov Cap-1 Maneuver	812	-	-	-	155	590
Mov Cap-2 Maneuver	-	-	-	-	155	-
Stage 1	-	-	-	-	398	-
Stage 2	-	-	-	-	577	-

Approach	EB	WB	SB
HCM Control Delay, s	0.2	0	33.1
HCM LOS			D

Minor Lane/Major Mvmt	EBL	EBT	WBT	WBR	SBLn1
Capacity (veh/h)	812	-	-	-	239
HCM Lane V/C Ratio	0.013	-	-	-	0.478
HCM Control Delay (s)	9.5	0.1	-	-	33.1
HCM Lane LOS	A	A	-	-	D
HCM 95th %tile Q(veh)	0	-	-	-	2.4

Lanes, Volumes, Timings
Existing Traffic Signal Control

AM Peak
11/15/2016

						
Lane Group	EBL	EBT	WBT	WBR	SBL	SBR
Lane Configurations						
Traffic Volume (vph)	60	520	560	55	40	20
Future Volume (vph)	60	520	560	55	40	20
Ideal Flow (vphpl)	1900	1900	1900	1900	1900	1900
Lane Util. Factor	0.95	0.95	0.95	0.95	1.00	1.00
Frt			0.987		0.955	
Flt Protected		0.995			0.968	
Satd. Flow (prot)	0	3389	3426	0	1554	0
Flt Permitted		0.851			0.968	
Satd. Flow (perm)	0	2898	3426	0	1554	0
Right Turn on Red				Yes		Yes
Satd. Flow (RTOR)			29		22	
Link Speed (mph)		35	35		25	
Link Distance (ft)		997	1060		888	
Travel Time (s)		19.4	20.6		24.2	
Peak Hour Factor	0.91	0.91	0.91	0.91	0.91	0.91
Heavy Vehicles (%)	6%	6%	4%	4%	13%	13%
Adj. Flow (vph)	66	571	615	60	44	22
Shared Lane Traffic (%)						
Lane Group Flow (vph)	0	637	675	0	66	0
Enter Blocked Intersection	No	No	No	No	No	No
Lane Alignment	Left	Left	Left	Right	Left	Right
Median Width(ft)		0	0		12	
Link Offset(ft)		0	0		0	
Crosswalk Width(ft)		16	16		16	
Two way Left Turn Lane						
Headway Factor	1.00	1.00	1.00	1.00	1.00	1.00
Turning Speed (mph)	15			9	15	9
Number of Detectors	1	2	2		1	
Detector Template	Left	Thru	Thru		Left	
Leading Detector (ft)	20	100	100		20	
Trailing Detector (ft)	0	0	0		0	
Detector 1 Position(ft)	0	0	0		0	
Detector 1 Size(ft)	20	6	6		20	
Detector 1 Type	CI+Ex	CI+Ex	CI+Ex		CI+Ex	
Detector 1 Channel						
Detector 1 Extend (s)	0.0	0.0	0.0		0.0	
Detector 1 Queue (s)	0.0	0.0	0.0		0.0	
Detector 1 Delay (s)	0.0	0.0	0.0		0.0	
Detector 2 Position(ft)		94	94			
Detector 2 Size(ft)		6	6			
Detector 2 Type		CI+Ex	CI+Ex			
Detector 2 Channel						
Detector 2 Extend (s)		0.0	0.0			
Turn Type	Perm	NA	NA		Prot	
Protected Phases		6	2		4	
Permitted Phases	6					
Detector Phase	6	6	2		4	
Switch Phase						

Lanes, Volumes, Timings
Existing Traffic Signal Control


AM Peak
11/15/2016

	↖	→	←	↗	↘	↙
Lane Group	EBL	EBT	WBT	WBR	SBL	SBR
Minimum Initial (s)	7.0	7.0	7.0		7.0	
Minimum Split (s)	21.0	21.0	21.0		21.0	
Total Split (s)	24.0	24.0	24.0		21.0	
Total Split (%)	53.3%	53.3%	53.3%		46.7%	
Maximum Green (s)	19.5	19.5	19.5		16.5	
Yellow Time (s)	3.5	3.5	3.5		3.5	
All-Red Time (s)	1.0	1.0	1.0		1.0	
Lost Time Adjust (s)		0.0	0.0		0.0	
Total Lost Time (s)		4.5	4.5		4.5	
Lead/Lag						
Lead-Lag Optimize?						
Vehicle Extension (s)	3.0	3.0	3.0		3.0	
Recall Mode	Max	Max	Max		None	
Act Effct Green (s)		30.9	30.9		7.4	
Actuated g/C Ratio		0.82	0.82		0.20	
v/c Ratio		0.27	0.24		0.21	
Control Delay		3.3	2.9		10.8	
Queue Delay		0.0	0.0		0.0	
Total Delay		3.3	2.9		10.8	
LOS		A	A		B	
Approach Delay		3.3	2.9		10.8	
Approach LOS		A	A		B	

Intersection Summary

Area Type: Other
 Cycle Length: 45
 Actuated Cycle Length: 37.9
 Natural Cycle: 45
 Control Type: Semi Act-Uncoord
 Maximum v/c Ratio: 0.27
 Intersection Signal Delay: 3.5
 Intersection Capacity Utilization 50.4%
 Analysis Period (min) 15
 Intersection LOS: A
 ICU Level of Service A

Splits and Phases: 4: Washington Ave & S. 32nd Street









Queues
Existing Traffic Signal Control

AM Peak
11/15/2016

	→	←	↘
Lane Group	EBT	WBT	SBL
Lane Group Flow (vph)	637	675	66
v/c Ratio	0.27	0.24	0.21
Control Delay	3.3	2.9	10.8
Queue Delay	0.0	0.0	0.0
Total Delay	3.3	2.9	10.8
Queue Length 50th (ft)	0	0	8
Queue Length 95th (ft)	57	54	26
Internal Link Dist (ft)	917	980	808
Turn Bay Length (ft)			
Base Capacity (vph)	2361	2796	689
Starvation Cap Reductn	0	0	0
Spillback Cap Reductn	0	0	0
Storage Cap Reductn	0	0	0
Reduced v/c Ratio	0.27	0.24	0.10
Intersection Summary			

HCM 2010 Signalized Intersection Capacity Analysis
Existing Traffic Signal Control

AM Peak
11/15/2016

									
Movement	EBL	EBT	WBT	WBR	SBL	SBR			
Lane Configurations		↑↑	↑↑		Y				
Traffic Volume (veh/h)	60	520	560	55	40	20			
Future Volume (veh/h)	60	520	560	55	40	20			
Number	1	6	2	12	7	14			
Initial Q, veh	0	0	0	0	0	0			
Ped-Bike Adj (A_pbT)	1.00			1.00	1.00	1.00			
Parking Bus Adj	1.00	1.00	1.00	1.00	1.00	1.00			
Adj Sat Flow, veh/h/ln	1900	1792	1827	1900	1681	1900			
Adj Flow Rate, veh/h	66	571	615	60	44	22			
Adj No. of Lanes	0	2	2	0	0	0			
Peak Hour Factor	0.91	0.91	0.91	0.91	0.91	0.91			
Percent Heavy Veh, %	6	6	4	4	0	0			
Opposing Right Turn Influence	Yes				Yes				
Cap, veh/h	249	1787	1972	192	100	50			
HCM Platoon Ratio	1.00	1.00	1.00	1.00	1.00	1.00			
Prop Arrive On Green	0.62	0.62	0.62	0.62	0.10	0.10			
Ln Grp Delay, s/veh	3.5	3.8	3.6	3.6	15.4	0.0			
Ln Grp LOS	A	A	A	A	B				
Approach Vol, veh/h		637	675		67				
Approach Delay, s/veh		3.7	3.6		15.4				
Approach LOS		A	A		B				
Timer:		1	2	3	4	5	6	7	8
Assigned Phs			2		4		6		
Case No			8.0		12.0		8.0		
Phs Duration (G+Y+Rc), s			24.0		7.6		24.0		
Change Period (Y+Rc), s			4.5		4.5		4.5		
Max Green (Gmax), s			19.5		16.5		19.5		
Max Allow Headway (MAH), s			5.2		4.0		5.2		
Max Q Clear (g_c+I1), s			4.9		3.3		5.1		
Green Ext Time (g_e), s			7.1		0.1		7.0		
Prob of Phs Call (p_c)			1.00		0.44		1.00		
Prob of Max Out (p_x)			0.00		0.00		0.00		
Left-Turn Movement Data									
Assigned Mvmt			5		7		1		
Mvmt Sat Flow, veh/h			0		1012		181		
Through Movement Data									
Assigned Mvmt			2		4		6		
Mvmt Sat Flow, veh/h			3288		23		2979		
Right-Turn Movement Data									
Assigned Mvmt			12		14		16		
Mvmt Sat Flow, veh/h			311		506		0		
Left Lane Group Data									
Assigned Mvmt		0	5	0	7	0	1	0	0
Lane Assignment					L+T+R		L+T		
Lanes in Grp		0	0	0	1	0	1	0	0

HCM 2010 Signalized Intersection Capacity Analysis
Existing Traffic Signal Control

AM Peak
11/15/2016

Grp Vol (v), veh/h	0	0	0	67	0	324	0	0
Grp Sat Flow (s), veh/h/ln	0	0	0	1541	0	1529	0	0
Q Serve Time (g_s), s	0.0	0.0	0.0	1.3	0.0	0.0	0.0	0.0
Cycle Q Clear Time (g_c), s	0.0	0.0	0.0	1.3	0.0	2.7	0.0	0.0
Perm LT Sat Flow (s_l), veh/h/ln	0	0	0	0	0	776	0	0
Shared LT Sat Flow (s_sh), veh/h/ln	0	0	0	0	0	0	0	0
Perm LT Eff Green (g_p), s	0.0	0.0	0.0	0.0	0.0	19.5	0.0	0.0
Perm LT Serve Time (g_u), s	0.0	0.0	0.0	0.0	0.0	16.6	0.0	0.0
Perm LT Q Serve Time (g_ps), s	0.0	0.0	0.0	0.0	0.0	0.0	0.0	0.0
Time to First Blk (g_f), s	0.0	19.5	0.0	0.0	0.0	7.0	0.0	0.0
Serve Time pre Blk (g_fs), s	0.0	0.0	0.0	0.0	0.0	2.7	0.0	0.0
Prop LT Inside Lane (P_L)	0.00	0.00	0.00	0.66	0.00	0.20	0.00	0.00
Lane Grp Cap (c), veh/h	0	0	0	152	0	1081	0	0
V/C Ratio (X)	0.00	0.00	0.00	0.44	0.00	0.30	0.00	0.00
Avail Cap (c_a), veh/h	0	0	0	805	0	1081	0	0
Upstream Filter (I)	0.00	0.00	0.00	1.00	0.00	1.00	0.00	0.00
Uniform Delay (d1), s/veh	0.0	0.0	0.0	13.4	0.0	2.8	0.0	0.0
Incr Delay (d2), s/veh	0.0	0.0	0.0	2.0	0.0	0.7	0.0	0.0
Initial Q Delay (d3), s/veh	0.0	0.0	0.0	0.0	0.0	0.0	0.0	0.0
Control Delay (d), s/veh	0.0	0.0	0.0	15.4	0.0	3.5	0.0	0.0
1st-Term Q (Q1), veh/ln	0.0	0.0	0.0	0.5	0.0	1.3	0.0	0.0
2nd-Term Q (Q2), veh/ln	0.0	0.0	0.0	0.1	0.0	0.2	0.0	0.0
3rd-Term Q (Q3), veh/ln	0.0	0.0	0.0	0.0	0.0	0.0	0.0	0.0
%ile Back of Q Factor (f_B%)	0.00	1.00	0.00	1.00	0.00	1.00	0.00	0.00
%ile Back of Q (50%), veh/ln	0.0	0.0	0.0	0.6	0.0	1.5	0.0	0.0
%ile Storage Ratio (RQ%)	0.00	0.00	0.00	0.02	0.00	0.04	0.00	0.00
Initial Q (Qb), veh	0.0	0.0	0.0	0.0	0.0	0.0	0.0	0.0
Final (Residual) Q (Qe), veh	0.0	0.0	0.0	0.0	0.0	0.0	0.0	0.0
Sat Delay (ds), s/veh	0.0	0.0	0.0	0.0	0.0	0.0	0.0	0.0
Sat Q (Qs), veh	0.0	0.0	0.0	0.0	0.0	0.0	0.0	0.0
Sat Cap (cs), veh/h	0	0	0	0	0	0	0	0
Initial Q Clear Time (tc), h	0.0	0.0	0.0	0.0	0.0	0.0	0.0	0.0
Middle Lane Group Data								
Assigned Mvmt	0	2	0	4	0	6	0	0
Lane Assignment		T				T		
Lanes in Grp	0	1	0	0	0	1	0	0
Grp Vol (v), veh/h	0	334	0	0	0	313	0	0
Grp Sat Flow (s), veh/h/ln	0	1736	0	0	0	1550	0	0
Q Serve Time (g_s), s	0.0	2.9	0.0	0.0	0.0	3.1	0.0	0.0
Cycle Q Clear Time (g_c), s	0.0	2.9	0.0	0.0	0.0	3.1	0.0	0.0
Lane Grp Cap (c), veh/h	0	1071	0	0	0	956	0	0
V/C Ratio (X)	0.00	0.31	0.00	0.00	0.00	0.33	0.00	0.00
Avail Cap (c_a), veh/h	0	1071	0	0	0	956	0	0
Upstream Filter (I)	0.00	1.00	0.00	0.00	0.00	1.00	0.00	0.00
Uniform Delay (d1), s/veh	0.0	2.9	0.0	0.0	0.0	2.9	0.0	0.0
Incr Delay (d2), s/veh	0.0	0.8	0.0	0.0	0.0	0.9	0.0	0.0
Initial Q Delay (d3), s/veh	0.0	0.0	0.0	0.0	0.0	0.0	0.0	0.0
Control Delay (d), s/veh	0.0	3.6	0.0	0.0	0.0	3.8	0.0	0.0
1st-Term Q (Q1), veh/ln	0.0	1.3	0.0	0.0	0.0	1.3	0.0	0.0
2nd-Term Q (Q2), veh/ln	0.0	0.2	0.0	0.0	0.0	0.2	0.0	0.0

HCM 2010 Signalized Intersection Capacity Analysis
Existing Traffic Signal Control

AM Peak
11/15/2016

3rd-Term Q (Q3), veh/ln	0.0	0.0	0.0	0.0	0.0	0.0	0.0	0.0
%ile Back of Q Factor (f_B%)	0.00	1.00	0.00	1.00	0.00	1.00	0.00	0.00
%ile Back of Q (50%), veh/ln	0.0	1.5	0.0	0.0	0.0	1.5	0.0	0.0
%ile Storage Ratio (RQ%)	0.00	0.04	0.00	0.00	0.00	0.04	0.00	0.00
Initial Q (Qb), veh	0.0	0.0	0.0	0.0	0.0	0.0	0.0	0.0
Final (Residual) Q (Qe), veh	0.0	0.0	0.0	0.0	0.0	0.0	0.0	0.0
Sat Delay (ds), s/veh	0.0	0.0	0.0	0.0	0.0	0.0	0.0	0.0
Sat Q (Qs), veh	0.0	0.0	0.0	0.0	0.0	0.0	0.0	0.0
Sat Cap (cs), veh/h	0	0	0	0	0	0	0	0
Initial Q Clear Time (tc), h	0.0	0.0	0.0	0.0	0.0	0.0	0.0	0.0

Right Lane Group Data

Assigned Mvmt	0	12	0	14	0	16	0	0
Lane Assignment	T+R							
Lanes in Grp	0	1	0	0	0	0	0	0
Grp Vol (v), veh/h	0	341	0	0	0	0	0	0
Grp Sat Flow (s), veh/h/ln	0	1772	0	0	0	0	0	0
Q Serve Time (g_s), s	0.0	2.9	0.0	0.0	0.0	0.0	0.0	0.0
Cycle Q Clear Time (g_c), s	0.0	2.9	0.0	0.0	0.0	0.0	0.0	0.0
Prot RT Sat Flow (s_R), veh/h/ln	0.0	0.0	0.0	0.0	0.0	0.0	0.0	0.0
Prot RT Eff Green (g_R), s	0.0	0.0	0.0	0.0	0.0	0.0	0.0	0.0
Prop RT Outside Lane (P_R)	0.00	0.18	0.00	0.33	0.00	0.00	0.00	0.00
Lane Grp Cap (c), veh/h	0	1093	0	0	0	0	0	0
V/C Ratio (X)	0.00	0.31	0.00	0.00	0.00	0.00	0.00	0.00
Avail Cap (c_a), veh/h	0	1093	0	0	0	0	0	0
Upstream Filter (I)	0.00	1.00	0.00	0.00	0.00	0.00	0.00	0.00
Uniform Delay (d1), s/veh	0.0	2.9	0.0	0.0	0.0	0.0	0.0	0.0
Incr Delay (d2), s/veh	0.0	0.7	0.0	0.0	0.0	0.0	0.0	0.0
Initial Q Delay (d3), s/veh	0.0	0.0	0.0	0.0	0.0	0.0	0.0	0.0
Control Delay (d), s/veh	0.0	3.6	0.0	0.0	0.0	0.0	0.0	0.0
1st-Term Q (Q1), veh/ln	0.0	1.3	0.0	0.0	0.0	0.0	0.0	0.0
2nd-Term Q (Q2), veh/ln	0.0	0.2	0.0	0.0	0.0	0.0	0.0	0.0
3rd-Term Q (Q3), veh/ln	0.0	0.0	0.0	0.0	0.0	0.0	0.0	0.0
%ile Back of Q Factor (f_B%)	0.00	1.00	0.00	1.00	0.00	1.00	0.00	0.00
%ile Back of Q (50%), veh/ln	0.0	1.6	0.0	0.0	0.0	0.0	0.0	0.0
%ile Storage Ratio (RQ%)	0.00	0.04	0.00	0.00	0.00	0.00	0.00	0.00
Initial Q (Qb), veh	0.0	0.0	0.0	0.0	0.0	0.0	0.0	0.0
Final (Residual) Q (Qe), veh	0.0	0.0	0.0	0.0	0.0	0.0	0.0	0.0
Sat Delay (ds), s/veh	0.0	0.0	0.0	0.0	0.0	0.0	0.0	0.0
Sat Q (Qs), veh	0.0	0.0	0.0	0.0	0.0	0.0	0.0	0.0
Sat Cap (cs), veh/h	0	0	0	0	0	0	0	0
Initial Q Clear Time (tc), h	0.0	0.0	0.0	0.0	0.0	0.0	0.0	0.0

Intersection Summary







HCM 2010 Ctrl Delay	4.2
HCM 2010 LOS	A

Notes

User approved volume balancing among the lanes for turning movement.







HCM 2010 Signalized Intersection Summary
Existing Traffic Signal Control

AM Peak
11/15/2016

								
Movement	EBL	EBT	WBT	WBR	SBL	SBR		
Lane Configurations		↑↑	↑↑		Y			
Traffic Volume (veh/h)	60	520	560	55	40	20		
Future Volume (veh/h)	60	520	560	55	40	20		
Number	1	6	2	12	7	14		
Initial Q (Qb), veh	0	0	0	0	0	0		
Ped-Bike Adj(A_pbT)	1.00			1.00	1.00	1.00		
Parking Bus, Adj	1.00	1.00	1.00	1.00	1.00	1.00		
Adj Sat Flow, veh/h/ln	1900	1792	1827	1900	1681	1900		
Adj Flow Rate, veh/h	66	571	615	60	44	22		
Adj No. of Lanes	0	2	2	0	0	0		
Peak Hour Factor	0.91	0.91	0.91	0.91	0.91	0.91		
Percent Heavy Veh, %	6	6	4	4	0	0		
Cap, veh/h	249	1787	1972	192	100	50		
Arrive On Green	0.62	0.62	0.62	0.62	0.10	0.10		
Sat Flow, veh/h	181	2979	3288	311	1012	506		
Grp Volume(v), veh/h	324	313	334	341	67	0		
Grp Sat Flow(s),veh/h/ln	1529	1550	1736	1772	1541	0		
Q Serve(g_s), s	0.0	3.1	2.9	2.9	1.3	0.0		
Cycle Q Clear(g_c), s	2.7	3.1	2.9	2.9	1.3	0.0		
Prop In Lane	0.20			0.18	0.66	0.33		
Lane Grp Cap(c), veh/h	1081	956	1071	1093	152	0		
V/C Ratio(X)	0.30	0.33	0.31	0.31	0.44	0.00		
Avail Cap(c_a), veh/h	1081	956	1071	1093	805	0		
HCM Platoon Ratio	1.00	1.00	1.00	1.00	1.00	1.00		
Upstream Filter(I)	1.00	1.00	1.00	1.00	1.00	0.00		
Uniform Delay (d), s/veh	2.8	2.9	2.9	2.9	13.4	0.0		
Incr Delay (d2), s/veh	0.7	0.9	0.8	0.7	2.0	0.0		
Initial Q Delay(d3),s/veh	0.0	0.0	0.0	0.0	0.0	0.0		
%ile BackOfQ(50%),veh/ln	1.5	1.5	1.5	1.6	0.6	0.0		
LnGrp Delay(d),s/veh	3.5	3.8	3.6	3.6	15.4	0.0		
LnGrp LOS	A	A	A	A	B			
Approach Vol, veh/h		637	675		67			
Approach Delay, s/veh		3.7	3.6		15.4			
Approach LOS		A	A		B			
Timer	1	2	3	4	5	6	7	8
Assigned Phs		2		4		6		
Phs Duration (G+Y+Rc), s		24.0		7.6		24.0		
Change Period (Y+Rc), s		4.5		4.5		4.5		
Max Green Setting (Gmax), s		19.5		16.5		19.5		
Max Q Clear Time (g_c+I1), s		4.9		3.3		5.1		
Green Ext Time (p_c), s		7.1		0.1		7.0		
Intersection Summary								
HCM 2010 Ctrl Delay			4.2					
HCM 2010 LOS			A					
Notes								
User approved volume balancing among the lanes for turning movement.								

Lanes, Volumes, Timings
Existing Traffic Signal Control

PM Peak
11/15/2016

						
Lane Group	EBL	EBT	WBT	WBR	SBL	SBR
Lane Configurations		↕↕	↕↕		↕	
Traffic Volume (vph)	10	815	725	20	55	50
Future Volume (vph)	10	815	725	20	55	50
Ideal Flow (vphpl)	1900	1900	1900	1900	1900	1900
Lane Util. Factor	0.95	0.95	0.95	0.95	1.00	1.00
Fr _t			0.996		0.936	
Fl _t Protected		0.999			0.974	
Satd. Flow (prot)	0	3536	3491	0	1666	0
Fl _t Permitted		0.946			0.974	
Satd. Flow (perm)	0	3348	3491	0	1666	0
Right Turn on Red				Yes		Yes
Satd. Flow (RTOR)			8		54	
Link Speed (mph)		35	35		25	
Link Distance (ft)		997	1060		888	
Travel Time (s)		19.4	20.6		24.2	
Peak Hour Factor	0.92	0.92	0.92	0.92	0.92	0.92
Heavy Vehicles (%)	2%	2%	3%	3%	4%	4%
Adj. Flow (vph)	11	886	788	22	60	54
Shared Lane Traffic (%)						
Lane Group Flow (vph)	0	897	810	0	114	0
Enter Blocked Intersection	No	No	No	No	No	No
Lane Alignment	Left	Left	Left	Right	Left	Right
Median Width(ft)		0	0		12	
Link Offset(ft)		0	0		0	
Crosswalk Width(ft)		16	16		16	
Two way Left Turn Lane						
Headway Factor	1.00	1.00	1.00	1.00	1.00	1.00
Turning Speed (mph)	15			9	15	9
Number of Detectors	1	2	2		1	
Detector Template	Left	Thru	Thru		Left	
Leading Detector (ft)	20	100	100		20	
Trailing Detector (ft)	0	0	0		0	
Detector 1 Position(ft)	0	0	0		0	
Detector 1 Size(ft)	20	6	6		20	
Detector 1 Type	Cl+Ex	Cl+Ex	Cl+Ex		Cl+Ex	
Detector 1 Channel						
Detector 1 Extend (s)	0.0	0.0	0.0		0.0	
Detector 1 Queue (s)	0.0	0.0	0.0		0.0	
Detector 1 Delay (s)	0.0	0.0	0.0		0.0	
Detector 2 Position(ft)		94	94			
Detector 2 Size(ft)		6	6			
Detector 2 Type		Cl+Ex	Cl+Ex			
Detector 2 Channel						
Detector 2 Extend (s)		0.0	0.0			
Turn Type	Perm	NA	NA		Prot	
Protected Phases		6	2		4	
Permitted Phases	6					
Detector Phase	6	6	2		4	
Switch Phase						

Lanes, Volumes, Timings
Existing Traffic Signal Control


PM Peak
11/15/2016

	↖	→	←	↙	↘	↗
Lane Group	EBL	EBT	WBT	WBR	SBL	SBR
Minimum Initial (s)	7.0	7.0	7.0		7.0	
Minimum Split (s)	21.0	21.0	21.0		21.0	
Total Split (s)	24.0	24.0	24.0		24.0	
Total Split (%)	53.3%	53.3%	53.3%		46.7%	
Maximum Green (s)	19.5	19.5	19.5		16.5	
Yellow Time (s)	3.5	3.5	3.5		3.5	
All-Red Time (s)	1.0	1.0	1.0		1.0	
Lost Time Adjust (s)		0.0	0.0		0.0	
Total Lost Time (s)		4.5	4.5		4.5	
Lead/Lag						
Lead-Lag Optimize?						
Vehicle Extension (s)	3.0	3.0	3.0		3.0	
Recall Mode	Max	Max	Max		None	
Walk Time (s)	5.0	5.0	5.0		5.0	
Flash Dont Walk (s)	11.0	11.0	11.0		11.0	
Pedestrian Calls (#/hr)	0	0	0		0	
Act Effect Green (s)		31.0	31.0		7.8	
Actuated g/C Ratio		0.75	0.75		0.19	
v/c Ratio		0.36	0.31		0.32	
Control Delay		4.3	4.0		11.1	
Queue Delay		0.0	0.0		0.0	
Total Delay		4.3	4.0		11.1	
LOS		A	A		B	
Approach Delay		4.3	4.0		11.1	
Approach LOS		A	A		B	

Intersection Summary

Area Type:	Other
Cycle Length:	45
Actuated Cycle Length:	41.1
Natural Cycle:	45
Control Type:	Semi Act-Uncoord
Maximum v/c Ratio:	0.36
Intersection Signal Delay:	4.6
Intersection LOS:	A
Intersection Capacity Utilization:	43.2%
ICU Level of Service:	A
Analysis Period (min):	15

Splits and Phases: 4: Washington Ave & S. 32nd Street









Queues
Existing Traffic Signal Control

PM Peak
11/15/2016

	→	←	↘
Lane Group	EBT	WBT	SBL
Lane Group Flow (vph)	897	810	114
v/c Ratio	0.36	0.31	0.32
Control Delay	4.3	4.0	11.1
Queue Delay	0.0	0.0	0.0
Total Delay	4.3	4.0	11.1
Queue Length 50th (ft)	45	38	15
Queue Length 95th (ft)	88	75	36
Internal Link Dist (ft)	917	980	808
Turn Bay Length (ft)			
Base Capacity (vph)	2524	2633	705
Starvation Cap Reductn	0	0	0
Spillback Cap Reductn	0	0	0
Storage Cap Reductn	0	0	0
Reduced v/c Ratio	0.36	0.31	0.16
Intersection Summary			

HCM 2010 Signalized Intersection Capacity Analysis
Existing Traffic Signal Control

PM Peak
11/15/2016

									
Movement	EBL	EBT	WBT	WBR	SBL	SBR			
Lane Configurations		↕↕	↕↕		↕				
Traffic Volume (veh/h)	10	815	725	20	55	50			
Future Volume (veh/h)	10	815	725	20	55	50			
Number	1	6	2	12	7	14			
Initial Q, veh	0	0	0	0	0	0			
Ped-Bike Adj (A_pbT)	1.00			1.00	1.00	1.00			
Parking Bus Adj	1.00	1.00	1.00	1.00	1.00	1.00			
Adj Sat Flow, veh/h/ln	1900	1863	1845	1900	1827	1900			
Adj Flow Rate, veh/h	11	886	788	22	60	54			
Adj No. of Lanes	0	2	2	0	0	0			
Peak Hour Factor	0.92	0.92	0.92	0.92	0.92	0.92			
Percent Heavy Veh, %	2	2	3	3	0	0			
Opposing Right Turn Influence	Yes				Yes				
Cap, veh/h	118	2031	2054	57	119	107			
HCM Platoon Ratio	1.00	1.00	1.00	1.00	1.00	1.00			
Prop Arrive On Green	0.59	0.59	0.59	0.59	0.14	0.14			
Ln Grp Delay, s/veh	4.7	5.2	4.7	4.6	14.9	0.0			
Ln Grp LOS	A	A	A	A	B				
Approach Vol, veh/h		897	810		115				
Approach Delay, s/veh		5.0	4.7		14.9				
Approach LOS		A	A		B				
Timer:		1	2	3	4	5	6	7	8
Assigned Phs			2		4		6		
Case No			8.0		12.0		8.0		
Phs Duration (G+Y+Rc), s			24.0		9.1		24.0		
Change Period (Y+Rc), s			4.5		4.5		4.5		
Max Green (Gmax), s			19.5		16.5		19.5		
Max Allow Headway (MAH), s			5.1		4.0		5.1		
Max Q Clear (g_c+I1), s			6.0		4.1		6.8		
Green Ext Time (g_e), s			8.4		0.2		8.1		
Prob of Phs Call (p_c)			1.00		0.65		1.00		
Prob of Max Out (p_x)			0.00		0.00		0.00		
Left-Turn Movement Data									
Assigned Mvmt			5		7		1		
Mvmt Sat Flow, veh/h			0		860		11		
Through Movement Data									
Assigned Mvmt			2		4		6		
Mvmt Sat Flow, veh/h			3575		14		3528		
Right-Turn Movement Data									
Assigned Mvmt			12		14		16		
Mvmt Sat Flow, veh/h			97		774		0		
Left Lane Group Data									
Assigned Mvmt		0	5	0	7	0	1	0	0
Lane Assignment					L+T+R		L+T		
Lanes in Grp		0	0	0	1	0	1	0	0

HCM 2010 Signalized Intersection Capacity Analysis
Existing Traffic Signal Control

PM Peak
11/15/2016

Grp Vol (v), veh/h	0	0	0	115	0	479	0	0
Grp Sat Flow (s), veh/h/ln	0	0	0	1647	0	1844	0	0
Q Serve Time (g_s), s	0.0	0.0	0.0	2.1	0.0	0.0	0.0	0.0
Cycle Q Clear Time (g_c), s	0.0	0.0	0.0	2.1	0.0	4.7	0.0	0.0
Perm LT Sat Flow (s_l), veh/h/ln	0	0	0	0	0	684	0	0
Shared LT Sat Flow (s_sh), veh/h/ln	0	0	0	0	0	0	0	0
Perm LT Eff Green (g_p), s	0.0	0.0	0.0	0.0	0.0	19.5	0.0	0.0
Perm LT Serve Time (g_u), s	0.0	0.0	0.0	0.0	0.0	15.5	0.0	0.0
Perm LT Q Serve Time (g_ps), s	0.0	0.0	0.0	0.0	0.0	0.0	0.0	0.0
Time to First Blk (g_f), s	0.0	19.5	0.0	0.0	0.0	14.4	0.0	0.0
Serve Time pre Blk (g_fs), s	0.0	0.0	0.0	0.0	0.0	4.7	0.0	0.0
Prop LT Inside Lane (P_L)	0.00	0.00	0.00	0.52	0.00	0.02	0.00	0.00
Lane Grp Cap (c), veh/h	0	0	0	227	0	1199	0	0
V/C Ratio (X)	0.00	0.00	0.00	0.51	0.00	0.40	0.00	0.00
Avail Cap (c_a), veh/h	0	0	0	822	0	1199	0	0
Upstream Filter (I)	0.00	0.00	0.00	1.00	0.00	1.00	0.00	0.00
Uniform Delay (d1), s/veh	0.0	0.0	0.0	13.2	0.0	3.7	0.0	0.0
Incr Delay (d2), s/veh	0.0	0.0	0.0	1.7	0.0	1.0	0.0	0.0
Initial Q Delay (d3), s/veh	0.0	0.0	0.0	0.0	0.0	0.0	0.0	0.0
Control Delay (d), s/veh	0.0	0.0	0.0	14.9	0.0	4.7	0.0	0.0
1st-Term Q (Q1), veh/ln	0.0	0.0	0.0	1.0	0.0	2.3	0.0	0.0
2nd-Term Q (Q2), veh/ln	0.0	0.0	0.0	0.1	0.0	0.3	0.0	0.0
3rd-Term Q (Q3), veh/ln	0.0	0.0	0.0	0.0	0.0	0.0	0.0	0.0
%ile Back of Q Factor (f_B%)	0.00	1.00	0.00	1.00	0.00	1.00	0.00	0.00
%ile Back of Q (50%), veh/ln	0.0	0.0	0.0	1.1	0.0	2.6	0.0	0.0
%ile Storage Ratio (RQ%)	0.00	0.00	0.00	0.03	0.00	0.07	0.00	0.00
Initial Q (Qb), veh	0.0	0.0	0.0	0.0	0.0	0.0	0.0	0.0
Final (Residual) Q (Qe), veh	0.0	0.0	0.0	0.0	0.0	0.0	0.0	0.0
Sat Delay (ds), s/veh	0.0	0.0	0.0	0.0	0.0	0.0	0.0	0.0
Sat Q (Qs), veh	0.0	0.0	0.0	0.0	0.0	0.0	0.0	0.0
Sat Cap (cs), veh/h	0	0	0	0	0	0	0	0
Initial Q Clear Time (tc), h	0.0	0.0	0.0	0.0	0.0	0.0	0.0	0.0
Middle Lane Group Data								
Assigned Mvmt	0	2	0	4	0	6	0	0
Lane Assignment		T				T		
Lanes in Grp	0	1	0	0	0	1	0	0
Grp Vol (v), veh/h	0	396	0	0	0	418	0	0
Grp Sat Flow (s), veh/h/ln	0	1752	0	0	0	1610	0	0
Q Serve Time (g_s), s	0.0	4.0	0.0	0.0	0.0	4.8	0.0	0.0
Cycle Q Clear Time (g_c), s	0.0	4.0	0.0	0.0	0.0	4.8	0.0	0.0
Lane Grp Cap (c), veh/h	0	1033	0	0	0	950	0	0
V/C Ratio (X)	0.00	0.38	0.00	0.00	0.00	0.44	0.00	0.00
Avail Cap (c_a), veh/h	0	1033	0	0	0	950	0	0
Upstream Filter (I)	0.00	1.00	0.00	0.00	0.00	1.00	0.00	0.00
Uniform Delay (d1), s/veh	0.0	3.6	0.0	0.0	0.0	3.8	0.0	0.0
Incr Delay (d2), s/veh	0.0	1.1	0.0	0.0	0.0	1.5	0.0	0.0
Initial Q Delay (d3), s/veh	0.0	0.0	0.0	0.0	0.0	0.0	0.0	0.0
Control Delay (d), s/veh	0.0	4.7	0.0	0.0	0.0	5.2	0.0	0.0
1st-Term Q (Q1), veh/ln	0.0	1.9	0.0	0.0	0.0	2.1	0.0	0.0
2nd-Term Q (Q2), veh/ln	0.0	0.3	0.0	0.0	0.0	0.4	0.0	0.0

HCM 2010 Signalized Intersection Capacity Analysis
Existing Traffic Signal Control

PM Peak
11/15/2016

3rd-Term Q (Q3), veh/ln	0.0	0.0	0.0	0.0	0.0	0.0	0.0	0.0
%ile Back of Q Factor (f_B%)	0.00	1.00	0.00	1.00	0.00	1.00	0.00	0.00
%ile Back of Q (50%), veh/ln	0.0	2.2	0.0	0.0	0.0	2.5	0.0	0.0
%ile Storage Ratio (RQ%)	0.00	0.05	0.00	0.00	0.00	0.06	0.00	0.00
Initial Q (Qb), veh	0.0	0.0	0.0	0.0	0.0	0.0	0.0	0.0
Final (Residual) Q (Qe), veh	0.0	0.0	0.0	0.0	0.0	0.0	0.0	0.0
Sat Delay (ds), s/veh	0.0	0.0	0.0	0.0	0.0	0.0	0.0	0.0
Sat Q (Qs), veh	0.0	0.0	0.0	0.0	0.0	0.0	0.0	0.0
Sat Cap (cs), veh/h	0	0	0	0	0	0	0	0
Initial Q Clear Time (tc), h	0.0	0.0	0.0	0.0	0.0	0.0	0.0	0.0

Right Lane Group Data

Assigned Mvmt	0	12	0	14	0	16	0	0
Lane Assignment	T+R							
Lanes in Grp	0	1	0	0	0	0	0	0
Grp Vol (v), veh/h	0	414	0	0	0	0	0	0
Grp Sat Flow (s), veh/h/ln	0	1828	0	0	0	0	0	0
Q Serve Time (g_s), s	0.0	4.0	0.0	0.0	0.0	0.0	0.0	0.0
Cycle Q Clear Time (g_c), s	0.0	4.0	0.0	0.0	0.0	0.0	0.0	0.0
Prot RT Sat Flow (s_R), veh/h/ln	0.0	0.0	0.0	0.0	0.0	0.0	0.0	0.0
Prot RT Eff Green (g_R), s	0.0	0.0	0.0	0.0	0.0	0.0	0.0	0.0
Prop RT Outside Lane (P_R)	0.00	0.05	0.00	0.47	0.00	0.00	0.00	0.00
Lane Grp Cap (c), veh/h	0	1078	0	0	0	0	0	0
V/C Ratio (X)	0.00	0.38	0.00	0.00	0.00	0.00	0.00	0.00
Avail Cap (c_a), veh/h	0	1078	0	0	0	0	0	0
Upstream Filter (I)	0.00	1.00	0.00	0.00	0.00	0.00	0.00	0.00
Uniform Delay (d1), s/veh	0.0	3.6	0.0	0.0	0.0	0.0	0.0	0.0
Incr Delay (d2), s/veh	0.0	1.0	0.0	0.0	0.0	0.0	0.0	0.0
Initial Q Delay (d3), s/veh	0.0	0.0	0.0	0.0	0.0	0.0	0.0	0.0
Control Delay (d), s/veh	0.0	4.6	0.0	0.0	0.0	0.0	0.0	0.0
1st-Term Q (Q1), veh/ln	0.0	2.0	0.0	0.0	0.0	0.0	0.0	0.0
2nd-Term Q (Q2), veh/ln	0.0	0.3	0.0	0.0	0.0	0.0	0.0	0.0
3rd-Term Q (Q3), veh/ln	0.0	0.0	0.0	0.0	0.0	0.0	0.0	0.0
%ile Back of Q Factor (f_B%)	0.00	1.00	0.00	1.00	0.00	1.00	0.00	0.00
%ile Back of Q (50%), veh/ln	0.0	2.3	0.0	0.0	0.0	0.0	0.0	0.0
%ile Storage Ratio (RQ%)	0.00	0.06	0.00	0.00	0.00	0.00	0.00	0.00
Initial Q (Qb), veh	0.0	0.0	0.0	0.0	0.0	0.0	0.0	0.0
Final (Residual) Q (Qe), veh	0.0	0.0	0.0	0.0	0.0	0.0	0.0	0.0
Sat Delay (ds), s/veh	0.0	0.0	0.0	0.0	0.0	0.0	0.0	0.0
Sat Q (Qs), veh	0.0	0.0	0.0	0.0	0.0	0.0	0.0	0.0
Sat Cap (cs), veh/h	0	0	0	0	0	0	0	0
Initial Q Clear Time (tc), h	0.0	0.0	0.0	0.0	0.0	0.0	0.0	0.0

Intersection Summary










HCM 2010 Ctrl Delay	5.5
HCM 2010 LOS	A

Notes

User approved volume balancing among the lanes for turning movement.

HCM 2010 Signalized Intersection Summary
Existing Traffic Signal Control

PM Peak
11/15/2016

								
Movement	EBL	EBT	WBT	WBR	SBL	SBR		
Lane Configurations								
Traffic Volume (veh/h)	10	815	725	20	55	50		
Future Volume (veh/h)	10	815	725	20	55	50		
Number	1	6	2	12	7	14		
Initial Q (Qb), veh	0	0	0	0	0	0		
Ped-Bike Adj(A_pbT)	1.00			1.00	1.00	1.00		
Parking Bus, Adj	1.00	1.00	1.00	1.00	1.00	1.00		
Adj Sat Flow, veh/h/ln	1900	1863	1845	1900	1827	1900		
Adj Flow Rate, veh/h	11	886	788	22	60	54		
Adj No. of Lanes	0	2	2	0	0	0		
Peak Hour Factor	0.92	0.92	0.92	0.92	0.92	0.92		
Percent Heavy Veh, %	2	2	3	3	0	0		
Cap, veh/h	118	2031	2054	57	119	107		
Arrive On Green	0.59	0.59	0.59	0.59	0.14	0.14		
Sat Flow, veh/h	11	3528	3575	97	860	774		
Grp Volume(v), veh/h	479	418	396	414	115	0		
Grp Sat Flow(s),veh/h/ln	1844	1610	1752	1828	1647	0		
Q Serve(g_s), s	0.0	4.8	4.0	4.0	2.1	0.0		
Cycle Q Clear(g_c), s	4.7	4.8	4.0	4.0	2.1	0.0		
Prop In Lane	0.02			0.05	0.52	0.47		
Lane Grp Cap(c), veh/h	1199	950	1033	1078	227	0		
V/C Ratio(X)	0.40	0.44	0.38	0.38	0.51	0.00		
Avail Cap(c_a), veh/h	1199	950	1033	1078	822	0		
HCM Platoon Ratio	1.00	1.00	1.00	1.00	1.00	1.00		
Upstream Filter(I)	1.00	1.00	1.00	1.00	1.00	0.00		
Uniform Delay (d), s/veh	3.7	3.8	3.6	3.6	13.2	0.0		
Incr Delay (d2), s/veh	1.0	1.5	1.1	1.0	1.7	0.0		
Initial Q Delay(d3),s/veh	0.0	0.0	0.0	0.0	0.0	0.0		
%ile BackOfQ(50%),veh/ln	2.6	2.5	2.2	2.3	1.1	0.0		
LnGrp Delay(d),s/veh	4.7	5.2	4.7	4.6	14.9	0.0		
LnGrp LOS	A	A	A	A	B			
Approach Vol, veh/h		897	810		115			
Approach Delay, s/veh		5.0	4.7		14.9			
Approach LOS		A	A		B			
Timer	1	2	3	4	5	6	7	8
Assigned Phs		2		4		6		
Phs Duration (G+Y+Rc), s		24.0		9.1		24.0		
Change Period (Y+Rc), s		4.5		4.5		4.5		
Max Green Setting (Gmax), s		19.5		16.5		19.5		
Max Q Clear Time (g_c+1), s		6.0		4.1		6.8		
Green Ext Time (p_c), s		8.4		0.2		8.1		
Intersection Summary								
HCM 2010 Ctrl Delay			5.5					
HCM 2010 LOS			A					
Notes								
User approved volume balancing among the lanes for turning movement.								

Appendix C
Traffic Signal Control Warrants

Year 2016 Existing Traffic Volumes

Wisconsin Department of Transportation Traffic Signal Warrant Summary Worksheet

100%

The Worksheet(s) attached are provided as an attachment to the Engineering Investigation Study for:

Intersection: Washington Avenue and S. 32nd Street
 County: Sheboygan
 City: Sheboygan

Major Street: Washington Avenue
 Critical Approach Speed: 35 mph
 Lanes: 2 or more lanes

Minor Street: S. 32nd Street
 Critical Approach Speed: 25 mph
 Lanes: 1 lane

% Right Turns Included	In built-up area of isolated community of < 10,000 population? No
From North (SB) 100%	Total number of approaches at intersection? 3
From East (WB) 50%	If it is a "T" intersection, inflate minor threshold to 150%? No
From South (NB) 0%	Manually set volume level? No
From West (EB) 0%	

Analysis based on **EXISTING** volume data.

Date	Day of the Week	Time (HH:MM)			
		From	AM / PM	To	AM / PM
7-Nov-16	Monday	14:00	AM	19:00	PM
9-Nov-16	Wednesday	6:00	AM	14:00	PM

Warrant Evaluation Summary	Warrant Met:
Warrant 1: Eight - Hour Vehicular Volume	No
Condition A: Minimum Vehicular Volume	No
Condition B: Interruption of Continuous Traffic	No
Condition C: Combination: 80% of A and B	No
Warrant 2: Four-Hour Volume	No
Warrant 3: Peak Hour Volume	No
Warrant 4: Pedestrian Volume	No
Criterion A: Four-Hour	No
Criterion B: Peak-Hour	No
Warrant 5: School Crossing	N/A
Warrant 6: Coordinated Signal System	N/A
Warrant 7: Crash Experience	No
Warrant 8: Roadway Network	N/A
Warrant 9: Intersection Near a Grade Crossing	N/A

Warrant Analysis Conducted By:

Name: Alicia Dougherty
 Agency: Traffic Analysis and Design, Inc
 Date: 11/14/2016

Warrant 1: Eight - Hour Vehicular Volume

100%

Warrant Evaluated? Yes

Warrant Satisfied? No

Manually Set To:

Condition A: Min. Veh. Volume		
Volume Level	100%	80%
Major Rd. Req	600	480
Minor Rd. Req	150	120
Number of Hours	0	0

Satisfied? No

Condition B: Interruption of Continuous Traffic		
Volume Level	100%	80%
Major Rd. Req	900	720
Minor Rd. Req	75	60
Number of Hours	3	6

Satisfied? No

Condition C: Combination of A & B at 80%		
---	--	--

Satisfied? No

Time Period	6:00 AM		Enter Start Time (Military Time) (HH:MM)		Major Road: Both App. (VPH)	Minor Road: High App. (VPH)	Total
	From	To					
1	6:00	7:00			770	22	791.5
2	7:00	8:00			1170	61	1230.5
3	8:00	9:00			885	33	918
4	9:00	10:00			812	41	853
5	10:00	11:00			971	28	999
6	11:00	12:00			1095	62	1156.5
7	12:00	13:00			1310	72	1381.5
8	13:00	14:00			1243	37	1280
9	14:00	15:00			1255	79	1333.5
10	15:00	16:00			1466	107	1572.5
11	16:00	17:00			1547	106	1653
12	17:00	18:00			1385	50	1434.5
13	18:00	19:00			987	29	1015.5
14	19:00	20:00			0	0	0
15	20:00	21:00			0	0	0
16	21:00	22:00			0	0	0

Warrant 2: Four-Hour Volume

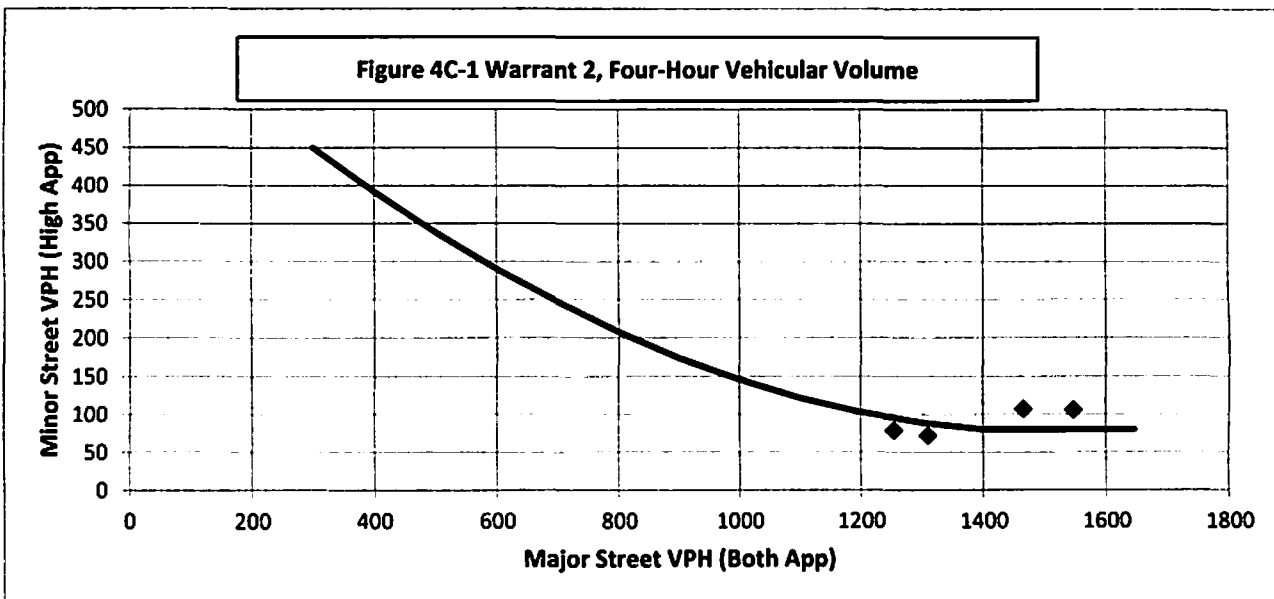
100%

Hour Start	16:00	15:00	14:00	12:00
Major Road Vol.	1547	1465.5	1254.5	1309.5
Minor Road Vol.	106	107	79	72

Warrant Evaluated? Yes

Warrant Satisfied? No

Manually Set To:



Warrant 3: Peak Hour Volume

100%

Warrant Evaluated? Yes

Warrant Satisfied? No

Manually Set To:

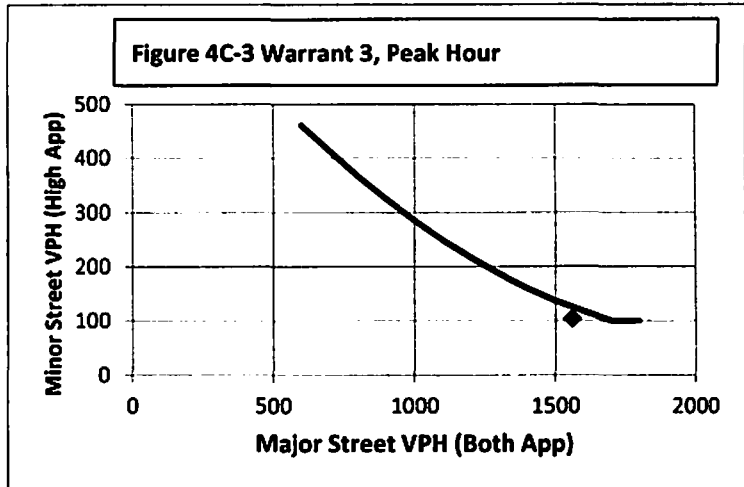
Condition justifying use of warrant:

Intersection located at an industrial complex

Criteria		Met?
Delay on Minor Approach	4	No
Volume on Minor Approach	100	Yes
Total Entering Volume (veh/h)	650	

Manually Set Peak Hour? Yes

Peak Hour	Major Road Vol. (Both App.)	Minor Road Vol. (High App.)
15:30	1559	104
15:30	1559	104



Warrant 4: Pedestrian Volume

100%

Warrant Evaluated? Yes

Warrant Satisfied? No

Manually Set To:

Criterion A: Four Hour

Hour (Start)	Pedestrian Volume	Major Road Vol.
14:00	7	1254.5
15:00	10	1465.5
16:00	1	1547
17:00	0	1384.5

Manually Set Major Rd Vol?

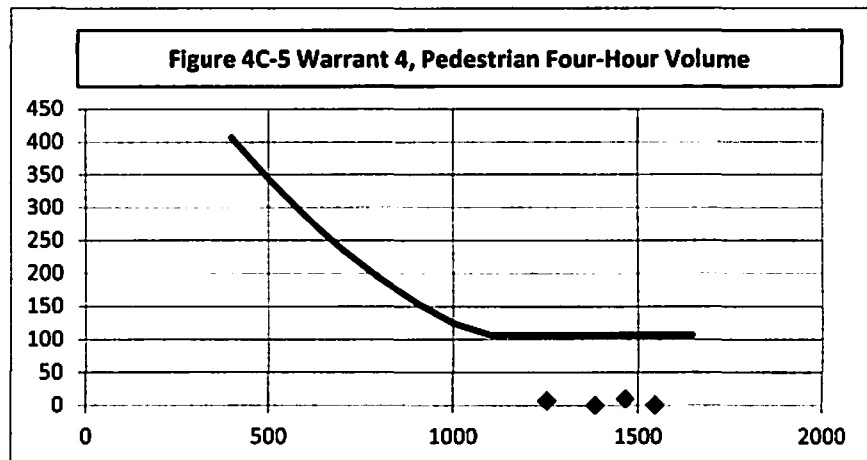
No

Avg. walk speed less than 3.5 ft/s?

No

Criterion A Satisfied?

No

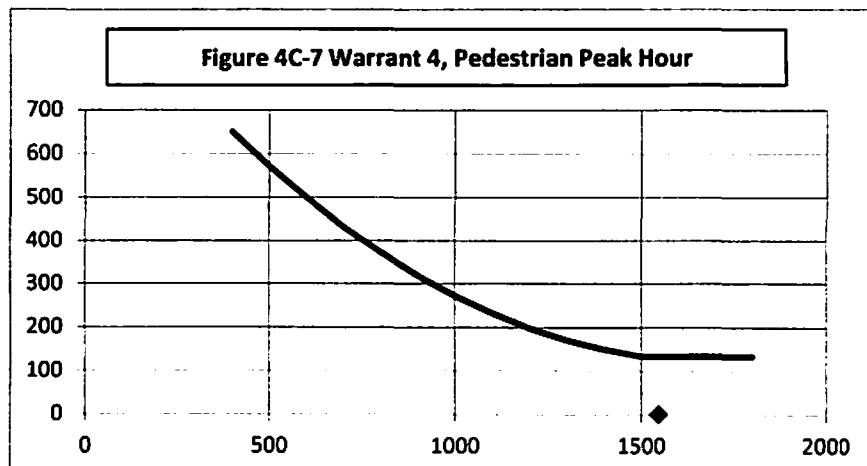


Criterion B: Peak Hour

Peak Hour	Pedestrian Vol.	Major Road Vol.
16:00	1	1547

Criterion B Satisfied?

No



Warrant 5: School Crossing

100%

Warrant Evaluated? No

Warrant Satisfied? N/A

Manually Set To:

Criteria		Fulfilled?
1	There are a MINIMUM of 20 school children during the highest crossing hour.	
2	There are fewer adequate gaps in the major road traffic stream during the period when the school children are using the crossing than the number of minutes in the same period.	
3	The nearest traffic signal along the major road is located more than 300 ft away. Or, the nearest traffic signal is within 300 ft but the proposed traffic signal will not restrict the progressive movement of traffic.	

Warrant 6: Coordinated Signal System

100%

Warrant Evaluated? No

Warrant Satisfied? N/A

Manually Set To:

Criteria		Fulfilled?
1	Signal spacing > 1000 ft	
2	On a one-way road or a road that has traffic predominantly in one direction, the adjacent signals are so far apart that they do not provide the necessary degree of vehicle platooning.	
3	On a two-way road, adjacent signals do not provide the necessary degree of platooning and the proposed and the adjacent signals will collectively provide a progressive operation.	

Warrant 7: Crash Experience

100%

Warrant Evaluated? Yes

Warrant Satisfied? No

Manually Set To:

Criteria		Met?	Fulfilled?
1	Adequate trial of other remedial measures has failed to reduce crash frequency.		No
	Measures Tried: Signal		
2	Five or more reported crashes, of types susceptible to correction by signal, have occurred within a 12 month period.	# of crashes per 12 months	No
		1	
3	Warrant 1, Condition A (80%)	No	No
	Warrant 1, Condition B (80%)	No	
	Warrant 4, Criterion A (80%)	No	
	Warrant 4, Criterion B (80%)	No	

Warrant 8: Roadway Network

100%

Warrant Evaluated? No

Warrant Satisfied? N/A

Manually Set To:

Criteria		Met?	Fulfilled?
1	Total entering volume of at least 1,000 veh/h during typical weekday peak hour	1663	Yes
	Five-year projected volumes that satisfy one or more of Warrants 1, 2, or 3.		No
2	Total entering vol. of at least 1,000 veh/h for each of any 5 hrs of non-normal business day (Sat. or Sun.)		
	Hour		
	Volume		

Characteristics of Major Routes - Select yes if all intersecting routes have characteristic			Fulfilled?
1	Part of the road or highway system that serves as the principal roadway network for through traffic flow		
2	Rural or suburban highway outside of, entering, or traversing a city		
3	Appears as a major route on an official plan		

Warrant 9: Intersection Near a Grade Crossing

100%

Warrant Evaluated? No

Warrant Satisfied? N/A

Manually Set To:

Adjustment Factors			Manually Set Peak Hour?				
Rail Traffic per Day	% High Occupancy Buses on Minor Road	% Tractor-Trailer Trucks on Minor Road	D	Peak Hour	Major Road Vol.	Minor Road Vol.	Adjusted Minor Vol.
1	0	0% to 2.5%	660	15:30	1559	104	34.84

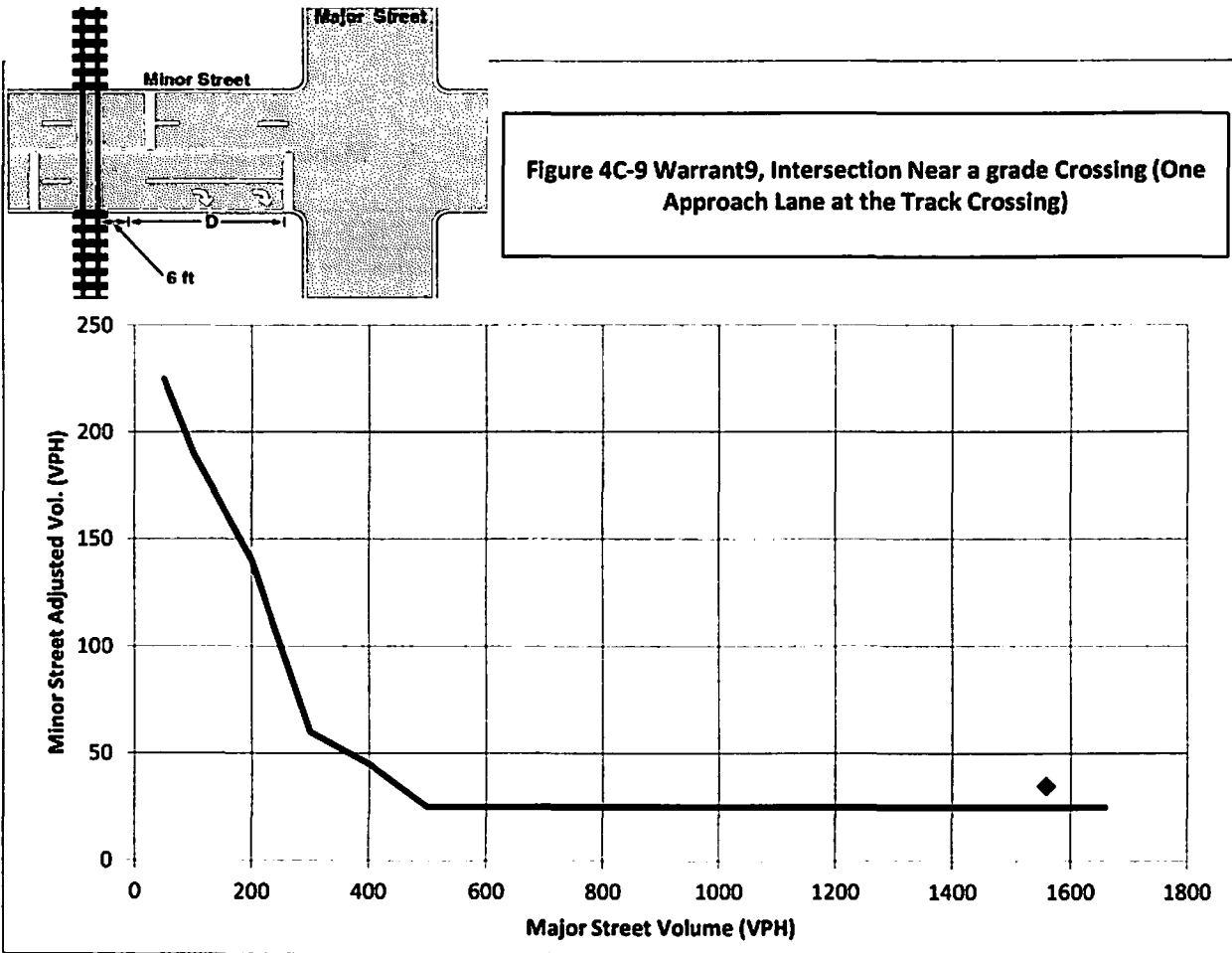


Figure 4C-9 Warrant9, Intersection Near a grade Crossing (One Approach Lane at the Track Crossing)

Conclusions/Comments:

Updated: 2/18/2016

Hourly Volume Data																						
One Hour Time Period	From North (SB)					From East (WB)					From South (NB)					From West (EB)					Total Vehicle Volume	
	Right	Thru	Left	U-Tn	Total	Right	Thru	Left	U-Tn	Total	Right	Thru	Left	U-Tn	Total	Right	Thru	Left	U-Tn	Total		
AM	6:00	14	0	8	0	22	59	384	0	0	443	0	0	0	0	0	0	281	75	0	356	821
	7:00	21	0	40	0	61	53	561	0	0	614	0	0	0	0	0	0	520	62	0	582	1257
	8:00	18	0	15	0	33	36	455	0	0	491	0	0	0	0	0	0	378	34	0	412	936
	9:00	22	0	19	0	41	22	401	0	0	423	0	0	0	0	0	0	380	20	0	400	864
MID	10:00	12	0	16	0	28	22	507	0	0	529	0	0	0	0	0	0	441	12	0	453	1010
	11:00	29	0	33	0	62	21	520	0	0	541	0	0	0	0	0	0	541	23	0	564	1167
	12:00	35	0	37	0	72	47	621	0	0	668	0	0	0	0	0	0	630	35	0	665	1405
	13:00	15	0	22	0	37	46	660	0	0	706	0	0	0	0	0	0	537	23	0	560	1303
PM	14:00	41	0	38	0	79	37	562	0	0	599	0	0	0	0	0	0	647	27	0	674	1352
	15:00	46	0	61	0	107	15	703	0	0	718	0	0	0	0	0	0	745	10	0	755	1580
	16:00	63	0	43	0	106	22	740	0	0	762	0	0	0	0	0	0	784	12	0	796	1664
	17:00	27	0	23	0	50	15	615	0	0	630	0	0	0	0	0	0	746	16	0	762	1442
	18:00	14	0	15	0	29	13	425	0	0	438	0	0	0	0	0	0	541	14	0	555	1022
	19:00	0	0	0	0	0	0	0	0	0	0	0	0	0	0	0	0	0	0	0	0	0
	20:00	0	0	0	0	0	0	0	0	0	0	0	0	0	0	0	0	0	0	0	0	0
	21:00	0	0	0	0	0	0	0	0	0	0	0	0	0	0	0	0	0	0	0	0	0
Totals		357	0	370	0	727	408	7154	0	0	7562	0	0	0	0	0	0	7171	363	0	7534	15823

Note: Copy volume data and paste into cells using paste special -> values
 Note: U-Turns are counted as Left Turns in the Volume Totals

Please Select the Major Road:

Major Road Left Turn as Minor Approach?

% Right Turns Included (Default 0%)

From North (SB)	100%
From East (WB)	50%
From South (NB)	0%
From West (EB)	0%

Major Road Volume Totals:				
East/West				
Right	Thru	Left	T+LT	Total
30	665	75	740	770
27	1081	62	1143	1170
18	833	34	867	885
11	781	20	801	812
11	948	12	960	971
11	1061	23	1084	1095
24	1251	35	1286	1310
23	1197	23	1220	1243
19	1209	27	1236	1255
8	1448	10	1458	1466
11	1524	12	1536	1547
8	1361	16	1377	1385
7	966	14	980	987
0	0	0	0	0
0	0	0	0	0
0	0	0	0	0
204	14325	363	14688	14892

Minor Road Highest Volume:				
North/South				
Right	Thru	Left	T+LT	Total
14	0	8	8	22
21	0	40	40	61
18	0	15	15	33
22	0	19	19	41
12	0	16	16	28
29	0	33	33	62
35	0	37	37	72
15	0	22	22	37
41	0	38	38	79
46	0	61	61	107
63	0	43	43	106
27	0	23	23	50
14	0	15	15	29
0	0	0	0	0
0	0	0	0	0
0	0	0	0	0
357	0	370	370	727

Appendix D
Crash Modification Factors Clearinghouse

Accident Modification Factors for Traffic Engineering and ITS Improvements



CMF / CRF Details

CMF ID: 328

Install a traffic signal

Description:

Prior Condition: *No Prior Condition(s)*

Category: Intersection traffic control

Study: [Accident Modification Factors for Traffic Engineering and ITS Improvements, Harkey et al., 2008](#)

Star Quality Rating:



Crash Modification Factor (CMF)

Value: 1.58

Adjusted Standard Error: 0.17

Unadjusted Standard Error: 0.14

Crash Reduction Factor (CRF)

Value:	-58 (This value indicates an increase in crashes)
Adjusted Standard Error:	17
Unadjusted Standard Error:	14

Applicability

Crash Type:	Rear end
Crash Severity:	All
Roadway Types:	Not specified
Number of Lanes:	
Road Division Type:	
Speed Limit:	
Area Type:	Rural
Traffic Volume:	
Time of Day:	

If countermeasure is intersection-based

Intersection Type:	Roadway/roadway (not interchange related)
Intersection Geometry:	3-leg,4-leg
Traffic Control:	Stop-controlled
Major Road Traffic Volume:	

**Minor Road Traffic
Volume:**

Development Details

**Date Range of Data
Used:**

Municipality:

State:

Country:

**Type of Methodology
Used:**

Before/after using empirical Bayes or full Bayes

Sample Size Used:

Other Details

**Included in Highway
Safety Manual?**

Yes. HSM lists this CMF in italics font to indicate that it has a lower reliability than bold font CMFs since it has an adjusted standard error of 0.2 to 0.3.

**Date Added to
Clearinghouse:**

Comments:

Countermeasure name has been slightly modified for consistency across Clearinghouse

This site is funded by the U.S. Department of Transportation Federal Highway Administration and maintained by the University of North Carolina Highway Safety Research Center

The information contained in the Crash Modification Factors (CMF) Clearinghouse is disseminated under the sponsorship of the U.S. Department of Transportation in the

interest of information exchange. The U.S. Government assumes no liability for the use of the information contained in the CMF Clearinghouse. The information contained in the CMF Clearinghouse does not constitute a standard, specification, or regulation, nor is it a substitute for sound engineering judgment.

VII

R. C. No. _____ - 16 - 17. By LAW AND LICENSING. February 20, 2017.

Your Committee to whom was referred, pursuant to R. O. No. 200-16-17 by the City Clerk, submitting license applications for the period ending December 31, 2017, June 30, 2017 and June 30, 2018; recommends that the following licenses be granted:

TAXICAB DRIVER'S LICENSE (NEW) (December 31, 2017)

<u>No.</u>	<u>Name</u>	<u>Address</u>
1639	Aguirre, Victor Montes	1301 S. 7 th St.
8546	Frei, Dorris M.	1320 S. 16 th St.

Consent

Committee

I HEREBY CERTIFY that the foregoing Committee Report was duly accepted and adopted by the Common Council of the City of Sheboygan, Wisconsin, on the _____ day of _____, 20____.

Dated _____ 20____. _____, City Clerk

Approved _____ 20____. _____, Mayor

IV

VII

R. C. No. - 16 - 17. By LAW AND LICENSING. February 20, 2017.

Your Committee to whom was referred, pursuant to R. O. No. 223-16-17 by the City Clerk, submitting license applications for the period ending December 31, 2017, June 30, 2017 and June 30, 2018; recommends that the following licenses be granted with various caveats:

"CLASS B" LIQUOR LICENSE (June 30, 2017)

<u>No.</u>	<u>Name</u>	<u>Address</u>
3239	Kevin's Supper Club	4604 S. Business Dr.

SIDEWALK CAFE LICENSE (April 14, 2018)

<u>No.</u>	<u>Name</u>	<u>Address</u>
3235	Harvest Café	502 S. 8 th St.

Consent

BEVERAGE OPERATOR'S LICENSE (June 30, 2018)

<u>No.</u>	<u>Name</u>	<u>Address</u>
1030	Bertelsen, Kaitlyn A.	1224 N. 27 th St.
1015	Busch, Jeffrey M. (Club)	428 St. Clair Ave., #4
1112	Ceron, Daniela	4405 Primrose Ct., #N202
1169	Falk, Courtney m.	1913 Humboldt Ave.
9767	Gahagan, Rachel M.	1226 N. 6 th St.
1269	Gamez, Donna L.	2013 Cooper Ave.
1653	Kraus, David V.	2408 Weeden Creek Rd.
1286	Lesko, Austin J.	8 Dakota Trl.
*1245	Little, Elizabeth M.	2686 Georgia Ave.

***grant contingent on application being corrected and with a warning to include all violations on future applications**

1648	Lynch, Matthew C.	1012 Falls Parc Dr., #16, Sheb. Falls
*1062	Newton, Kimberleigh M.	1058 Weeden Creek Rd.

***grant contingent on application being corrected and with a warning to include all violations on future applications**

1073	O'Brien, Sean M.	2621 N. 31 st St.
1115	Riley, Christine L.	3522 Highcliff Cir.
8500	Roberts, Lisa M.	514C South Pier Dr.
6350	Steinberg, Scott L.	724 Broughton Dr.
1036	Van Zeeland, Timothy J.	2336 N. 13 th St.
1211	Winterberg, Kyle J.	809 Chicago St., Sheb. Falls

TAXICAB DRIVER'S LICENSE (December 31, 2017)

IV

No. Name

Address

1292 Kernen, Thomas E.
1008 Montes, Rosalinda

3204 Mill Rd.
626 Superior Ave.

Committee

I HEREBY CERTIFY that the foregoing Committee Report was duly accepted and adopted by the Common Council of the City of Sheboygan, Wisconsin, on the _____ day of _____, 20____.

Dated _____ 20____. _____, City Clerk

Approved _____ 20____. _____, Mayor

VIII

R. C. No. - 16 - 17. By PUBLIC PROTECTION AND SAFETY. February 20, 2017.

Your Committee to whom was referred Res. No. 182-16-17 by Alderperson Thiel accepting a donation for support of the K-9 Unit of the Sheboygan Police Department; recommends that the Resolution be passed.

Consent

Committee

I HEREBY CERTIFY that the foregoing Committee Report was duly accepted and adopted by the Common Council of the City of Sheboygan, Wisconsin, on the _____ day of _____, 20____.

Dated _____ 20____. _____, City Clerk

Approved _____ 20____. _____, Mayor

IIIIV

III

4.2


Res. No. 182- 16 - 17. By Alderperson Thiel. February 6, 2017.

A RESOLUTION accepting a donation for support of the K-9 Unit of the Sheboygan Police Department.

WHEREAS, the City has received an offer for a contribution of \$5,000.00 from PetSmart Charities to support the Sheboygan Police Department's K-9 Unit; and

WHEREAS, the Police Department wishes to accept the contribution to continue the efforts to keep drugs out of the City.

NOW, THEREFORE, BE IT RESOLVED: That the donation be accepted for the specific purpose of supporting the K-9 Unit of the Sheboygan Police Department.



PPS approve.

I HEREBY CERTIFY that the foregoing Resolution was duly passed by the Common Council of the City of Sheboygan, Wisconsin, on the _____ day of _____, 20____.

Dated _____ 20____. _____, City Clerk

Approved _____ 20____. _____, Mayor

III

VIII

R. C. No. _____ - 16 - 17. By PUBLIC WORKS. February 20, 2017.

Your Committee to whom was referred Res. No. 183-16-17 by Alderperson Belanger authorizing the appropriate City Officials to enter into an intergovernmental cooperative agreement for the City of Sheboygan to maintain the Taylor Drive Multi-Purpose Trail; recommends that the Resolution be passed.

Consent

Committee

I HEREBY CERTIFY that the foregoing Committee Report was duly accepted and adopted by the Common Council of the City of Sheboygan, Wisconsin, on the _____ day of _____, 20____.

Dated _____ 20____. _____, City Clerk

Approved _____ 20____. _____, Mayor

IIIIV

III

4.3

Res. No. 183 - 16 - 17. By Alderperson Belanger. February 6, 2017.

A RESOLUTION authorizing the appropriate City Officials to enter into an intergovernmental cooperative agreement for the City of Sheboygan to maintain the Taylor Drive Multi-Purpose Trail.

WHEREAS: the parties to the Agreement are the CITY OF SHEBOYGAN (City), a municipal corporation with offices at 828 Center Avenue, Sheboygan, Wisconsin 53081, and the SHEBOYGAN COUNTY (County), a Wisconsin governmental body corporate, organized pursuant to Wis. Stat. § 59.01, having its principal offices at 508 New York Avenue, Sheboygan, Wisconsin 53081.

WHEREAS: the City and County have collaborated on applying for and receiving grant money for the acquisition and construction of a multi-purpose bicycle and pedestrian trail ("the Trail") adjacent to Taylor Drive in the Town and City of Sheboygan from Crocker Avenue north to Taylor Park. This Agreement is intended to establish a division of responsibilities between the City and County in the operation and maintenance of the Trail.


WHEREAS: the costs for the initial purchase, construction, conversion, and signage of the Trail will be borne by County and the City shall be financially responsible for the costs of all subsequent long-term and short-term maintenance and repair of the Trail.

WHEREAS: this agreement constitutes the entire understanding between the parties relating to their relationship and supersedes all prior understandings, oral agreements, negotiations, representations, and agreements relating to the same subject matter.

*Pub. Works.
Approve*

RESOLVED: that the City will be deemed the "lead agency" for purposes of administering this Agreement. City shall confer and consult with County on the protocols that it will be utilizing in administering the Trail.

BE IT FURTHER RESOLVED: this resolution authorizes the appropriate City Officials to enter into an intergovernmental cooperative agreement for the City of Sheboygan to maintain the Taylor Drive Multi-Purpose Trail.



I HEREBY CERTIFY that the foregoing Resolution was duly passed by the Common Council of the City of Sheboygan, Wisconsin, on the _____ day of _____, 20____.

Dated _____ 20____. _____, City Clerk

Approved _____ 20____. _____, Mayor

MULTIPURPOSE TRAIL
INTERGOVERNMENTAL COOPERATIVE AGREEMENT
(Taylor Drive Trail)

1. **PARTIES.** The parties to the Agreement are the **CITY OF SHEBOYGAN** (City), a municipal corporation with offices at 828 Center Avenue, Sheboygan, Wisconsin 53081, and **SHEBOYGAN COUNTY** (County), a Wisconsin governmental body corporate, organized pursuant to Wis. Stat. § 59.01, having its principal offices at 508 New York Avenue, Sheboygan, Wisconsin 53081.

2. **PURPOSE.** City and County have collaborated on applying for and receiving grant money for the acquisition and construction of a multipurpose bicycle and pedestrian trail ("the Trail") adjacent to Taylor Drive in the Town and City of Sheboygan from Crocker Avenue north to Taylor Park. This Agreement is intended to establish a division of responsibilities between the City and County in the operation and maintenance of the Trail.

3. **EFFECTIVE DATE; TERM; TERMINATION.**

A. **Effective Date.** This Agreement shall become effective on the last date of the required signatures at the end of this document.

B. **Initial Term; Renewals.** The initial term of this Agreement shall extend through December 31, 2025. This Agreement shall automatically renew for additional ten- (10-) year terms unless either party provides the other with written notice of intent to non-renew at least twelve (12) months prior to the end of the initial term and at least twelve (12) months prior to the end of each renewal term thereafter.

C. **Termination – Cause Not Necessary.** During the initial term, this Agreement may not be terminated by either party except for cause. After the initial term, the Agreement may be terminated by either party for any reason by written notice of termination provided to the other party not later than two (2) years before the termination becomes effective.

D. **Termination for Cause.** Either party may terminate this Agreement at any time during the initial term or a renewal thereof in the event of a material default by the other party which default is not cured within two hundred forty (240) days after defaulting party's receipt of written notice of such default. If the defaulting party is proceeding in good faith with due diligence to cure such default but is unable to do so within two hundred forty (240) days, the cure period shall be extended as reasonably necessary.

E. **Other Termination.** This Agreement is premised on an expectation that the parties will enter into a similar agreement relating to another trail to be known as the "Southside Utility Corridor Trail," except that in that agreement, the responsibilities generally listed for the City in Paragraph 6 herein will be undertaken by County. In the event that the parties do not come to such similar agreement, either party, upon thirty (30) days' notice, may declare this Agreement null and void.

4. AUTHORITY. This Agreement is entered into between the parties pursuant to Wis. Stat. § 66.0301, authorizing intergovernmental cooperation. Both parties represent that their respective governing bodies have authorized the entry into this Agreement.

5. RESPONSIBILITIES OF COUNTY.

A. County shall be responsible for designing the Trail and arranging for its initial construction, including paving, drainage, signage, and lighting.

B. County shall be responsible for arranging any necessary agreements with adjacent neighbors outside of normal maintenance agreements.

C. County shall give to City any easements or rights-of-way over County-owned lands as may be necessary to use the Trail for such waterlines, storm sewer, and other utilities as City may need, provided such use does not interfere with Trail use which is permanent, notwithstanding termination or nonrenewal of the Agreement under Paragraph 3, above.

6. RESPONSIBILITIES OF CITY.

A. City shall be responsible for long-term maintenance and repair of the Trail.

B. City shall maintain liability and property insurance as it deems necessary and appropriate.

C. City shall be responsible for replacing old signs.

D. City shall be responsible for the cost of any replacement lighting.

E. City shall give to County easement rights or rights-of-way as over City-owned lands as may be necessary to use the trail in a manner which is permanent notwithstanding nonrenewal of the Agreement under Paragraph 3.

F. City shall provide such patrol of the Trail as the parties may agree to be necessary to identify hazards, impediments, damaged or removed signs, etc.

G. City shall provide such day-to-day maintenance and grooming, including snow removal and grass cutting, as may be necessary and appropriate.

H. City shall integrate the Trail into City's other park and trail facilities.

I. City shall adopt such ordinances as are necessary to regulate the Trail consistent with its ordinances regulating its other trails within the City.

J. City shall amend its zoning codes as may be necessary to allow the use of the Trail.

7. ALLOCATION OF COSTS.

A. Initial Purchase and Conversion. The costs for the initial purchase, construction, conversion, and signage of the Trail will be borne by County through the use of County property, tax revenues, and grant money.

B. Annual Ongoing Maintenance Costs. City shall be financially responsible for the costs of all subsequent long-term and short-term maintenance and repair of the Trail.

C. Day-to-day Maintenance and Repairs. City shall be financially responsible for the patrol and maintenance as provided under Paragraph 6, above.

D. Utility Bills. City shall be financially responsible for any electric or other utility bills arising from the Trail infrastructure.

E. Additional Service Costs. Both parties may enter into additional agreements for other services which are not a part of this Agreement. Each party shall individually be responsible for the costs associated with such additional agreements.

8. ADMINISTRATION. City shall be deemed the "lead agency" for purposes of administering this Agreement. City shall confer and consult with County on the protocols that it will be utilizing in administering the Trail.

9. TITLE TO PROPERTY. In the event that this Agreement expires or is otherwise terminated without cause after the initial term, any property rights related to tangible or intangible assets acquired by either party pursuant to this Agreement shall be retained by said party, and any ongoing maintenance shall accrue to City.

10. RESOLUTION OF DISPUTES; CHOICE OF LAW; VENUE. City and County agree to act promptly and amicably to resolve any disputes that may arise. Each party agrees that the existence of a dispute notwithstanding, it will continue without delay to carry out all of its responsibilities under this Agreement in the accomplishment of all non-disputed work. The laws of the State of Wisconsin shall govern this Agreement. The parties may agree to submit unresolved disputes to arbitration. Any litigation between the parties shall be venued in the Circuit Court of Sheboygan County, except to the extent that the state Circuit Court does not have jurisdiction over a matter in dispute.

11. LIABILITY FOR CERTAIN DAMAGES. Neither party shall be liable to the other for any incidental, consequential, indirect, or special damages arising or resulting from any delay, omission, or error in the electronic transmission or receipt of any data pursuant to this Agreement. Neither party shall be liable to the other for any failure to perform its obligations where such failure results from cause beyond such party's reasonable control.

12. HOLD HARMLESS; INDEMNIFICATION. Each party shall defend, hold harmless, and indemnify the other against any and all claims, liabilities, damages,

judgments, causes of action, costs, loss, and expense including reasonable attorneys' fees imposed upon or incurred by the other party arising from or related to the negligent or intentionally tortuous acts or omissions of the indemnifying party's officers, employees, or agents in performing the services pursuant to the Agreement. Each party shall promptly notify the other of any claim arising under this provision, and each party shall fully cooperate with the other in the investigation, resolution, and defense of such claim. This Agreement does not waive any governmental or sovereign immunity. Both parties retain all applicable governmental immunities, defenses, and statutory limitations available, including Wis. Stat. § 893.80, 895.52, and 345.05.

13. SEVERABILITY. If any provision in this Agreement is determined to be void and unenforceable for any reason, the remaining provisions shall remain in full force and effect unless the removal of the severed provision would substantially impair the ability of either party to perform the essential purpose of this Agreement.

14. ENTIRE AGREEMENT. This Agreement constitutes the entire understanding between the parties relating to their relationship and supersedes all prior understandings, oral agreements, negotiations, representations, and agreements relating to the same subject matter.

Approved by the parties by the following authorized representatives:

CITY OF SHEBOYGAN

By: _____
Michael J. Vandersteen Date Signed _____

By: _____
Susan Richards Date Signed _____

SHEBOYGAN COUNTY

By: _____
Aaron Brault Date Signed _____

By: _____
Adam N. Payne Date Signed _____

MULTIPURPOSE TRAIL
INTERGOVERNMENTAL COOPERATIVE AGREEMENT
(Taylor Drive Trail)

1. **PARTIES.** The parties to the Agreement are the **CITY OF SHEBOYGAN** (City), a municipal corporation with offices at 828 Center Avenue, Sheboygan, Wisconsin 53081, and **SHEBOYGAN COUNTY** (County), a Wisconsin governmental body corporate, organized pursuant to Wis. Stat. § 59.01, having its principal offices at 508 New York Avenue, Sheboygan, Wisconsin 53081.

2. **PURPOSE.** City and County have collaborated on applying for and receiving grant money for the acquisition and construction of a multipurpose bicycle and pedestrian trail ("the Trail") adjacent to Taylor Drive in the Town and City of Sheboygan from Crocker Avenue north to Taylor Park. This Agreement is intended to establish a division of responsibilities between the City and County in the operation and maintenance of the Trail.

3. **EFFECTIVE DATE; TERM; TERMINATION.**

A. **Effective Date.** This Agreement shall become effective on the last date of the required signatures at the end of this document.

B. **Initial Term; Renewals.** The initial term of this Agreement shall extend through December 31, 2025. This Agreement shall automatically renew for additional ten- (10-) year terms unless either party provides the other with written notice of intent to non-renew at least twelve (12) months prior to the end of the initial term and at least twelve (12) months prior to the end of each renewal term thereafter.

C. **Termination – Cause Not Necessary.** During the initial term, this Agreement may not be terminated by either party except for cause. After the initial term, the Agreement may be terminated by either party for any reason by written notice of termination provided to the other party not later than two (2) years before the termination becomes effective.

D. **Termination for Cause.** Either party may terminate this Agreement at any time during the initial term or a renewal thereof in the event of a material default by the other party which default is not cured within two hundred forty (240) days after defaulting party's receipt of written notice of such default. If the defaulting party is proceeding in good faith with due diligence to cure such default but is unable to do so within two hundred forty (240) days, the cure period shall be extended as reasonably necessary.

E. **Other Termination.** This Agreement is premised on an expectation that the parties will enter into a similar agreement relating to another trail to be known as the "Southside Utility Corridor Trail," except that in that agreement, the responsibilities generally listed for the City in Paragraph 6 herein will be undertaken by County. In the event that the parties do not come to such similar agreement, either party, upon thirty (30) days' notice, may declare this Agreement null and void.

4. AUTHORITY. This Agreement is entered into between the parties pursuant to Wis. Stat. § 66.0301, authorizing intergovernmental cooperation. Both parties represent that their respective governing bodies have authorized the entry into this Agreement.

5. RESPONSIBILITIES OF COUNTY.

A. County shall be responsible for designing the Trail and arranging for its initial construction, including paving, drainage, signage, and lighting.

B. County shall be responsible for arranging any necessary agreements with adjacent neighbors outside of normal maintenance agreements.

C. County shall give to City any easements or rights-of-way over County-owned lands as may be necessary to use the Trail for such waterlines, storm sewer, and other utilities as City may need, provided such use does not interfere with Trail use which is permanent, notwithstanding termination or nonrenewal of the Agreement under Paragraph 3, above.

6. RESPONSIBILITIES OF CITY.

A. City shall be responsible for long-term maintenance and repair of the Trail.

B. City shall maintain liability and property insurance as it deems necessary and appropriate.

C. City shall be responsible for replacing old signs.

D. City shall be responsible for the cost of any replacement lighting.

E. City shall give to County easement rights or rights-of-way as over City-owned lands as may be necessary to use the trail in a manner which is permanent notwithstanding nonrenewal of the Agreement under Paragraph 3.

F. City shall provide such patrol of the Trail as the parties may agree to be necessary to identify hazards, impediments, damaged or removed signs, etc.

G. City shall provide such day-to-day maintenance and grooming, including snow removal and grass cutting, as may be necessary and appropriate.

H. City shall integrate the Trail into City's other park and trail facilities.

I. City shall adopt such ordinances as are necessary to regulate the Trail consistent with its ordinances regulating its other trails within the City.

J. City shall amend its zoning codes as may be necessary to allow the use of the Trail.

7. ALLOCATION OF COSTS.

A. Initial Purchase and Conversion. The costs for the initial purchase, construction, conversion, and signage of the Trail will be borne by County through the use of County property, tax revenues, and grant money.

B. Annual Ongoing Maintenance Costs. City shall be financially responsible for the costs of all subsequent long-term and short-term maintenance and repair of the Trail.

C. Day-to-day Maintenance and Repairs. City shall be financially responsible for the patrol and maintenance as provided under Paragraph 6, above.

D. Utility Bills. City shall be financially responsible for any electric or other utility bills arising from the Trail infrastructure.

E. Additional Service Costs. Both parties may enter into additional agreements for other services which are not a part of this Agreement. Each party shall individually be responsible for the costs associated with such additional agreements.

8. ADMINISTRATION. City shall be deemed the "lead agency" for purposes of administering this Agreement. City shall confer and consult with County on the protocols that it will be utilizing in administering the Trail.

9. TITLE TO PROPERTY. In the event that this Agreement expires or is otherwise terminated without cause after the initial term, any property rights related to tangible or intangible assets acquired by either party pursuant to this Agreement shall be retained by said party, and any ongoing maintenance shall accrue to City.

10. RESOLUTION OF DISPUTES; CHOICE OF LAW; VENUE. City and County agree to act promptly and amicably to resolve any disputes that may arise. Each party agrees that the existence of a dispute notwithstanding, it will continue without delay to carry out all of its responsibilities under this Agreement in the accomplishment of all non-disputed work. The laws of the State of Wisconsin shall govern this Agreement. The parties may agree to submit unresolved disputes to arbitration. Any litigation between the parties shall be venued in the Circuit Court of Sheboygan County, except to the extent that the state Circuit Court does not have jurisdiction over a matter in dispute.

11. LIABILITY FOR CERTAIN DAMAGES. Neither party shall be liable to the other for any incidental, consequential, indirect, or special damages arising or resulting from any delay, omission, or error in the electronic transmission or receipt of any data pursuant to this Agreement. Neither party shall be liable to the other for any failure to perform its obligations where such failure results from cause beyond such party's reasonable control.

12. HOLD HARMLESS; INDEMNIFICATION. Each party shall defend, hold harmless, and indemnify the other against any and all claims, liabilities, damages,

judgments, causes of action, costs, loss, and expense including reasonable attorneys' fees imposed upon or incurred by the other party arising from or related to the negligent or intentionally tortuous acts or omissions of the indemnifying party's officers, employees, or agents in performing the services pursuant to the Agreement. Each party shall promptly notify the other of any claim arising under this provision, and each party shall fully cooperate with the other in the investigation, resolution, and defense of such claim. This Agreement does not waive any governmental or sovereign immunity. Both parties retain all applicable governmental immunities, defenses, and statutory limitations available, including Wis. Stat. § 893.80, 895.52, and 345.05.

13. SEVERABILITY. If any provision in this Agreement is determined to be void and unenforceable for any reason, the remaining provisions shall remain in full force and effect unless the removal of the severed provision would substantially impair the ability of either party to perform the essential purpose of this Agreement.

14. ENTIRE AGREEMENT. This Agreement constitutes the entire understanding between the parties relating to their relationship and supersedes all prior understandings, oral agreements, negotiations, representations, and agreements relating to the same subject matter.

Approved by the parties by the following authorized representatives:

CITY OF SHEBOYGAN


By: 
Michael J. Vandersteen

3-22-17
Date Signed


By: 
Susan Richards

3-22-17
Date Signed

SHEBOYGAN COUNTY

By: 
Aaron Brault

3-14-17
Date Signed

By: 
Adam N. Payne

3/14/17
Date Signed

VIII

R. C. No. _____ - 16 - 17. By PUBLIC WORKS. February 20, 2017.

Your Committee to whom was referred Res. No. 184-16-17 by Alderperson Belanger authorizing the Purchasing Agent to enter into contract with Wolter Group LLC dba Wisconsin Lift Truck for the purchase of one (1) 2017 Model Doosan G30P3-5 6000# Capacity LP-Gas powered lift truck for use at the Municipal Service Building; recommends that the Resolution be passed.

Consent

_____ Committee

I HEREBY CERTIFY that the foregoing Committee Report was duly accepted and adopted by the Common Council of the City of Sheboygan, Wisconsin, on the _____ day of _____, 20____.

Dated _____ 20____. _____, City Clerk

Approved _____ 20____. _____, Mayor

IIIIV

III

4.4

Res. No. 184 - 16 - 17. By Alderperson Belanger. February 6, 2017.

A RESOLUTION authorizing the Purchasing Agent to enter into contract with Wolter Group LLC dba Wisconsin Lift Truck for the purchase of one (1) 2017 Model Doosan G30P3-5 6000# Capacity LP-Gas powered lift truck for use at the Municipal Service Building.

WHEREAS: Doosan Forklifts are included in a national contract with the National Joint Powers Alliance (NJPA) and Doosan is the brand of forklift already in use at the Municipal Service Building

RESOLVED: That the Purchasing Agent is hereby authorized to execute a Purchase order in the amount of \$ 29,315.00 in accordance with the NJPA Contract Pricing and that the need for competitive bidding is hereby waived for this purchase.

BE IT FURTHER RESOLVED: That the appropriate City officials are authorized to draw the funds from Account# 70136100-641200 to complete the purchase.

*Pub Works
approve.*

John Berg

I HEREBY CERTIFY that the foregoing Resolution was duly passed by the Common Council of the City of Sheboygan, Wisconsin, on the _____ day of _____, 20____.

Dated _____ 20____. _____, City Clerk

Approved _____ 20____. _____, Mayor

VIII

R. C. No. _____ - 16 - 17. By PUBLIC WORKS. February 20, 2017.

Your Committee to whom was referred Res. No. 185-16-17 by Alderperson Belanger authorizing the Purchasing Agent to enter into contract for the purchase of (4) Pickup trucks from Sheboygan Chevrolet Cadillac for the Department of Public Works Motor Vehicle Division; recommends that the Resolution be passed.

Consent

_____ Committee

I HEREBY CERTIFY that the foregoing Committee Report was duly accepted and adopted by the Common Council of the City of Sheboygan, Wisconsin, on the _____ day of _____, 20____.

Dated _____ 20____, _____, City Clerk

Approved _____ 20____, _____, Mayor

114

III

4.5

Res. No. 185 - 16 - 17. By Alderperson Belanger. February 6, 2017.

A RESOLUTION authorizing the Purchasing Agent to enter into contract for the purchase of (4) Pickup trucks from Sheboygan Chevrolet Cadillac for the Department of Public Works Motor Vehicle Division

WHEREAS: The Sheboygan Dept. of Public Works is in need of and has planned for the replacement of four pickup trucks in various configurations and has included the expenditure in its 2017 budget and;

WHEREAS: The Purchasing Agent issued a request for bids for a these (4) vehicles with vehicle use specifications to assure each vehicle fits the current and future needs of the Department and;

WHEREAS: Following a review of the bids received, the low bid was submitted by Sheboygan Chevrolet for the four trucks and has been determined to meet all of the necessary specifications.

RESOLVED: That the Purchasing Agent is hereby authorized to enter into contract with Sheboygan Chevrolet in the amount of \$113,853.00 including license and title fees. The trucks to be replaced which are not able to be re-used for other operations will be sold at auction following receipt of the new vehicles.

BE IT FURTHER RESOLVED: That the appropriate City Officials are hereby authorized to draw orders on Account # 70136100-641100 in payment of same.

*Substitutes
Approved*

John B...

I HEREBY CERTIFY that the foregoing Resolution was duly passed by the Common Council of the City of Sheboygan, Wisconsin, on the _____ day of _____, 20____.

Dated _____ 20____. _____, City Clerk

Approved _____ 20____. _____, Mayor

VIII

R. C. No. _____ - 16 - 17. By PUBLIC WORKS. February 20, 2017.

Your Committee to whom was referred Res. No. 186-16-17 by Alderperson Belanger authorizing the Purchasing Agent to enter into contract for the purchase of a Boom Style Flail Mower attachment for the City of Sheboygan Parks Department; recommends that the Resolution be passed.

Consent

Committee

I HEREBY CERTIFY that the foregoing Committee Report was duly accepted and adopted by the Common Council of the City of Sheboygan, Wisconsin, on the _____ day of _____, 20____.

Dated _____ 20____. _____, City Clerk

Approved _____ 20____. _____, Mayor

1111

III

4.6

Res. No. 186 - 16 - 17. By Alderperson Belanger. February 6, 2017.

A RESOLUTION authorizing the Purchasing Agent to enter into contract for the purchase of a Boom Style Flail Mower attachment for the City of Sheboygan Parks Department.

WHEREAS: The City of Sheboygan Parks Department is responsible for maintaining the landscape in many city owned Parks and other facilities and;

WHEREAS: There are a number of areas where access by a conventional style of flail mower is quite limited or even impossible to access and;

WHEREAS: The Parks Dept. has an all-wheel drive tractor/tool carrier whose manufacturer offers a "boom flail mower" attachment which has the capability to maintain the areas not accessible by other equipment and;

WHEREAS: The manufacturer is contracted with the National Joint Powers Alliance including the desired attachment, thus eliminating the necessity of competitive bidding

RESOLVED: That the Purchasing Agent is hereby authorized to enter into contract with Bruce Municipal Equipment of Menomonee Falls, WI for the purchase of one Trackless Brand Boom Flail Mower attachment, including Freight at a cost of \$ 29,950.00

BE IT FURTHER RESOLVED: That the appropriate City officials are authorized to draw on Account # 70136100-641200 in payment of same.

*Pub Works
approve*

John By

I HEREBY CERTIFY that the foregoing Resolution was duly passed by the Common Council of the City of Sheboygan, Wisconsin, on the _____ day of _____, 20__.

Dated _____ 20__ . _____, City Clerk

Approved _____ 20__ . _____, Mayor

VIII

R. C. No. _____ - 16 - 17. By PUBLIC WORKS. February 20, 2017.

Your Committee to whom was referred Res. No. 187-16-17 by Alderperson Belanger authorizing entering into a revised State/Municipal Agreement for design and construction for the STH 42 Calumet Drive Reconstruction from Main Avenue to N. 26th St. scheduled for 2017 construction; recommends that the Resolution be passed.

Consent

_____ Committee

I HEREBY CERTIFY that the foregoing Committee Report was duly accepted and adopted by the Common Council of the City of Sheboygan, Wisconsin, on the _____ day of _____, 20____.

Dated _____ 20____. _____, City Clerk

Approved _____ 20____. _____, Mayor

114

III

Other Matters

7.1

Res. No. 187 - 16 - 17. By Alderperson Belanger. February 6, 2017.

A RESOLUTION authorizing the appropriate City officials to enter into a revised State/Municipal Agreement (revised dated January 4, 2017), I.D. 4630-05-00/71 for design and construction for the STH 42 Calumet Drive Reconstruction from Main Avenue to N. 26 St. scheduled for 2017 construction.

RESOLVED: That the Mayor and City Clerk are hereby authorized and directed to enter into the State/Municipal Agreement with the Wisconsin Department of Transportation for the design and construction for the STH 42 Calumet Drive Reconstruction from Main Avenue to N. 26 St. for the proposed sum of \$4,083,193 of which the Federal/State share is \$3,563,246 and of which the City of Sheboygan's share is \$519,947.

BE IT FURTHER RESOLVED: That the appropriate City officials are hereby authorized to draw orders on the future capital improvements program for street improvements.

*Pub. Wks.
Approval*

John B. [Signature]

I HEREBY CERTIFY that the foregoing Resolution was duly passed by the Common Council of the City of Sheboygan, Wisconsin, on the _____ day of _____, 20____.

Dated _____ 20____. _____, City Clerk

Approved _____ 20____. _____, Mayor

III

VIII

R. C. No. - 16 - 17. By PUBLIC PROTECTION AND SAFETY. February 20, 2017.

Your Committee to whom was referred Res. No. 189-16-17 by Alderperson Thiel authorizing entering into contract for the purchase of (2) Full Size Pickup trucks and (1) compact pickup truck from Sheboygan Chevrolet Cadillac and (1) slide in tool body unit from Mory Inc. of Quebec, Canada for the Sheboygan Police Department; recommends that the Resolution be passed.

Consent

Committee

I HEREBY CERTIFY that the foregoing Committee Report was duly accepted and adopted by the Common Council of the City of Sheboygan, Wisconsin, on the _____ day of _____, 20____.

Dated _____ 20____. _____, City Clerk

Approved _____ 20____. _____, Mayor

III

III

Res. No. 189 - 16 - 17. By Alderperson Thiel. February 6, 2017.

A RESOLUTION authorizing the Purchasing Agent to enter into contract for the purchase of (2) Full Size Pickup trucks and (1) compact pickup truck from Sheboygan Chevrolet Cadillac and (1) slide in tool body unit from Mory Inc. of Quebec Canada for the Sheboygan Police Department.


WHEREAS: The Sheboygan Police Dept. has included in their 2017 budget the purchase of two full-size pickup trucks for the Fleet Mechanic and Communications and Electronics Technician and a compact pickup truck for use by the CSO/Parking Enforcement Officer and;

WHEREAS: The Purchasing Agent issued a request for bids for a these (3) vehicles with the low bid being received from Sheboygan Chevrolet Cadillac in the amount of \$ 88,984.50 as well as a quote for a fiberglass slide in tool body in the amount of \$ 8,379.88 to be purchased from Mory Inc. of Quebec Canada and:

RESOLVED: That the Purchasing Agent is hereby authorized to enter into contract with Sheboygan Chevrolet Cadillac of Sheboygan and Mory, Inc. of Quebec Canada. Finally, the vehicles to be replaced will be sold at auction following the receipt of the new vehicles.

BE IT FURTHER RESOLVED: That the appropriate City Officials are hereby authorized to draw funds in the amount of \$97,364.38 on Account # 40021140-641100 in payment of same.

*PP+S
approve*



I HEREBY CERTIFY that the foregoing Resolution was duly passed by the Common Council of the City of Sheboygan, Wisconsin, on the _____ day of _____, 20____.

Dated _____ 20____. _____, City Clerk

Approved _____ 20____. _____, Mayor

III

VIII

R. C. No. _____ - 16 - 17. By PUBLIC WORKS. February 20, 2017.

Your Committee to whom was referred Res. No. 190-16-17 by Alderperson Belanger authorizing entering into contract for the purchase of a Harper Dew-eze Slope Mower for the mowing of steep inclines for the Public Works Department; recommends that the Resolution be passed.

Consent

_____ Committee

I HEREBY CERTIFY that the foregoing Committee Report was duly accepted and adopted by the Common Council of the City of Sheboygan, Wisconsin, on the _____ day of _____, 20____.

Dated _____ 20____. _____, City Clerk

Approved _____ 20____. _____, Mayor

1111

III

Other Matters

7.4

Res. No. 190 - 16 - 17. By Alderperson Belanger. February 6, 2017.

A RESOLUTION authorizing the Purchasing Agent to enter into contract for the purchase of a Harper Dew-eze Slope Mower for the mowing of steep inclines for the Public Works Dept.

WHEREAS: The Sheboygan Parks Dept. maintains several parks which include steeply sloped lawns and has traditionally used a specialized piece of equipment for these areas.

WHEREAS: The Parks Department has trialed equipment currently available for this purpose and has determined that a current model of the same brand of mower is the best alternative for the work and have obtained a quote from the authorized dealer.

WHEREAS: because this is somewhat specialized equipment, the City requested a quote for the trade-in of the current 2006 machine and has determined that the trade-in offer is fair and reasonable and equal to or greater than what could be realized at auction.

RESOLVED: That the Purchasing Agent is hereby authorized to enter into contract with Serwe Municipal Implement Sales of Brownsville WI for the purchase of a 2017 model Harper Dew-eze 72" slope mower in in the amount of \$ 37,220.00 including trade-in of the current machine.

BE IT FURTHER RESOLVED: That the appropriate City Officials are hereby authorized to draw funds in the amount of \$37,220.00 on Account # 70136100-641200 in payment of same.

Public Works approve

John By

I HEREBY CERTIFY that the foregoing Resolution was duly passed by the Common Council of the City of Sheboygan, Wisconsin, on the _____ day of _____, 20____.

Dated _____ 20____. _____, City Clerk

Approved _____ 20____. _____, Mayor

II

R. O. No. - 16 - 17. By CITY PLAN COMMISSION. February 20, 2017.

Your Commission to whom was referred Gen. Ord. No. 41-16-17 by Alderpersons Donohue, Wolf, Thiel, Belanger, and Holzschuh for an ordinance repealing and recreating Section 15.915 of the City of Sheboygan Zoning Ordinance so as to remove the duties of the Housing Rehabilitation Loan Program from the Historic Preservation Commission; wishes to report this matter was discussed at the regular meeting of the City Plan Commission, February 14, 2017, and after due consideration, recommends approval of the General Ordinance.

See over

Director of Planning and Development

X

6.3

Gen. Ord. No. 41 - 16 - 17. By Alderpersons Donohue, Wolf, Thiel, Belanger and Holzschuh. February 6, 2017.

AN ORDINANCE repealing and recreating Section 15.915 of the City of Sheboygan Zoning Ordinance so as to remove the duties of the Housing Rehabilitation Loan Program from the Historic Preservation Commission.

THE COMMON COUNCIL OF THE CITY OF SHEBOYGAN DO ORDAIN AS FOLLOWS:

Section 1. Section 15.915 of the City of Sheboygan Zoning Ordinance entitled "Historic Preservation Regulations and Housing Rehabilitation Loan Program" is hereby amended to read as follows:

"Section 15.915 Historic Preservation Regulations"

- (1) **Purpose and Intent:** It is hereby declared a matter of public policy that the protection, enhancement, perpetuation and use of improvements or sites of special character or special architectural or historic interest or value is a public necessity and is required in the interest of the health, prosperity, safety and welfare of the people. The purpose of this Section is to:
 - (a) Effect and accomplish the protection, enhancement and preservation of such improvements, sites and districts which represent or reflect elements of the City of Sheboygan's cultural, social, economic, political and architectural history.
 - (b) Safeguard the City of Sheboygan's historic, prehistoric and cultural heritage, as embodied and reflected in such historic structures, sites and districts.
 - (c) Stabilize and improve property values and enhance the visual and aesthetic character of the City of Sheboygan.
 - (d) Protect and enhance the City of Sheboygan's attractions to residents, tourists and visitors, and serve as a support and stimulus to business industry.

- (2) **Definitions:** The definitions shall be as follows:

City Plan
Strategic Fiscal
approve

- (a) **Certificate of Appropriateness** means the certificate issued by the Historic Preservation Commission approving alteration, rehabilitation, construction, reconstruction or demolition of a historic structure, historic site or any improvement in a historic district.
 - (b) **Commission** means the City of Sheboygan Historic Preservation Commission.
 - (c) **Historic district** is an area designated by the City Council on recommendation of the Commission that contains two or more historic improvements or sites.
 - (d) **Historic site** means any parcel of land of historic significance due to a substantial value in tracing the history or prehistory of man, or upon which a historic event has occurred, and which has been designated as a historic site under this section, or an improvement parcel, or part thereof, on which is situated a historic structure and any abutting improvement parcel, or part thereof, used as and constituting part of the premises on which the historic structure is situated.
 - (e) **Historic structure** means any improvement which has a special character or special historic interest or value as part of the development, heritage or cultural characteristics of the City of Sheboygan, state or nation and which has been designated as a historic structure pursuant to the provisions of this Section.
 - (f) **Improvement** means any building, structure, place, work of art or other object constituting a physical betterment of real property, or any part of such betterment, including streets, alleys, sidewalks, curbs, lighting fixtures, signs and the like.
- (3) **Historic Preservation Commission Composition:** A Historic Preservation Commission is hereby created, consisting of five (5) voting members. Of the membership, if available in the community, one shall be a registered architect; one shall be a historian; one shall be a licensed real estate broker; and two shall be citizen members. The Mayor shall appoint the commissioners subject to confirmation by the City Council. The term of each member shall be three years.

(4) **Historic Structure, Historic Site and Historic District Designation Criteria:**

(a) For purposes of this Section, a historic structure, historic site, or historic district designation may be placed on any site, natural or improved, including any building, improvement or structure located thereon, or any area of particular historic architectural, archeological or cultural significance to the City of Sheboygan such as historic structures, sites, or districts which:

1. Exemplify or reflect the broad cultural, political, economic or social history of the nation, state or community; or
2. Are identified with historic personages or with important events in national, state or local history; or
3. Embody the distinguishing characteristics of an architectural type or specimen inherently valuable for a study of a period, style, method of construction, or of indigenous materials or craftsmanship; or
4. Are representative of the notable work of a master builder, designer or architect who influenced his age; or
5. Have yielded, or may be likely to yield, information important to prehistory or history.

(b) The Commission may adopt specific operating guidelines for historic structure, historic site and historic district designation providing such are in conformance with the provisions of this Section.

(5) **Powers and Duties:**

(a) **Designation:** The Commission shall have the power subject to subsection 15.915(6), to designation historic structures and historic sites and to recommend designation of historic districts within the City of Sheboygan limits. Such designations shall be made based on subsection 15.915(4). Historic districts shall be approved by the City Council. Once designated, such

historic structures, sites and districts shall be subject to all the provisions of this Section.

(b) **Regulation of Construction, Reconstruction, Alteration, and Demolition:**

1. No owner or person in charge of a historic structure, historic site or structure within a historic district shall be issued a permit to reconstruct, alter or demolish all or any part of the exterior of such property or to construct any exterior improvement upon such designated property or properties or cause or permit any such work to be performed upon such property or demolish such property unless a Certificate of Appropriateness has been granted by the Commission. Also, unless such certificate has been granted by the Commission, the building inspector shall not issue a permit for any such work.
2. Upon filing of any application for a Certificate of Appropriateness with the Historic Preservation Commission, the Historic Preservation Commission shall approve the application unless:
 - a. In the case of a designated historic structure or historic site, the proposed work would detrimentally change, destroy or adversely affect any exterior feature of the improvements or site upon which said work is to be done;
 - b. In the case of the construction of a new improvement upon a historic site, or within a historic district, the exterior of such improvement would adversely affect or not harmonize with the external appearance of other neighboring improvements on such site or within the district;
 - c. In the case of any property located in a historic district, the proposed construction, reconstruction, exterior alteration or demolition does not conform to the purpose and intent of this Section and to the objectives and design criteria of the historic preservation plan for said district;

- d. The building or structure is of such architectural or historical significance that its demolition would be detrimental to the public interest and contrary to the general welfare of the people of the City of Sheboygan and State of Wisconsin;
 - e. In the case of a request for the demolition of a deteriorated building or structure, any economic hardship or difficulty claimed by the owner is self-created or is the result of any failure to maintain the property in good repair.
- 3. If the Commission determines that the application for a Certificate of Appropriateness and the proposed changes are consistent with the character and features of the property or district, it shall issue the Certificate of Appropriateness. The Commission shall make this decision within forty-five (45) days of the filing of the application.
 - 4. The issuance of a Certificate of Appropriateness shall not relieve the applicant from obtaining other permits and approvals required by the City of Sheboygan. A building permit or other municipal permit shall be invalid if it is obtained without the presentation of the Certificate of Appropriateness required for the proposed work.
 - 5. Ordinary maintenance and repairs may be undertaken without a Certificate of Appropriateness provided that the work involves repairs to existing features of a historic structure or site or the replacement of elements of a structure with pieces identical in appearance and provided that the work does not change the exterior appearance of the structure or site and does not require the issuance of a building permit.
- (c) **Appeals:** Should the Commission fail to issue a Certificate of Appropriateness due to the failure of the proposal to conform to the guidelines, the applicant may appeal such decision to the City Council within thirty (30) days. In addition, if the Commission fails to issue a Certificate of Appropriateness, the Commission shall,

with the cooperation of the applicant, work with the applicant in an attempt to obtain a Certificate of Appropriateness within the guidelines of this Section.

- (d) **Recognition of Historic Structures, Sites and Districts:**
At such time as a historic structure, site or district has been properly designated, the Commission, in cooperation with the property owner may cause to be prepared and erected on such property at City expense, a suitable plaque declaring that such property is a historic structure, site or district.

(6) **Procedures:**

- (a) **Designation of Historic Structures and Historic Sites:**

1. The Commission may, after notice and public hearing, designate of historic structures and historic sites or rescind such designation or recommendation, after application of the criteria in subsection 15.915(4). At least ten (10) days prior to such hearing, the Commission shall notify the owners of record, as listed in the office of the City of Sheboygan assessor, who are owners of property in whole or in part situated adjacent to the boundaries of the property affected.
2. The Commission shall then conduct such public hearing and, in addition to the notified persons, may hear expert witnesses and shall have the power to subpoena such witnesses and records as it deems necessary. The Commission may conduct an independent investigation into the proposed designation or rescission. Within ten (10) days after the close of the public hearing, the commission may designate the property as either a historic structure or historic site, or rescind the designation. After the designation or rescission has been made, notification shall be sent to the property owner or owners. Notification shall also be given to the City Clerk, Building Inspector, Plan Commission and City Assessor. The Commission shall cause the designation or rescission to be recorded, at the City of Sheboygan's expense, in the County Register of Deeds Office.

(b) **Creation of Historic District:**

1. For preservation purposes, the Commission shall select geographically defined areas within the City of Sheboygan to be designated as Historic Districts and shall, with the assistance of the City of Sheboygan Department of Community Development, prepare a historic preservation plan for each area. A Historic District may be designated for any geographic area of particular historic, architectural or cultural significance to the City of Sheboygan, after the application of the criteria in 15.915(4), above. Each historic preservation plan prepared for or by the Commission shall include a cultural and architectural analysis supporting the historic significance of the area, the specific guidelines for development, and a statement of preservation objectives.

2. **Review and Adoption Procedure:**

a. **Historic Preservation Commission:** The Commission shall hold a public hearing when considering the plan for a Historic District. Notice of the time, place and purpose of such hearing shall be given by publication as a Class 1 Notice under the Wisconsin Statutes in the official City paper. Notice of the time, place and purpose of the public hearing shall also be sent by the City Clerk to the 318 Alderperson of the Aldermanic District or Districts in which the Historic District is located, and the owners of record, as listed in the office of the City Assessor, who are owners of the property within the proposed Historic District or are situated in whole or in part adjacent to the boundaries of the proposed Historic District. Said notice is to be sent at least ten (10) days prior to the date of the public hearing. Following the public hearing, the Commission shall vote to recommend, reject or withhold action on the plan.

b. **The City Council:** The City Council, upon receipt of the recommendations from the Commission shall hold a public hearing, notice

to be given as notice in subsection 15.915(6)(b)2.a., above, and shall following the public hearing either designate or reject the Historic District. Designation of the Historic District shall constitute adoption of the plan prepared for that district and direct the implementation of said plan.

- (7) **Interim Control:** No building permit shall be issued by the Building Inspector for alteration, construction, demolition, or removal of a nominated historic structure, historic site, or any property or structure within a nominated historic district from the date of the meeting of the Commission at which a nomination form is first presented until the final disposition of the nomination by the Commission or the City Council unless such alteration, removal or demolition is authorized by formal resolution of the City Council as necessary for public health, welfare or safety. In no event shall the delay be for more than one hundred eighty (180) days.
- (8) **Penalties for Violations:** Any person or persons violating any provision of this Section shall be fined fifty dollars (\$50) for each separate violation. Each and every day during which a violation continues shall be deemed to be a separate offense. Notice of violations shall be issued by the Building Inspector.
- (9) **Separability:** If any provision of this Section or the application thereof to any person or circumstances is held invalid, the remainder of this Section and the application of such provisions to other persons or circumstances shall not be affected thereby.

Section 3. All ordinances or parts thereof in conflict with the provisions of this ordinance are hereby repealed to the extent of such conflict, and this ordinance shall be in effect from and after its passage and publication and as of April 18, 2017.

M. Lyne Howland

I HEREBY CERTIFY that the foregoing Ordinance was duly passed by the Common Council of the City of Sheboygan, Wisconsin, on the _____ day of _____, 20____.

Dated _____ 20____. _____, City Clerk

Approved _____ 20____. _____, Mayor

III

Res. No. _____ - 16 - 17. By Alderperson Wolf. February 20, 2017.

A RESOLUTION authorizing the Finance Director to enter into contract with Wisconsin Bank and Trust for a Corporate Card Program.

WHEREAS: Wisconsin Bank and Trust has provided banking services to the City of Sheboygan since 2013, and;

WHEREAS: the City has worked with Wisconsin Bank & Trust on a one-month anticipated spend, to maximize control, reduce expenses, and streamline administrative processes.

WHEREAS: Wisconsin Bank and Trust anticipates a \$600,000 credit limit based on a one month anticipated spend.

RESOLVED: That the Finance Director is hereby authorized to enter into contract with Wisconsin Bank and Trust for a Corporate Card Program with a credit limit of \$600,000.

reg.

I HEREBY CERTIFY that the foregoing Resolution was duly passed by the Common Council of the City of Sheboygan, Wisconsin, on the _____ day of _____, 2017.

Dated _____ 2017. _____, City Clerk

Approved _____ 2017. _____, Mayor

III

Res. No. _____ - 16 - 17. By Alderperson Wolf. February 20, 2017.

A RESOLUTION to authorize a transfer of appropriations in the 2017 Budget.

RESOLVED: That the Finance Director be and is hereby authorized and directed to make the following transfers of appropriations in the 2017 Budget for the purposes of:

Establish appropriation for environmental remediation costs related to the Portscape Apartment project:


<u>FROM</u>	<u>TO</u>	<u>AMOUNT</u>
TID Six Unreserved Fund Balance 304-253000	TID Six Environmental Remediation 41161100-611200	\$50,000

*Suspend
Res pass.*

I HEREBY CERTIFY that the foregoing Resolution was duly passed by the Common Council of the City of Sheboygan, Wisconsin, on the _____ day of _____, 20____.

Dated _____ 20____, _____, City Clerk

Approved _____ 20____, _____, Mayor



Res. No. - 16 - 17. By Alderperson Donohue. February 20, 2017.

A RESOLUTION authorizing the submittal of a Substantial Amendment to the U.S. Department of Housing and Urban Development (HUD) Community Development Block Grant (CDBG) program for the 2016 program year.

WHEREAS: the City has excessive funds in a federal line of credit and HUD has advised the City to reprogram a portion of the funds;

WHEREAS: the City of Sheboygan Citizen Participation Plan requires a 30-day public comment period as it relates to the Substantial Amendment process;

WHEREAS: on January 23, 2017, the City published a public notice of the 30-day public comment period allowing citizens the opportunity to be heard;

WHEREAS: the City is proposing to re-program approximately \$100,000 for street improvements and \$200,000 for park facilities to be used towards the skate park project;

WHEREAS: on March 6, 2017, the Common Council will hold a public hearing as part of the Common Council meeting to hear from any interested participants;

WHEREAS: on or after March 7, 2017, the City will submit the Substantial Amendment documents to HUD for final approval;

RESOLVED: that the Common Council authorizes the submittal of the Substantial Amendment to HUD to amend the 2016 program year to include \$300,000 in additional projects.

Les over

I HEREBY CERTIFY that the foregoing Resolution was duly passed by the Common Council of the City of Sheboygan, Wisconsin, on the _____ day of _____, 20____.

Dated _____ 20____. _____, City Clerk

Approved _____ 20____. _____, Mayor



III

Res. No. _____ - 16 - 17. By Alderperson Wolf. February 20, 2017.

A RESOLUTION to authorize a transfer of appropriations in the 2017 Budget.

Establish estimated revenue and appropriation for contracted services for park facilities and street improvements in the CDBG Block Grant Funds:

<u>FROM</u>	<u>TO</u>	<u>AMOUNT</u>
CDBG Block Grant Fund Block Grant Funding 21661100-431901	CDBG Block Grant Fund Park Facilities 21653000-631100	\$200,000
	Street Improvements 21661100-6311000	\$100,000

Lies over

I HEREBY CERTIFY that the foregoing Resolution was duly passed by the Common Council of the City of Sheboygan, Wisconsin, on the _____ day of _____, 20____.

Dated _____ 20____. _____, City Clerk

Approved _____ 20____. _____, Mayor

III

Res. No. - 16 - 17. By Alderperson Donohue. February 20, 2017.

A RESOLUTION authorizing the Purchasing Agent to prepare and issue a request for bids for demolition and request for proposals for the redevelopment of the Armory property, located at 516 Broughton Drive.

WHEREAS: The City of Sheboygan has been notified that the Lakefront Jewel Group's proposal to re-purpose the Armory into a sports arena for the Milwaukee Bucks' D-League team has not been accepted;

WHEREAS: Prior attempts to re-purpose/redevelopment the Armory did not move forward based on the lack of solid business plans;

WHEREAS: The current state of the Armory is extremely poor and considered blighted;

WHEREAS: City officials estimate the cost of demolition to be approximately \$500,000;

WHEREAS: Funds to cover the remediation and demolition would come from the unassigned fund balance in the Capital Projects fund;

WHEREAS: Numerous developers have expressed interest in redeveloping the site.

NOW, THEREFORE BE RESOLVED: That the Common Council authorizes the Purchasing Agent to prepare and issue a request for proposals for demolition of the Armory and subsequently issue a request for proposals to interested parties to re-purpose the property into a higher and better use, consistent with the City's Harbor Centre Master Plan.

Finance

I **HEREBY CERTIFY** that the foregoing Resolution was duly passed by the Common Council of the City of Sheboygan, Wisconsin, on the _____ day of _____, 20____.

Dated _____ 20____. _____, City Clerk

Approved _____ 20____. _____, Mayor

III

III

Res. No. 199 - 16 - 17. By Alderperson Thiel. February 20, 2017

A RESOLUTION authorizing the Purchasing Agent to enter into contract for Architectural and Engineering Services associated with the reconstruction of the Fire Station #2 roof structure.

WHEREAS: In the course of performing a structural study of Fire Station #2 in 2015, a severe structural defect was discovered in the roof structure and necessitated immediate, temporary repairs. The Structural consultants were able to make an association between the failed elements, the Clerestory Windows and the roof structure supporting a flat roof and;

WHEREAS: The Structural Engineering firm further suggested in its report that a long term solution to the problems would involve the elimination of the Clerestory windows as well as the flat roof in favor of a more conventional pitched roof design and;

WHEREAS: The Fire Department has included funding in their 2017 Capital Improvements budget including architectural and engineering services and has selected Abacus Architects of Sheboygan to provide the services which include all Architectural work, Structural, Electrical and Mechanical Engineering.

RESOLVED: That the Purchasing Agent is hereby authorized to enter into contract with Abacus Architects of Sheboygan WI for Design and Engineering Services associated with the roof structure of Fire Station #2 in the amount of \$ 35,200.

BE IT FURTHER RESOLVED: That the appropriate City Officials are hereby authorized to draw funds on Account #47622100-621200 in payment of same.

pp 5.

I HEREBY CERTIFY that the foregoing Resolution was duly passed by the Common Council of the City of Sheboygan, Wisconsin, on the _____ day of _____, 20____.

Dated _____ 20____. _____, City Clerk

Approved _____ 20____. _____, Mayor

III

Res. No. _____ - 16 - 17. By Alderperson Hou-Seye. February 20, 2017.

A RESOLUTION from the Common Council of the City of Sheboygan directing the Sheboygan Police, its Chief, and Officers, to obey and follow Federal Law in detaining Illegal Aliens, and other Undocumented Individuals, until they can be transferred to the custody of U.S. Homeland Security, whenever in the normal exercise of their Police duties they shall come across individuals who cannot provide proof of U.S. Citizenship.

pp & S

I HEREBY CERTIFY that the foregoing Resolution was duly passed by the Common Council of the City of Sheboygan, Wisconsin, on the _____ day of _____, 20____.

Dated _____ 20____. _____, City Clerk

Approved _____ 20____. _____, Mayor

三

III

Res. No. _____ - 16 - 17. By Alderperson Belanger. February 20, 2017.

A RESOLUTION authorizing the Purchasing Agent to enter into contract for the purchase of a Bobcat Toolcat and Spreader attachment for the Public Works Department Works Dept.

WHEREAS: The Public Works Department has included in the 2017 budget a Bobcat Toolcat with spreader attachment. The unit will be used primarily by the Parks Department for various maintenance throughout the year.

WHEREAS: The vehicle can utilize any number of attachments already owned by the Public Works Department.

WHEREAS: This manufacturer distributes its equipment exclusively through territorial dealers and offers a generous discount program for municipalities.

RESOLVED: That the Purchasing Agent is hereby authorized to enter into contract with Miller Implement Inc. of St. Nazianz WI for the purchase of a 2017 Bobcat Toolcat and Salt Spreader in the amount of \$51,006.80 including freight and delivery.

BE IT FURTHER RESOLVED: That the appropriate City Officials are hereby authorized to draw funds on Account # 70136100-641200 in payment of same.

Pub. Wks.

I HEREBY CERTIFY that the foregoing Resolution was duly passed by the Common Council of the City of Sheboygan, Wisconsin, on the _____ day of _____, 20____.

Dated _____ 20____. _____, City Clerk

Approved _____ 20____. _____, Mayor

Res. No. 203 - 16 - 17. By Alderperson Belanger. February 20, 2017.

A RESOLUTION authorizing the Purchasing Agent to enter into contract for the purchase of a Tack applicator trailer for the Public Works Dept.

WHEREAS: The Public Works Department has included in the 2017 budget an asphalt tack applicator trailer. This is used to prepare previously road surfaces for asphalt paving.

WHEREAS: The Staff has determined that a 250 gallon capacity unit is adequate for their needs and has selected a Lee Boy Model L 250T.

WHEREAS: This manufacturer is listed on the National Joint Powers Alliance (NJPA) relieving the City from the need to issue competitive bids.

RESOLVED: That the Purchasing Agent is hereby authorized to enter into contract with Roland Machinery Inc. of Springfield IL for the purchase of a 2017 Lee Boy L250T Tack machine in the amount of \$16,020 including freight and delivery.

BE IT FURTHER RESOLVED: That the appropriate City Officials are hereby authorized to draw funds in the amount of \$16,020 on Account #70136100-641200 in payment of same.

I HEREBY CERTIFY that the foregoing Resolution was duly passed by the Common Council of the City of Sheboygan, Wisconsin, on the _____ day of _____, 20____.

Dated _____ 20____. _____, City Clerk

Approved _____ 20____. _____, Mayor

VI

R. C. No. _____ - 16 - 17. By LAW AND LICENSING. February 20, 2017.

Your Committee to whom was referred R. O. No. 188-16-17 by the City Clerk, submitting license applications for the period ending December 31, 2017, June 30, 2017 and June 30, 2018; recommends that Beverage Operator's License application #1594 be denied based upon her failure to accurately reveal all relevant convictions on her application, her record of violations related to the licensed activity, her record as a repeat law violator, and her failure to cooperate with the Committee.

reg

_____ Committee

I HEREBY CERTIFY that the foregoing Committee Report was duly accepted and adopted by the Common Council of the City of Sheboygan, Wisconsin, on the _____ day of _____, 20____.

Dated _____ 20____, _____, City Clerk

Approved _____ 20____, _____, Mayor

IV

II

R. O. No. 188 - 16 - 17. By CITY CLERK. December 19, 2016.

Submitting various license applications for the period ending December 31, 2017, June 30, 2017 and June 30, 2018.

Law Lic
1/16/17 - grant all lic's except hold Gabrielae, Sink
2/6/17 - hold Gabrielae grant Sink
2/20/17 - deny Gabrielae

City Clerk

CHANGE OF AGENT

John Stange is replacing Jane Stange as agent for Pier 17 located at 539 Riverfront Dr. effective immediately.

CHANGE OF PREMISE

<u>No.</u>	<u>Name</u>	<u>Address</u>
2726	JMKAC	608 New York Ave. - one-day event to be Held 1/28/17 to include current premise And the Sculpture Garden and the circle Drive way.

MESSAGE ESTABLISHMENT LICENSE (December 31, 2017)

<u>No.</u>	<u>Name</u>	<u>Address</u>
2258	Curative Therapies LLC	2829 N. 15 th St.
2441	Darling Therapies	604 Erie Ave.
2180	Donna Grady - Massage Therapy	809 N. 8 th St.
2871	Hands In Motion	4027 S. Business Dr.
2868	Intouch	314 Niagara Ave.
1701	Salon Sase	631 Riverfront Dr.
3232	Simply Altruistic Mass. Studio	604 Erie Ave.

BEVERAGE OPERATOR'S LICENSE (June 30, 2018)

<u>No.</u>	<u>Name</u>	<u>Address</u>
1598	Aumann, Katherine L.	622 Colgate Rd., Colgate
1599	Cunigan, Deborah A.	728 State Rd. 57, Lot #40, Plymouth
1606	Curry, Zachary R.	830 Dillingham Ave.
1564	Derrick, Ricci L.	422 Washington Ct.
1594	Gabrielse, Faith A.	713 N. 4 th St.
1611	Gee, Victoria R.	1627 Martin Ave.
1603	Jochimsen, Cole D E	2710 Lakeshore Dr.
5528	Mehre, Stephanie A.	872 Weeden Creek Rd.
1613	Ploetz Huston, Melissa Ann	2704 Cty Rd. V

TAXICAB DRIVER'S LICENSE (NEW) (December 31, 2017)

<u>No.</u>	<u>Name</u>	<u>Address</u>
1612	Finck, Jason P.	923 Lincoln Ave.
6324	Nelson, Jon D.	1512 N. 35 th St., #101
1608	Pacheco, Angel Miguel	909 Ontario Ave., #E15

TAXICAB DRIVER'S LICENSE (RENEW) (December 31, 2017)

<u>No.</u>	<u>Name</u>	<u>Address</u>
9948	Hernickle, Pamela A.	1533A New Jersey Ave.
9814	Torres Maldonad, Silvestre	1833 N. 20 th St.

VI

R. C. No. - 16 - 17. By LAW AND LICENSING. February 20, 2017.

Your Committee to whom was referred R. O. No. 194-16-17 by the City Clerk, submitting license applications for the period ending December 31, 2017, June 30, 2017 and June 30, 2018; recommends that Taxicab Driver's License application #1625 be denied based upon his failure to accurately reveal all relevant convictions on his application, his record of violations related to the licensed activity, his record as a repeat law violator, and his failure to cooperate with the Committee.

reg

Committee

I HEREBY CERTIFY that the foregoing Committee Report was duly accepted and adopted by the Common Council of the City of Sheboygan, Wisconsin, on the _____ day of _____, 20____.

Dated _____ 20____. _____, City Clerk

Approved _____ 20____. _____, Mayor

II

R. O. No. 194 - 16 - 17. By CITY CLERK. January 3, 2017.

Submitting various license applications for the period ending December 31, 2017, June 30, 2017 and June 30, 2018.

Law & Lic.

1/16/17 - grant all lic except hold Smith, Bassouener, Rogelio, Crane, Nelson,

2/6/17 - hold Bassouener, Nelson, Crane, Smith

2/20/17 - deny Crane, Rogelio, Nelson,

City Clerk

FERMENTED MALT BEVERAGE (June 30, 2017)

No. Name Address
3235 Harvest Café 502 S. 8th St.

CLASS "C" WINE (June 30, 2017)

No. Name Address
3235 Harvest Café 502 S. 8th St.

MASSAGE ESTABLISHMENT LICENSE (December 31, 2017)

No. Name Address
1205 Jomaji Salon & Spa 682 South Pier Dr.

BEVERAGE OPERATOR'S LICENSE (June 30, 2018)

No. Name Address
1631 Daniels, Richard J. 818 Pennsylvania Ave., #202
1621 Hameister, Brian L. 1314 N. 12th St.
1624 Holtz, Alyssa S. 3722 S. 17th St.
0184 Hoppe, Jessica S. 1611 N. 24th St.
1685 Kraus, Jeanne E. 2410 North Ave.
1633 Kraus, Kimberly K. 3322 N. 9th St.
0739 Pantha, Bed P. 2420 S. 18th St., #110
1616 Smith, Halei E. 2219 N. 7th St.
1632 Theobald, Erika M. 2315 N. 6th St.
1466 Walker, Sophia H. 1725 N. 12th St.

TAXICAB DRIVER'S LICENSE (**NEW**) (December 31, 2017)

<u>No.</u>	<u>Name</u>	<u>Address</u>
1627	Bassuener, Craig A.	104 Redtail Dr.
1614	Crane, Kenneth E.	829 Broadway Ave.
1622	Nelson, Gale D.	1420 S. 9 th St.
1626	Oliver II, Jimmie Anthony	2128 Schetter Ave.
1625	Rogelio, Jesse	1207 Kentucky Ave.

TAXICAB DRIVER'S LICENSE (**RENEW**) (December 31, 2017)

<u>No.</u>	<u>Name</u>	<u>Address</u>
0536	Hendrikse, Randall D.	3746 N. 14 th St.
0343	Olsen, Michael D.	1330 N. 12 th St., #2
7805	Reiner, Michael G.	2419 N. 29 th St.
8860	Santana, Susan M.	2724 Main Ave.

VII

R. C. No. _____ - 16 - 17. By LAW AND LICENSING. February 20, 2017.

Your Committee to whom was referred, pursuant to R. O. No. 194-16-17 by the City Clerk, submitting license applications for the period ending December 31, 2017, June 30, 2017 and June 30, 2018; recommends that Taxicab Driver's License application #1622 be denied based upon his record of violations related to the licensed activity and his failure to cooperate with the Committee.

Reg.

Committee

I HEREBY CERTIFY that the foregoing Committee Report was duly accepted and adopted by the Common Council of the City of Sheboygan, Wisconsin, on the _____ day of _____, 20____.

Dated _____ 20____. _____, City Clerk

Approved _____ 20____. _____, Mayor

114

VII

R. C. No. _____ - 16 - 17. By LAW AND LICENSING. February 20, 2017.

Your Committee to whom was referred, pursuant to R. O. No. 194-16-17 by the City Clerk, submitting license applications for the period ending December 31, 2017, June 30, 2017 and June 30, 2018; recommends that Taxicab Driver's License application #1614 be denied based upon his record of violations related to the licensed activity, his record as a repeat law violator, and his failure to cooperate with the Committee.

reg

Committee

I HEREBY CERTIFY that the foregoing Committee Report was duly accepted and adopted by the Common Council of the City of Sheboygan, Wisconsin, on the _____ day of _____, 20____.

Dated _____ 20____. _____, City Clerk

Approved _____ 20____. _____, Mayor

IV

VII

R. C. No. - 16 - 17. By LAW AND LICENSING. February 20, 2017.

Your Committee to whom was referred, pursuant to R. O. No. 194-16-17 by the City Clerk, submitting license applications for the period ending December 31, 2017, June 30, 2017 and June 30, 2018; recommends that Taxicab Driver's License application #1627 be denied based upon his failure to accurately reveal all relevant convictions on his application, his record of violations related to the licensed activity, his record as a repeat law violator, and his failure to cooperate with the Committee.

reg

Committee

I HEREBY CERTIFY that the foregoing Committee Report was duly accepted and adopted by the Common Council of the City of Sheboygan, Wisconsin, on the _____ day of _____, 20____.

Dated _____ 20____. _____, City Clerk

Approved _____ 20____. _____, Mayor

IV

IX

R. C. No. _____ - 16 - 17. By PUBLIC WORKS. February 20, 2017.

Your Committee to whom was referred Gen. Ord. No. 37-16-17 by Alderperson Belanger repealing and recreating Section 74-56 of the City of Sheboygan Municipal Code, relating to alcohol possession/consumption in parks; recommends that the attached Substitute Ordinance be passed.


reg.

_____ Committee

I HEREBY CERTIFY that the foregoing Committee Report was duly accepted and adopted by the Common Council of the City of Sheboygan, Wisconsin, on the _____ day of _____, 20____.

Dated _____ 20____. _____, City Clerk

Approved _____ 20____. _____, Mayor



6.1

Subs. of Gen. Ord. No. 37 - 16 - 17. By Alderperson Belanger.
February 20, 2017.

AN ORDINANCE repealing and recreating Section 74-56 of the City of Sheboygan Municipal Code, relating to alcohol possession/consumption in parks.

THE COMMON COUNCIL OF THE CITY OF SHEBOYGAN DO ORDAIN AS FOLLOWS:

Section 1. Section 74-56 of the Sheboygan Municipal Code is hereby repealed and recreated so as to read as follows:

"Sec. 74-56. *Alcohol possession/consumption.*

- (a) The possession or consumption of fermented malt beverages or intoxicating liquors is prohibited in all city parks except the following:
 - (1) Cleveland Park, End Park, Evergreen Park, King Park, Kiwanis Park, Lakeview Park, and Veterans Park.
 - (2) Vollrath Park, except alcohol is prohibited between the hours of 12:00 p.m. to 6:00 p.m. on the day commencement exercises are held in such park each year for the area school district public high schools.
- (b) The possession or consumption of fermented malt beverages or intoxicating liquors is prohibited on all beach areas within the city.
- (c) The possession and consumption of fermented malt beverages or intoxicating liquors is permitted in Deland Park on the day of the city's Fourth of July celebration or whenever the city grants the use of the park or selected picnic areas to groups or organizations for the purpose of annual celebration or special events pursuant to section 74-42. However, possession and consumption of such beverages, when permitted, is restricted to that portion of the park which lies south of the North Pier.
- (d) A person(s) who rents a park shelter or a picnic area may possess and consume alcohol in and around the shelter or picnic area.
- (e) A group or organization that has a temporary Class "B" or a temporary "Class B" alcohol "picnic" license may also serve and permit the consumption of alcohol in any city park subject to subsection (f) below.


- (f) If any group or organization serves fermented malt beverages at any event pursuant to a permit issued under section 74-42, no person shall, during the course of the event, carry into the park plastic containers, glass bottles or metallic cans containing alcoholic beverages, except the sponsor of the event, who may transport kegs, barrels or cans into the park for the purpose of serving fermented malt beverages.
- (g) No person shall drink or carry any open cup, can, glass, bottle or similar drinking vessel containing alcohol or fermented malt beverages in any city park between the hours of 11:00 p.m. and 4:00 a.m., except by approval of the director of engineering and public works for other organized functions."

Section 2. All ordinances or parts thereof in conflict with the provisions of this ordinance are hereby repealed to the extent of such conflict, and this ordinance shall be in effect from and after its passage and publication.

I HEREBY CERTIFY that the foregoing Ordinance was duly passed by the Common Council of the City of Sheboygan, Wisconsin, on the _____ day of _____, 20____.

Dated _____ 20____. _____, City Clerk

Approved _____ 20____. _____, Mayor



6.1

Gen. Ord. No. 37 - 16 - 17. By Alderperson Belanger. January 16, 2017.

AN ORDINANCE repealing and recreating Section 74-56 of the City of Sheboygan Municipal Code, relating to alcohol possession/consumption in parks.

THE COMMON COUNCIL OF THE CITY OF SHEBOYGAN DO ORDAIN AS FOLLOWS:

Section 1. Section 74-56 of the Sheboygan Municipal Code is hereby repealed and recreated so as to read as follows:


"Sec. 74-56. *Alcohol possession/consumption.*

- (a) The possession or consumption of fermented malt beverages or intoxicating liquors is prohibited in all city parks except the following:
 - (1) Cleveland Park, End Park, Evergreen Park, King Park, Kiwanis Park, Lakeview Park, and Veterans Park.
 - (2) Vollrath Park, except alcohol is prohibited between the hours of 12:00 p.m. to 6:00 p.m. on the day commencement exercises are held in such park each year for the area school district public high schools.
- (b) The possession or consumption of fermented malt beverages or intoxicating liquors is prohibited on all beach areas within the city.
- (c) A person(s) who rents a park shelter or a picnic area may possess and consume alcohol in and around the shelter or picnic area.
- (d) A group or organization that has a temporary Class "B" or a temporary "Class B" alcohol "picnic" license may also serve and permit the consumption of alcohol in any city park subject to subsection (f) below.
- (e) If any group or organization serves fermented malt beverages at any event pursuant to a permit issued under section 74-42, no person shall, during the course of the event, carry into the park plastic containers, glass bottles or metallic cans containing alcoholic beverages, except the sponsor of the event, who may transport kegs, barrels or cans into the park for the purpose of serving fermented malt beverages.

~~Submits~~
approval.
Subs.

(f) No person shall drink or carry any open cup, can, glass, bottle or similar drinking vessel containing alcohol or fermented malt beverages in any city park between the hours of 11:00 p.m. and 4:00 a.m., except by approval of the director of engineering and public works for other organized functions."

Section 2. All ordinances or parts thereof in conflict with the provisions of this ordinance are hereby repealed to the extent of such conflict, and this ordinance shall be in effect from and after its passage and publication.



I HEREBY CERTIFY that the foregoing Ordinance was duly passed by the Common Council of the City of Sheboygan, Wisconsin, on the _____ day of _____, 20____.

Dated _____ 20____. _____, City Clerk

Approved _____ 20____. _____, Mayor

CITY OF SHEBOYGAN

REQUEST FOR PUBLIC WORKS COMMITTEE CONSIDERATION

ITEM DESCRIPTION: An Ordinance repealing and recreating Section 74-56 of the Sheboygan Municipal Code, relating to Alcohol Possession/Consumption in City Parks.

REPORT PREPARED BY: Joseph L. Kerlin, Superintendent of Parks and Forestry

REPORT DATE: January 11, 2017

MEETING DATE: January 24, 2017

FISCAL SUMMARY:

STATUTORY REFERENCE:

Budget Line Item: N/A
Budget Summary: N/A
Budgeted Expenditure: N/A
Budgeted Revenue: N/A

Wisconsin Statutes: N/A
Municipal Code: Section 74-56

BACKGROUND / ANALYSIS:

Revisions of this ordinance are at the request of the Sheboygan Public Works Department, Police Department and the Maywood Trust & Association. The re-created ordinance is simplified for enforcement use, removes the use of alcohol in Workers Water Street Park and Riverside Park due to continuous alcohol related incidents in a family orientated setting and the allowance of alcohol in Maywood Park during Maywood Trust and Association sponsored events when approved by the Public Works Department.

STAFF COMMENTS:

It is the recommendation of Public Work staff with the guidance of the City Attorney's office to approve the revision of this ordinance.

ACTION REQUESTED:

Motion to recommend the Common Council refer to the Public Works Committee for approval of the ordinance.

ATTACHMENTS:

- I. Ordinance ___-16 – 17
- II. Original ordinance Section 74-56

Sec. 74-56. - Alcohol possession/consumption.

(a) The possession or consumption of fermented malt beverages or intoxicating liquors is permitted in all city parks except the following:

- (1) Elwood H. May Environmental Park.
- (2) Fountain Park, except between the hours of 12:00 noon and 10:00 p.m. on the day of the city's annual "German Night" celebration, between the hours of 4:00 p.m. and 10:00 p.m. during the annual Early Bird Rotary Club Lobster Boil, and whenever the city grants the use of the park or selected picnic areas to groups or organizations for the purpose of annual celebration or special events pursuant to section 74-42.
- (3) Vollrath Park between the hours of 12:00 noon and 6:00 p.m. on the day that commencement exercises are held in such park each year for the area school district public high schools.
- (4) Sheridan Park.
- (5) Northeast Park.
- (6) Optimist Park.
- (7) Voight Park.
- (8) Franklin Park.
- (9) Moose Park.
- (10) Jaycee Park between June 1 and September 8.
- (11) Evergreen Park between October 15 and May 15, except when the city grants the use of the park or selected picnic areas to groups or organizations for the purpose of annual celebration or special events pursuant to section 74-42.
- (12) North Point Park.
- (13) Deland Park, except on the day of the city's Fourth of July celebration or whenever the city grants the use of the park or selected picnic areas to groups or organizations for the purpose of annual celebration or special events pursuant to section 74-42.
Possession and consumption of such beverages, when permitted, is further restricted to that portion of the park which lies south of the North Pier.
- (14) Indian Mound Park.
- (15) Cole Park.
- (16) The beach area of General Charles King Park.
- (17) The beach area of Lakeview Park.

- (18) Rotary Riverview Park, except on the day of the City's Fourth of July celebration or whenever the city grants the use of the park or selected picnic areas to groups or organizations for the purpose of annual celebration or special events pursuant to section 74-42.
- (b) The possession of fermented malt beverages or intoxicating liquors is prohibited on all beach areas within the city not affected by subsection (a) above.
- (c) If any group or organization serves fermented malt beverages at any event pursuant to a permit issued under section 74-42, no person shall, during the course of the event, carry into the park plastic containers, glass bottles or metallic cans containing alcohol beverages, except the sponsor of the event, who may transport kegs, barrels or cans into the park for the purpose of serving fermented malt beverages.
- (d) No person shall drink or carry any open cup, can, glass, bottle or similar drinking vessel containing alcohol or fermented malt beverages in any city park between the hours of 11:00 p.m. and 4:00 a.m. except by:
- (1) Permit for Kiwanis and Roosevelt fieldhouses, Quarry View Center and Deland Community Center.
 - (2) Agreement with the Sheboygan Softball Association in Wildwood Complex and the Sheboygan Athletic Club in Wildwood Baseball Diamond.
 - (3) Approval of the director of engineering and public works for other organized functions.
- (Code 1975, § 27-37; Ord. No. 101-96-97, §§ 3—5, 12-16-96; Ord. No. 137-96-97, § 1, 3-17-97; Ord. No. 27-97-98, § 1, 7-7-97; Ord. No. 86-97-98, § 1, 11-17-97; Ord. No. 82-98-99, § 1, 9-21-98; Ord. No. 111-99-00, § 1, 4-17-2000; Ord. No. 89-01-02, § 1, 3-4-02; Ord. No. 91A-06-07, § 1, 3-19-07)

III

Other Matters

7.12

R. O. No. 224 - 16 - 17. By CITY CLERK. February 6, 2017.

Submitting, as a matter of record, the Sheboygan County Humane Society's Annual Finance Report for 2015 with the 2016 report to follow in May.

~~Lies over~~

1
ac + file

City Clerk



COPY

Form **990**

Return of Organization Exempt From Income Tax
 Under section 501(c), 527, or 4947(a)(1) of the Internal Revenue Code (except private foundations)
 Do not enter social security numbers on this form as it may be made public.
 Information about Form 990 and its instructions is at www.irs.gov/form990.

EOMB No. 1545-0047

2015

Open to Public Inspection

Department of the Treasury
Internal Revenue Service

A For the 2015 calendar year, or tax year beginning _____, and ending _____

B Check if applicable: <input type="checkbox"/> Address change <input type="checkbox"/> Name change <input type="checkbox"/> Initial return <input type="checkbox"/> Final return/terminated <input type="checkbox"/> Amended return <input type="checkbox"/> Application pending	C Name of organization SHEBOYGAN COUNTY HUMANE SOCIETY		D Employer identification number 39-1050684
	Doing business as		E Telephone number 920-458-2012
	Number and street (or P.O. box if mail is not delivered to street address) Room/suite 3107 NORTH 20TH STREET		G Gross receipts 2,344,922
	City or town, state or province, country, and ZIP or foreign postal code SHEBOYGAN WI 53083		H(a) Is this a group return for subordinates? <input type="checkbox"/> Yes <input checked="" type="checkbox"/> No H(b) Are all subordinates included? <input type="checkbox"/> Yes <input type="checkbox"/> No If "No," attach a list. (see instructions)
F Name and address of principal officer: LEAH HELMS 3107 NORTH 20TH STREET SHEBOYGAN WI 53083			
I Tax-exempt status: <input checked="" type="checkbox"/> 501(c)(3) <input type="checkbox"/> 501(c) () (insert no.) <input type="checkbox"/> 4947(a)(1) or <input type="checkbox"/> 527			
J Website: WWW.MYSCHS.COM H(c) Group exemption number			
K Form of organization: <input checked="" type="checkbox"/> Corporation <input type="checkbox"/> Trust <input type="checkbox"/> Association <input type="checkbox"/> Other			L Year of formation 1963 M State of legal domicile WI

Part I Summary

Activities & Governance	1 Briefly describe the organization's mission or most significant activities: THE PREVENTION OF CRUELTY TO ANIMALS, THE RELIEF OF SUFFERING AMONG ANIMALS, AND THE EXTENSION OF HUMANE EDUCATION.	
	2 Check this box <input type="checkbox"/> if the organization discontinued its operations or disposed of more than 25% of its net assets.	
	3 Number of voting members of the governing body (Part VI, line 1a)	3 12
	4 Number of independent voting members of the governing body (Part VI, line 1b)	4 12
	5 Total number of individuals employed in calendar year 2015 (Part V, line 2a)	5 28
	6 Total number of volunteers (estimate if necessary)	6 195
	7a Total unrelated business revenue from Part VIII, column (C), line 12	7a 0
7b Net unrelated business taxable income from Form 990-T, line 34	7b 0	
Revenue	8 Contributions and grants (Part VIII, line 1h)	Prior Year: 707,182 Current Year: 1,929,402
	9 Program service revenue (Part VII, line 2g)	190,228 183,601
	10 Investment income (Part VIII, column (A), lines 3, 4, and 7d)	58,928 69,934
	11 Other revenue (Part VIII, column (A), lines 5, 6d, 8c, 8c, 10c, and 11e)	6,996 1,155
	12 Total revenue - add lines 8 through 11 (must equal Part VIII, column (A), line 12)	963,334 2,184,092
Expenses	13 Grants and similar amounts paid (Part IX, column (A), lines 1-3)	0
	14 Benefits paid to or for members (Part IX, column (A), line 4)	0
	15 Salaries, other compensation, employee benefits (Part IX, column (A), lines 5-10)	305,875 335,869
	16a Professional fundraising fees (Part IX, column (A), line 11e)	0
	b Total fundraising expenses (Part IX, column (D), line 25) 21,129	
17 Other expenses (Part IX, column (A), lines 11a-11d, 11f-24e)	252,094 292,419	
18 Total expenses. Add lines 13-17 (must equal Part IX, column (A), line 25)	557,969 628,288	
19 Revenue less expenses. Subtract line 18 from line 12	405,365 1,555,804	
Net Assets or Fund Balances	20 Total assets (Part X, line 16)	Beginning of Current Year: 1,895,196 End of Year: 3,442,900
	21 Total liabilities (Part X, line 26)	36,095 82,305
	22 Net assets or fund balances. Subtract line 21 from line 20	1,859,101 3,360,595

Part II Signature Block

Under penalties of perjury, I declare that I have examined this return, including accompanying schedules and statements, and to the best of my knowledge and belief, it is true, correct, and complete. Declaration of preparer (other than officer) is based on all information of which preparer has any knowledge.

Sign Here

Signature of officer: **LEAH HELMS** Date: _____
 Type or print name and title: **EXEC. DIRECTOR**

Paid Preparer Use Only

Print/Type preparer's name: **ANDY B. FREUND, CPA** Preparer's signature: _____ Date: **07/26/16** Check if self-employed PTH: **000008943**

Firm's name: **HUBERTY & ASSOCIATES, S.C.** Firm's EIN: **39-1392227**

Firm's address: **145 S MARR ST FOND DU LAC, WI 54935-4434** Phone no.: **920-923-8400**

May the IRS discuss this return with the preparer shown above? (see instructions) Yes No

For Paperwork Reduction Act Notice, see the separate instructions. Form 990 (2015)

Part III Statement of Program Service Accomplishments

Check if Schedule O contains a response or note to any line in this Part III

1 Briefly describe the organization's mission:

THE PREVENTION OF CRUELTY TO ANIMALS, THE RELIEF OF SUFFERING AMONG ANIMALS, AND THE EXTENSION OF HUMANE EDUCATION.

2 Did the organization undertake any significant program services during the year which were not listed on the prior Form 990 or 990-EZ?

Yes No

If "Yes," describe these new services on Schedule O.

3 Did the organization cease conducting, or make significant changes in how it conducts, any program services?

Yes No

If "Yes," describe these changes on Schedule O.

4 Describe the organization's program service accomplishments for each of its three largest program services, as measured by expenses. Section 501(c)(3) and 501(c)(4) organizations are required to report the amount of grants and allocations to others, the total expenses, and revenue, if any, for each program service reported.

4a (Code:) (Expenses \$ 457,457 including grants of \$) (Revenue \$ 183,601) TO PROVIDE FOOD, SHELTER, AND MEDICAL TREATMENT TO STRAY OR UNWANTED ANIMALS.

4b (Code:) (Expenses \$ including grants of \$) (Revenue \$)

4c (Code:) (Expenses \$ including grants of \$) (Revenue \$)

4d Other program services (Describe in Schedule O.) (Expenses \$ including grants of \$) (Revenue \$)

4e Total program service expenses 457,457

Part IV Checklist of Required Schedules

	Yes	No
1 Is the organization described in section 501(c)(3) or 4947(a)(1) (other than a private foundation)? If "Yes," complete Schedule A	X	
2 Is the organization required to complete Schedule B, Schedule of Contributors (see instructions)?	X	
3 Did the organization engage in direct or indirect political campaign activities on behalf of or in opposition to candidates for public office? If "Yes," complete Schedule C, Part I		X
4 Section 501(c)(3) organizations. Did the organization engage in lobbying activities, or have a section 501(h) election in effect during the tax year? If "Yes," complete Schedule C, Part II		X
5 Is the organization a section 501(c)(4), 501(c)(5), or 501(c)(6) organization that receives membership dues, assessments, or similar amounts as defined in Revenue Procedure 98-19? If "Yes," complete Schedule C, Part III		X
6 Did the organization maintain any donor advised funds or any similar funds or accounts for which donors have the right to provide advice on the distribution or investment of amounts in such funds or accounts? If "Yes," complete Schedule D, Part I		X
7 Did the organization receive or hold a conservation easement, including easements to preserve open space, the environment, historic land areas, or historic structures? If "Yes," complete Schedule D, Part II		X
8 Did the organization maintain collections of works of art, historical treasures, or other similar assets? If "Yes," complete Schedule D, Part III		X
9 Did the organization report an amount in Part X, line 21, for escrow or custodial account liability, serve as a custodian for amounts not listed in Part X; or provide credit counseling, debt management, credit repair, or debt negotiation services? If "Yes," complete Schedule D, Part IV		X
10 Did the organization, directly or through a related organization, hold assets in temporarily restricted endowments, permanent endowments, or quasi-endowments? If "Yes," complete Schedule D, Part V	X	
11 If the organization's answer to any of the following questions is "Yes," then complete Schedule D, Parts VI, VII, VIII, IX, or X as applicable.		
a Did the organization report an amount for land, buildings, and equipment in Part X, line 10? If "Yes," complete Schedule D, Part VI	X	
b Did the organization report an amount for investments—other securities in Part X, line 12 that is 5% or more of its total assets reported in Part X, line 16? If "Yes," complete Schedule D, Part VII		X
c Did the organization report an amount for investments—program related in Part X, line 13 that is 5% or more of its total assets reported in Part X, line 16? If "Yes," complete Schedule D, Part VIII		X
d Did the organization report an amount for other assets in Part X, line 15 that is 5% or more of its total assets reported in Part X, line 16? If "Yes," complete Schedule D, Part IX	X	
e Did the organization report an amount for other liabilities in Part X, line 25? If "Yes," complete Schedule D, Part X		X
f Did the organization's separate or consolidated financial statements for the tax year include a footnote that addresses the organization's liability for uncertain tax positions under FIN 48 (ASC 740)? If "Yes," complete Schedule D, Part X	X	
12a Did the organization obtain separate, independent audited financial statements for the tax year? If "Yes," complete Schedule D, Parts XI and XII	X	
b Was the organization included in consolidated, independent audited financial statements for the tax year? If "Yes," and if the organization answered "No" to line 12a, then completing Schedule D, Parts XI and XII is optional		X
13 Is the organization a school described in section 170(b)(1)(A)(ii)? If "Yes," complete Schedule E		X
14a Did the organization maintain an office, employees, or agents outside of the United States?		X
b Did the organization have aggregate revenues or expenses of more than \$10,000 from grantmaking, fundraising, business, investment, and program service activities outside the United States, or aggregate foreign investments valued at \$100,000 or more? If "Yes," complete Schedule F, Parts I and IV		X
15 Did the organization report on Part IX, column (A), line 3, more than \$5,000 of grants or other assistance to or for any foreign organization? If "Yes," complete Schedule F, Parts II and IV		X
16 Did the organization report on Part IX, column (A), line 3, more than \$5,000 of aggregate grants or other assistance to or for foreign individuals? If "Yes," complete Schedule F, Parts III and IV		X
17 Did the organization report a total of more than \$15,000 of expenses for professional fundraising services on Part IX, column (A), lines 6 and 11e? If "Yes," complete Schedule G, Part I (see instructions)		X
18 Did the organization report more than \$15,000 total of fundraising event gross income and contributions on Part VIII, lines 1c and 8a? If "Yes," complete Schedule G, Part II	X	
19 Did the organization report more than \$15,000 of gross income from gaming activities on Part VIII, line 9a? If "Yes," complete Schedule G, Part III		X

Part IV Checklist of Required Schedules (continued)

		Yes	No
20a	Did the organization operate one or more hospital facilities? If "Yes," complete Schedule H		X
b	If "Yes" to line 20a, did the organization attach a copy of its audited financial statements to this return?		
21	Did the organization report more than \$5,000 of grants or other assistance to any domestic organization or domestic government on Part IX, column (A), line 1? If "Yes," complete Schedule I, Parts I and II		X
22	Did the organization report more than \$5,000 of grants or other assistance to or for domestic individuals on Part IX, column (A), line 2? If "Yes," complete Schedule I, Parts I and III		X
23	Did the organization answer "Yes" to Part VII, Section A, line 3, 4, or 5 about compensation of the organization's current and former officers, directors, trustees, key employees, and highest compensated employees? If "Yes," complete Schedule J		X
24a	Did the organization have a tax-exempt bond issue with an outstanding principal amount of more than \$100,000 as of the last day of the year, that was issued after December 31, 2002? If "Yes," answer lines 24b through 24d and complete Schedule K. If "No," go to line 25a		X
b	Did the organization invest any proceeds of tax-exempt bonds beyond a temporary period exception?		
c	Did the organization maintain an escrow account other than a refunding escrow at any time during the year to defease any tax-exempt bonds?		
d	Did the organization act as an "on behalf of" issuer for bonds outstanding at any time during the year?		
25a	Section 501(c)(3), 501(c)(4), and 501(c)(29) organizations. Did the organization engage in an excess benefit transaction with a disqualified person during the year? If "Yes," complete Schedule L, Part I		X
b	Is the organization aware that it engaged in an excess benefit transaction with a disqualified person in a prior year, and that the transaction has not been reported on any of the organization's prior Forms 990 or 990-EZ? If "Yes," complete Schedule L, Part I		X
26	Did the organization report any amount on Part X, line 5, 6, or 22 for receivables from or payables to any current or former officers, directors, trustees, key employees, highest compensated employees, or disqualified persons? If "Yes," complete Schedule L, Part II		X
27	Did the organization provide a grant or other assistance to an officer, director, trustee, key employee, substantial contributor or employee thereof, a grant selection committee member, or to a 35% controlled entity or family member of any of these persons? If "Yes," complete Schedule L, Part III		X
28	Was the organization a party to a business transaction with one of the following parties (see Schedule L, Part IV instructions for applicable filing thresholds, conditions, and exceptions):		
a	A current or former officer, director, trustee, or key employee? If "Yes," complete Schedule L, Part IV		X
b	A family member of a current or former officer, director, trustee, or key employee? If "Yes," complete Schedule L, Part IV		X
c	An entity of which a current or former officer, director, trustee, or key employee (or a family member thereof) was an officer, director, trustee, or direct or indirect owner? If "Yes," complete Schedule L, Part IV		X
29	Did the organization receive more than \$25,000 in non-cash contributions? If "Yes," complete Schedule M	X	
30	Did the organization receive contributions of art, historical treasures, or other similar assets, or qualified conservation contributions? If "Yes," complete Schedule M		X
31	Did the organization liquidate, terminate, or dissolve and cease operations? If "Yes," complete Schedule N, Part I		X
32	Did the organization sell, exchange, dispose of, or transfer more than 25% of its net assets? If "Yes," complete Schedule N, Part II		X
33	Did the organization own 100% of an entity disregarded as separate from the organization under Regulations sections 301.7701-2 and 301.7701-3? If "Yes," complete Schedule R, Part I		X
34	Was the organization related to any tax-exempt or taxable entity? If "Yes," complete Schedule R, Parts II, III, or IV, and Part V, line 1		X
35a	Did the organization have a controlled entity within the meaning of section 512(b)(13)?		X
b	If "Yes" to line 35a, did the organization receive any payment from or engage in any transaction with a controlled entity within the meaning of section 512(b)(13)? If "Yes," complete Schedule R, Part V, line 2		
36	Section 501(c)(3) organizations. Did the organization make any transfers to an exempt non-charitable related organization? If "Yes," complete Schedule R, Part V, line 2		X
37	Did the organization conduct more than 5% of its activities through an entity that is not a related organization and that is treated as a partnership for federal income tax purposes? If "Yes," complete Schedule R, Part VI		X
38	Did the organization complete Schedule O and provide explanations in Schedule O for Part VI, lines 11b and 19? Note. All Form 990 filers are required to complete Schedule O.	X	

Part V Statements Regarding Other IRS Filings and Tax Compliance

Check if Schedule O contains a response or note to any line in this Part V

		Yes	No
1a	Enter the number reported in Box 3 of Form 1099. Enter -0- if not applicable		
1b	Enter the number of Forms W-2G included in line 1a. Enter -0- if not applicable		
c	Did the organization comply with backup withholding rules for reportable payments to vendors and reportable gaming (gambling) winnings to prize winners?		
2a	Enter the number of employees reported on Form W-3, Transmittal of Wage and Tax Statements, filed for the calendar year ending with or within the year covered by this return		
b	If at least one is reported on line 2a, did the organization file all required federal employment tax returns? Note: If the sum of lines 1a and 2a is greater than 250, you may be required to e-file (see instructions)	X	
3a	Did the organization have unrelated business gross income of \$1,000 or more during the year?		X
b	If "Yes," has it filed a Form 990-T for this year? If "No" to line 3b, provide an explanation in Schedule O		
4a	At any time during the calendar year, did the organization have an interest in, or a signature or other authority over, a financial account in a foreign country (such as a bank account, securities account, or other financial account)?		X
b	If "Yes," enter the name of the foreign country: See instructions for filing requirements for FinCEN Form 114, Report of Foreign Bank and Financial Accounts (FBAR).		
5a	Was the organization a party to a prohibited tax shelter transaction at any time during the tax year?		X
b	Did any taxable party notify the organization that it was or is a party to a prohibited tax shelter transaction?		X
c	If "Yes" to line 5a or 5b, did the organization file Form 8888-T?		
6a	Does the organization have annual gross receipts that are normally greater than \$100,000, and did the organization solicit any contributions that were not tax deductible as charitable contributions?		X
b	If "Yes," did the organization include with every solicitation an express statement that such contributions or gifts were not tax deductible?		
7	Organizations that may receive deductible contributions under section 170(c).		
a	Did the organization receive a payment in excess of \$75 made partly as a contribution and partly for goods and services provided to the payor?		X
b	If "Yes," did the organization notify the donor of the value of the goods or services provided?		
c	Did the organization sell, exchange, or otherwise dispose of tangible personal property for which it was required to file Form 8282?		X
d	If "Yes," indicate the number of Forms 8282 filed during the year		
e	Did the organization receive any funds, directly or indirectly, to pay premiums on a personal benefit contract?		X
f	Did the organization, during the year, pay premiums, directly or indirectly, on a personal benefit contract?		X
g	If the organization received a contribution of qualified intellectual property, did the organization file Form 8899 as required?		
h	If the organization received a contribution of cars, boats, airplanes, or other vehicles, did the organization file a Form 1098-C?		
8	Sponsoring organizations maintaining donor advised funds. Did a donor advised fund maintained by the sponsoring organization have excess business holdings at any time during the year?		
9	Sponsoring organizations maintaining donor advised funds.		
a	Did the sponsoring organization make any taxable distributions under section 4966?		
b	Did the sponsoring organization make a distribution to a donor, donor advisor, or related person?		
10	Section 501(c)(7) organizations. Enter:		
a	Initiation fees and capital contributions included on Part VIII, line 12		
b	Gross receipts, included on Form 990, Part VIII, line 12, for public use of club facilities		
11	Section 501(c)(12) organizations. Enter:		
a	Gross income from members or shareholders		
b	Gross income from other sources (Do not net amounts due or paid to other sources against amounts due or received from them.)		
12a	Section 4947(a)(1) non-exempt charitable trusts. Is the organization filing Form 990 in lieu of Form 1041?		
b	If "Yes," enter the amount of tax-exempt interest received or accrued during the year		
13	Section 501(c)(29) qualified nonprofit health insurance issuers.		
a	Is the organization licensed to issue qualified health plans in more than one state? Note: See the instructions for additional information the organization must report on Schedule O.		
b	Enter the amount of reserves the organization is required to maintain by the states in which the organization is licensed to issue qualified health plans		
c	Enter the amount of reserves on hand		
14a	Did the organization receive any payments for indoor tanning services during the tax year?		X
b	If "Yes," has it filed a Form 720 to report these payments? If "No," provide an explanation in Schedule O		

Part VI Governance, Management, and Disclosure For each "Yes" response to lines 2 through 7b below, and for a "No" response to line 8a, 8b, or 10b below, describe the circumstances, processes, or changes in Schedule O. See instructions. Check if Schedule O contains a response or note to any line in this Part VI

Section A. Governing Body and Management

		Yes	No
1a	12		
1b	12		
2			X
3			X
4			X
5			X
6			X
7a			X
7b			X
8			
a	8a	X	
b	8b	X	
9	9		X

Section B. Policies (This Section B requests information about policies not required by the Internal Revenue Code.)

		Yes	No
10a	10a		X
b	10b		
11a	11a		X
b			
12a	12a	X	
b	12b	X	
c	12c		X
13	13		X
14	14		X
15			
a	15a	X	
b	15b	X	
16a	16a		X
b	16b		

Section C. Disclosure

- 17 List the states with which a copy of this Form 990 is required to be filed ► **WI**
- 18 Section 6104 requires an organization to make its Forms 1023 (or 1024 if applicable), 990, and 990-T (Section 501(c)(3)s only) available for public inspection. Indicate how you made these available. Check all that apply.
 Own website Another's website Upon request Other (explain in Schedule O)
- 19 Describe in Schedule O whether (and if so, how) the organization made its governing documents, conflict of interest policy, and financial statements available to the public during the tax year.
- 20 State the name, address, and telephone number of the person who possesses the organization's books and records: ►
LEAH HELMS
SHEBOYGAN
3107 N 20TH STREET
WI 53083
920-458-2012

Part VII Compensation of Officers, Directors, Trustees, Key Employees, Highest Compensated Employees, and Independent Contractors

Check if Schedule O contains a response or note to any line in this Part VII

Section A. Officers, Directors, Trustees, Key Employees, and Highest Compensated Employees

1a Complete this table for all persons required to be listed. Report compensation for the calendar year ending with or within the organization's tax year.

- List all of the organization's current officers, directors, trustees (whether individuals or organizations), regardless of amount of compensation. Enter -0- in columns (D), (E), and (F) if no compensation was paid.
 - List all of the organization's current key employees, if any. See instructions for definition of "key employee."
 - List the organization's five current highest compensated employees (other than an officer, director, trustee, or key employee) who received reportable compensation (Box 5 of Form W-2 and/or Box 7 of Form 1099-MISC) of more than \$100,000 from the organization and any related organizations.
 - List all of the organization's former officers, key employees, and highest compensated employees who received more than \$100,000 of reportable compensation from the organization and any related organizations.
 - List all of the organization's former directors or trustees that received, in the capacity as a former director or trustee of the organization, more than \$10,000 of reportable compensation from the organization and any related organizations.
- List persons in the following order: individual trustees or directors; institutional trustees; officers; key employees; highest compensated employees; and former such persons.

Check this box if neither the organization nor any related organization compensated any current officer, director, or trustee.

(A) Name and Title	(B) Average hours per week (not any hours for related organizations below dotted line)	(C) Position (do not check more than one box, unless person is both an officer and a director/trustee)						(D) Reportable compensation from the organization (W-2/1099-MISC)	(E) Reportable compensation from related organizations (W-2/1099-MISC)	(F) Estimated amount of other compensation from the organization and related organizations
		Individual trustee or director	Institutional trustee	Officer	Key employee	Highest compensated employee	Former			
(1) KATHY ANDERSON SECRETARY	1.00 0.00	X		X				0	0	0
(2) PAM MARKELZ MEMBER	1.00 0.00	X						0	0	0
(3) AMY THIEL MEMBER	1.00 0.00	X						0	0	0
(4) JACQUELINE MCKELVY MEMBER	1.00 0.00	X						0	0	0
(5) ERIK JENSEN MEMBER	1.00 0.00	X						0	0	0
(6) DIANE EBENREITER MEMBER	1.00 0.00	X						0	0	0
(7) STEVE MECH VICE PRESIDENT/TREAS	1.00 0.00	X		X				0	0	0
(8) LISA DROSS MEMBER	1.00 0.00	X						0	0	0
(9) STEVE SCHMITT PRESIDENT	1.00 0.00	X		X				0	0	0
(10) OLIVER BAUER MEMBER	1.00 0.00	X						0	0	0
(11) BILL MARKLEIN MEMBER	1.00 0.00	X						0	0	0

Part VII Section A. Officers, Directors, Trustees, Key Employees, and Highest Compensated Employees (continued)

(A) Name and title	(B) Average hours per week (list any hours for related organizations below dotted line)	(C) Position (do not check more than one box, unless person is both an officer and a director/trustee)					(D) Reportable compensation from the organization (W-2/1099-MISC)	(E) Reportable compensation from related organizations (W-2/1099-MISC)	(F) Estimated amount of other compensation from the organization and related organizations
		Individual trustee or director	Institutional trustee	Officer	Key employee	Highest compensated employee			
(12) TRICIA REISS MEMBER	1.00 0.00	X					0	0	0
(13) ANN MARIE JACOBSON MEMBER	1.00 0.00	X					0	0	0
(14) LEAH HELMS EXEC. DIRECTOR	40.00 0.00			X			46,154	0	0
1b Sub-total							46,154		
c Total from continuation sheets to Part VII, Section A									
d Total (add lines 1b and 1c)							46,154		

2 Total number of individuals (including but not limited to those listed above) who received more than \$100,000 of reportable compensation from the organization ▶ 0

	Yes	No
3 Did the organization list any former officer, director, or trustee, key employee, or highest compensated employee on line 1a? If "Yes," complete Schedule J for such individual		X
4 For any individual listed on line 1a, is the sum of reportable compensation and other compensation from the organization and related organizations greater than \$150,000? If "Yes," complete Schedule J for such individual		X
5 Did any person listed on line 1a receive or accrue compensation from any unrelated organization or individual for services rendered to the organization? If "Yes," complete Schedule J for such person		X

Section B. Independent Contractors

1 Complete this table for your five highest compensated independent contractors that received more than \$100,000 of compensation from the organization. Report compensation for the calendar year ending with or within the organization's tax year.

(A) Name and business address	(B) Description of services	(C) Compensation

2 Total number of independent contractors (including but not limited to those listed above) who received more than \$100,000 of compensation from the organization ▶ 0

Part VIII Statement of Revenue
 Check if Schedule O contains a response or note to any line in this Part VIII

		(A) Total revenue	(B) Related or exempt function revenue	(C) Unrelated business revenue	(D) Revenue excluded from tax under sections 512-514
Contributions, Gifts, Grants and Other Similar Amounts	1a Federated campaigns				
	1b Membership dues				
	1c Fundraising events	40,371			
	1d Related organizations				
	1e Government grants (contributions)				
	1f All other contributions, gifts, grants, and similar amounts not included above	1,889,031			
	g Noncash contributions included in lines 1a-1f: \$	1,510,943			
h Total. Add lines 1a-1f	▶	1,929,402			
Program Service Revenue	2a LICENSE FEES	Busn. Code 900099	60,108	60,108	
	2b ADOPTION FEES	900099	52,832	52,832	
	2c CREMATIONS	900099	31,694	31,694	
	2d SNAP FEES	900099	13,258	13,258	
	2e OTHER	900099	12,818	12,818	
	2f All other program service revenue	900099	12,891	12,891	
	g Total. Add lines 2a-2f	▶	183,601		
3 Investment income (including dividends, interest, and other similar amounts)	▶	18,748			18,748
4 Income from investment of tax-exempt bond proceeds	▶				
5 Royalties	▶				
6a Gross rents	(i) Real	23,700			
	(ii) Personal				
b Less: rental exps.					
c Rental inc. or (loss)		23,700			
d Net rental income or (loss)	▶	23,700			23,700
7a Gross amount from sales of assets other than inventory	(i) Securities	148,651			
	(ii) Other	52,976			
b Less: cost or other basis & sales exps		150,441			
c Gain or (loss)	▶	-1,790			52,976
d Net gain or (loss)	▶	51,186			51,186
8a Gross income from fundraising events (not including \$ 40,371 of contributions reported on line 1c). See Part IV, line 18	a				
	b Less: direct expenses		10,389		
	c Net income or (loss) from fundraising events	▶	-10,389		
9a Gross income from gaming activities. See Part IV, line 19	a				
	b Less: direct expenses				
	c Net income or (loss) from gaming activities	▶			
10a Gross sales of inventory, less returns and allowances	a				
	b Less: cost of goods sold				
	c Net income or (loss) from sales of inventory	▶			
Miscellaneous Revenue		Busn. Code			
11a MISCELLANEOUS		45	45		
b RETURN ON BENEFICIAL INTEREST		-12,201			-12,201
c					
d All other revenue					
e Total. Add lines 11a-11d	▶	-12,156			
12 Total revenue. See instructions.	▶	2,184,092	183,646	0	71,044

Part IX: Statement of Functional Expenses

Section 501(c)(3) and 501(c)(4) organizations must complete all columns. All other organizations must complete column (A).

Check if Schedule O contains a response or note to any line in this Part IX

Do not include amounts reported on lines 6b, 7b, 8b, 9b, and 10b of Part VII.

	(A) Total expenses	(B) Program service expenses	(C) Management and general expenses	(D) Fundraising expenses
1 Grants and other assistance to domestic organizations and domestic governments. See Part IV, line 21				
2 Grants and other assistance to domestic individuals. See Part IV, line 22				
3 Grants and other assistance to foreign organizations, foreign governments, and foreign individuals. See Part IV, lines 15 and 16				
4 Benefits paid to or for members				
5 Compensation of current officers, directors, trustees, and key employees	46,154	18,462	13,846	13,846
6 Compensation not included above, to disqualified persons (as defined under section 4958(f)(1)) and persons described in section 4958(c)(3)(B)				
7 Other salaries and wages	259,508	220,751	34,780	3,977
8 Pension plan accruals and contributions (include section 401(k) and 403(b) employer contributions)				
9 Other employee benefits				
10 Payroll taxes	30,207	23,562	4,833	1,812
11 Fees for services (non-employees):				
a Management				
b Legal				
c Accounting	9,007		9,007	
d Lobbying				
e Professional fundraising services. See Part V, line 17				
f Investment management fees	6,344		6,344	
g Other. (If line 11g amount exceeds 10% of line 25, column (A) amount, list line 11g expenses on Schedule O.)	6,996	2,341	4,417	238
12 Advertising and promotion				
13 Office expenses	2,941	1,358	646	937
14 Information technology				
15 Royalties				
16 Occupancy	61,091	42,312	18,779	
17 Travel				
18 Payments of travel or entertainment expenses for any federal, state, or local public officials				
19 Conferences, conventions, and meetings				
20 Interest	95		95	
21 Payments to affiliates				
22 Depreciation, depletion, and amortization	56,914	51,223	5,691	
23 Insurance	18,620	14,896	3,724	
24 Other expenses. Itemize expenses not covered above. (List miscellaneous expenses in line 24e. If line 24e amount exceeds 10% of line 25, column (A) amount, list line 24e expenses on Schedule O.)				
a PRESCRIPTION/VACCINATIONS	42,235	42,235		
b PROPERTY TAXES	32,557		32,557	
c FOOD AND SUPPLIES	15,045	15,045		
d DUES & LICENSES	13,439	7,432	6,007	
e All other expenses	27,135	17,840	8,976	319
25 Total functional expenses. Add lines 1 through 24e	628,288	457,457	149,702	21,129
26 Joint costs. Complete this line only if the organization reported in column (B) joint costs from a combined educational campaign and fundraising solicitation. Check here <input type="checkbox"/> if following SOP 99-2 (ASC 958-720)				

Part X Balance Sheet

Check if Schedule O contains a response or note to any line in this Part X

		(A) Beginning of year		(B) End of year
Assets	1 Cash—non-interest bearing	196,095	1	110,575
	2 Savings and temporary cash investments	497	2	
	3 Pledges and grants receivable, net		3	175,263
	4 Accounts receivable, net	5,977	4	11,881
	5 Loans and other receivables from current and former officers, directors, trustees, key employees, and highest compensated employees. Complete Part II of Schedule L		5	
	6 Loans and other receivables from other disqualified persons (as defined under section 4958(f)(1)), persons described in section 4958(c)(3)(B), and contributing employers and sponsoring organizations of section 501(c)(9) voluntary employees' beneficiary organizations (see instructions). Complete Part II of Schedule L		6	
	7 Notes and loans receivable, net		7	
	8 Inventories for sale or use		8	
	9 Prepaid expenses and deferred charges	6,809	9	7,753
	10a Land, buildings, and equipment: cost or other basis. Complete Part VI of Schedule D	10a 2,619,877		
	b Less: accumulated depreciation	10b 613,607	446,732	10c 2,006,270
	11 Investments—publicly traded securities	938,751	11	856,262
	12 Investments—other securities. See Part IV, line 11		12	
	13 Investments—program-related. See Part IV, line 11		13	
	14 Intangible assets		14	
	15 Other assets. See Part IV, line 11	300,335	15	274,896
16 Total assets. Add lines 1 through 15 (must equal line 34)	1,895,196	16	3,442,900	
Liabilities	17 Accounts payable and accrued expenses	20,960	17	80,105
	18 Grants payable		18	
	19 Deferred revenue		19	2,200
	20 Tax-exempt bond liabilities		20	
	21 Escrow or custodial account liability. Complete Part IV of Schedule D		21	
	22 Loans and other payables to current and former officers, directors, trustees, key employees, highest compensated employees, and disqualified persons. Complete Part II of Schedule L		22	
	23 Secured mortgages and notes payable to unrelated third parties	15,135	23	
	24 Unsecured notes and loans payable to unrelated third parties		24	
	25 Other liabilities (including federal income tax, payables to related third parties, and other liabilities not included on lines 17-24). Complete Part X of Schedule D		25	
	26 Total liabilities. Add lines 17 through 25	36,095	26	82,305
Net Assets or Fund Balances	Organizations that follow SFAS 117 (ASC 958), check here <input checked="" type="checkbox"/> and complete lines 27 through 29, and lines 33 and 34.			
	27 Unrestricted net assets	1,555,766	27	3,077,699
	28 Temporarily restricted net assets	40,849	28	20,410
	29 Permanently restricted net assets	262,486	29	262,486
	Organizations that do not follow SFAS 117 (ASC 958), check here <input type="checkbox"/> and complete lines 30 through 34.			
	30 Capital stock or trust principal, or current funds		30	
	31 Paid-in or capital surplus, or land, building, or equipment fund		31	
	32 Retained earnings, endowment, accumulated income, or other funds		32	
33 Total net assets or fund balances	1,859,101	33	3,360,595	
34 Total liabilities and net assets/fund balances	1,895,196	34	3,442,900	

Part XI Reconciliation of Net Assets

Check if Schedule O contains a response or note to any line in this Part XI

1	Total revenue (must equal Part VII, column (A), line 12)	1	2,184,092
2	Total expenses (must equal Part IX, column (A), line 25)	2	628,288
3	Revenue less expenses. Subtract line 2 from line 1	3	1,555,804
4	Net assets or fund balances at beginning of year (must equal Part X, line 33, column (A))	4	1,859,101
5	Net unrealized gains (losses) on investments	5	-54,310
6	Donated services and use of facilities	6	
7	Investment expenses	7	
8	Prior period adjustments	8	
9	Other changes in net assets or fund balances (explain in Schedule O)	9	
10	Net assets or fund balances at end of year. Combine lines 3 through 9 (must equal Part X, line 33, column (B))	10	3,360,595

Part XII Financial Statements and Reporting

Check if Schedule O contains a response or note to any line in this Part XII

	Yes	No
1 Accounting method used to prepare the Form 990: <input type="checkbox"/> Cash <input checked="" type="checkbox"/> Accrual <input type="checkbox"/> Other If the organization changed its method of accounting from a prior year or checked "Other," explain in Schedule O.		
2a Were the organization's financial statements compiled or reviewed by an independent accountant? If "Yes," check a box below to indicate whether the financial statements for the year were compiled or reviewed on a separate basis, consolidated basis, or both: <input type="checkbox"/> Separate basis <input type="checkbox"/> Consolidated basis <input type="checkbox"/> Both consolidated and separate basis		X
b Were the organization's financial statements audited by an independent accountant? If "Yes," check a box below to indicate whether the financial statements for the year were audited on a separate basis, consolidated basis, or both: <input checked="" type="checkbox"/> Separate basis <input type="checkbox"/> Consolidated basis <input type="checkbox"/> Both consolidated and separate basis	X	
c If "Yes" to line 2a or 2b, does the organization have a committee that assumes responsibility for oversight of the audit, review, or compilation of its financial statements and selection of an independent accountant? If the organization changed either its oversight process or selection process during the tax year, explain in Schedule O.	X	
3a As a result of a federal award, was the organization required to undergo an audit or audits as set forth in the Single Audit Act and OMB Circular A-133?		X
b If "Yes," did the organization undergo the required audit or audits? If the organization did not undergo the required audit or audits, explain why in Schedule O and describe any steps taken to undergo such audits.		

SCHEDULE A
(Form 990 or 990-EZ)

Public Charity Status and Public Support

Complete if the organization is a section 501(c)(3) organization or a section 4947(a)(1) nonexempt charitable trust.

▶ Attach to Form 990 or Form 990-EZ.

▶ Information about Schedule A (Form 990 or 990-EZ) and its instructions is at www.irs.gov/form990.

OMB No. 1545-0047

2015

Open to Public Inspection

Department of the Treasury
Internal Revenue Service

Name of the organization

SHEBOYGAN COUNTY HUMANE SOCIETY

Employer identification number

39-1050684

Part I Reason for Public Charity Status (All organizations must complete this part.) See instructions.

The organization is not a private foundation because it is: (For lines 1 through 11, check only one box.)

- 1 A church, convention of churches, or association of churches described in section 170(b)(1)(A)(i).
- 2 A school described in section 170(b)(1)(A)(ii). (Attach Schedule E (Form 990 or 990-EZ).)
- 3 A hospital or a cooperative hospital service organization described in section 170(b)(1)(A)(iii).
- 4 A medical research organization operated in conjunction with a hospital described in section 170(b)(1)(A)(iii). Enter the hospital's name, city, and state: _____
- 5 An organization operated for the benefit of a college or university owned or operated by a governmental unit described in section 170(b)(1)(A)(iv). (Complete Part II.)
- 6 A federal, state, or local government or governmental unit described in section 170(b)(1)(A)(v).
- 7 An organization that normally receives a substantial part of its support from a governmental unit or from the general public described in section 170(b)(1)(A)(vi). (Complete Part II.)
- 8 A community trust described in section 170(b)(1)(A)(vi). (Complete Part II.)
- 9 An organization that normally receives: (1) more than 33 1/3% of its support from contributions, membership fees, and gross receipts from activities related to its exempt functions—subject to certain exceptions, and (2) no more than 33 1/3% of its support from gross investment income and unrelated business taxable income (less section 511 tax) from businesses acquired by the organization after June 30, 1975. See section 509(a)(2). (Complete Part III.)
- 10 An organization organized and operated exclusively to test for public safety. See section 509(a)(4).
- 11 An organization organized and operated exclusively for the benefit of, to perform the functions of, or to carry out the purposes of one or more publicly supported organizations described in section 509(a)(1) or section 509(a)(2). See section 509(a)(3). Check the box in lines 11a through 11d that describes the type of supporting organization and complete lines 11e, 11f, and 11g.
 - a Type I. A supporting organization operated, supervised, or controlled by its supported organization(s), typically by giving the supported organization(s) the power to regularly appoint or elect a majority of the directors or trustees of the supporting organization. You must complete Part IV, Sections A and B.
 - b Type II. A supporting organization supervised or controlled in connection with its supported organization(s), by having control or management of the supporting organization vested in the same persons that control or manage the supported organization(s). You must complete Part IV, Sections A and C.
 - c Type III functionally integrated. A supporting organization operated in connection with, and functionally integrated with, its supported organization(s) (see instructions). You must complete Part IV, Sections A, D, and E.
 - d Type III non-functionally integrated. A supporting organization operated in connection with its supported organization(s) that is not functionally integrated. The organization generally must satisfy a distribution requirement and an attentiveness requirement (see instructions). You must complete Part IV, Sections A and D, and Part V.
 - e Check this box if the organization received a written determination from the IRS that it is a Type I, Type II, Type III functionally integrated, or Type III non-functionally integrated supporting organization.
 - f Enter the number of supported organizations
 - g Provide the following information about the supported organization(s).

(i) Name of supported organization	(ii) EIN	(iii) Type of organization (described on lines 1-9 above (see instructions))	(iv) Is the organization listed in your governing document?		(v) Amount of monetary support (see instructions)	(vi) Amount of other support (see instructions)
			Yes	No		
(A)						
(B)						
(C)						
(D)						
(E)						
Total						

Part II Support Schedule for Organizations Described in Sections 170(b)(1)(A)(iv) and 170(b)(1)(A)(vi)
 (Complete only if you checked the box on line 5, 7, or 8 of Part I or if the organization failed to qualify under Part III. If the organization fails to qualify under the tests listed below, please complete Part III.)

Section A. Public Support

Calendar year (or fiscal year beginning in) ▶	(a) 2011	(b) 2012	(c) 2013	(d) 2014	(e) 2015	(f) Total
1 Gifts, grants, contributions, and membership fees received. (Do not include any "unusual grants.")						
2 Tax revenues levied for the organization's benefit and either paid to or expended on its behalf						
3 The value of services or facilities furnished by a governmental unit to the organization without charge						
4 Total. Add lines 1 through 3						
5 The portion of total contributions by each person (other than a governmental unit or publicly supported organization) included on line 1 that exceeds 2% of the amount shown on line 11, column (f)						
6 Public support. Subtract line 5 from line 4.						

Section B. Total Support

Calendar year (or fiscal year beginning in) ▶	(a) 2011	(b) 2012	(c) 2013	(d) 2014	(e) 2015	(f) Total
7 Amounts from line 4						
8 Gross income from interest, dividends, payments received on securities loans, rents, royalties and income from similar sources						
9 Net income from unrelated business activities, whether or not the business is regularly carried on						
10 Other income. Do not include gain or loss from the sale of capital assets (Explain in Part VI.)						
11 Total support. Add lines 7 through 10						

12 Gross receipts from related activities, etc. (see instructions) 12

13 First five years. If the Form 990 is for the organization's first, second, third, fourth, or fifth tax year as a section 501(c)(3) organization, check this box and stop here ▶

Section C. Computation of Public Support Percentage

14 Public support percentage for 2015 (line 6, column (f) divided by line 11, column (f))	14	%
15 Public support percentage from 2014 Schedule A, Part II, line 14	15	%

- 16a** 33 1/3% support test—2015. If the organization did not check the box on line 13, and line 14 is 33 1/3% or more, check this box and stop here. The organization qualifies as a publicly supported organization ▶
- b** 33 1/3% support test—2014. If the organization did not check a box on line 13 or 16a, and line 15 is 33 1/3% or more, check this box and stop here. The organization qualifies as a publicly supported organization ▶
- 17a** 10%-facts-and-circumstances test—2015. If the organization did not check a box on line 13, 16a, or 16b, and line 14 is 10% or more, and if the organization meets the "facts-and-circumstances" test, check this box and stop here. Explain in Part VI how the organization meets the "facts-and-circumstances" test. The organization qualifies as a publicly supported organization ▶
- b** 10%-facts-and-circumstances test—2014. If the organization did not check a box on line 13, 16a, 16b, or 17a, and line 15 is 10% or more, and if the organization meets the "facts-and-circumstances" test, check this box and stop here. Explain in Part VI how the organization meets the "facts-and-circumstances" test. The organization qualifies as a publicly supported organization ▶
- 18** Private foundation. If the organization did not check a box on line 13, 16a, 16b, 17a, or 17b, check this box and see instructions ▶

Part III Support Schedule for Organizations Described in Section 509(a)(2)
 (Complete only if you checked the box on line 9 of Part I or if the organization failed to qualify under Part II.
 If the organization fails to qualify under the tests listed below, please complete Part II.)

Section A. Public Support

Calendar year (or fiscal year beginning in) ▶	(a) 2011	(b) 2012	(c) 2013	(d) 2014	(e) 2015	(f) Total
1 Gifts, grants, contributions, and membership fees received. (Do not include any "unusual grants.")	463,360	345,289	193,704	707,182	437,902	2,147,437
2 Gross receipts from admissions, merchandise sold or services performed, or facilities furnished in any activity that is related to the organization's tax-exempt purpose	258,762	229,241	185,697	190,228	183,601	1,047,529
3 Gross receipts from activities that are not an unrelated trade or business under section 513						
4 Tax revenues levied for the organization's benefit and either paid to or expended on its behalf						
5 The value of services or facilities furnished by a governmental unit to the organization without charge						
6 Total. Add lines 1 through 5	722,122	574,530	379,401	897,410	621,503	3,194,966
7a Amounts included on lines 1, 2, and 3 received from disqualified persons						
b Amounts included on lines 2 and 3 received from other than disqualified persons that exceed the greater of \$5,000 or 1% of the amount on line 13 for the year						
c Add lines 7a and 7b						
8 Public support. (Subtract line 7c from line 6.)						3,194,966

Section B. Total Support

Calendar year (or fiscal year beginning in) ▶	(a) 2011	(b) 2012	(c) 2013	(d) 2014	(e) 2015	(f) Total
9 Amounts from line 8	722,122	574,530	379,401	897,410	621,503	3,194,966
10a Gross income from interest, dividends, payments received on securities loans, rents, royalties and income from similar sources ...	23,834	49,399	50,738	28,639	77,495	230,105
b Unrelated business taxable income (less section 511 taxes) from businesses acquired after June 30, 1975						
c Add lines 10a and 10b	23,834	49,399	50,738	28,639	77,495	230,105
11 Net income from unrelated business activities not included in line 10b, whether or not the business is regularly carried on						
12 Other income. Do not include gain or loss from the sale of capital assets (Explain in Part VI.)	566	164	262	15	45	1,052
13 Total support. (Add lines 9, 10c, 11, and 12.)	746,522	624,093	430,401	926,064	699,043	3,426,123
14 First five years. If the Form 990 is for the organization's first, second, third, fourth, or fifth tax year as a section 501(c)(3) organization, check this box and stop here <input type="checkbox"/>						

Section C. Computation of Public Support Percentage

15 Public support percentage for 2015 (line 8, column (f) divided by line 13, column (f))	15	93.25%
16 Public support percentage from 2014 Schedule A, Part III, line 15	16	94.43%

Section D. Computation of Investment Income Percentage

17 Investment income percentage for 2015 (line 10c, column (f) divided by line 13, column (f))	17	7%
18 Investment income percentage from 2014 Schedule A, Part III, line 17	18	6%

- 19a 33 1/3% support tests—2015. If the organization did not check the box on line 14, and line 15 is more than 33 1/3%, and line 17 is not more than 33 1/3%, check this box and stop here. The organization qualifies as a publicly supported organization
- b 33 1/3% support tests—2014. If the organization did not check a box on line 14 or line 19a, and line 18 is more than 33 1/3%, and line 18 is not more than 33 1/3%, check this box and stop here. The organization qualifies as a publicly supported organization
- 20 Private foundation. If the organization did not check a box on line 14, 19a, or 19b, check this box and see instructions

Part IV Supporting Organizations

(Complete only if you checked a box in line 11 on Part I. If you checked 11a of Part I, complete Sections A and B. If you checked 11b of Part I, complete Sections A and C. If you checked 11c of Part I, complete Sections A, D, and E. If you checked 11d of Part I, complete Sections A and D, and complete Part V.)

Section A. All Supporting Organizations

	Yes	No
1 Are all of the organization's supported organizations listed by name in the organization's governing documents? If "No," describe in Part VI how the supported organizations are designated. If designated by class or purpose, describe the designation. If historic and continuing relationship, explain.		
2 Did the organization have any supported organization that does not have an IRS determination of status under section 509(a)(1) or (2)? If "Yes," explain in Part VI how the organization determined that the supported organization was described in section 509(a)(1) or (2).		
3a Did the organization have a supported organization described in section 501(c)(4), (5), or (6)? If "Yes," answer (b) and (c) below.		
b Did the organization confirm that each supported organization qualified under section 501(c)(4), (5), or (6) and satisfied the public support tests under section 509(a)(2)? If "Yes," describe in Part VI when and how the organization made the determination.		
c Did the organization ensure that all support to such organizations was used exclusively for section 170(c)(2)(B) purposes? If "Yes," explain in Part VI what controls the organization put in place to ensure such use.		
4a Was any supported organization not organized in the United States ("foreign supported organization")? If "Yes," and if you checked 11a or 11b in Part I, answer (b) and (c) below.		
b Did the organization have ultimate control and discretion in deciding whether to make grants to the foreign supported organization? If "Yes," describe in Part VI how the organization had such control and discretion despite being controlled or supervised by or in connection with its supported organizations.		
c Did the organization support any foreign supported organization that does not have an IRS determination under sections 501(c)(3) and 509(a)(1) or (2)? If "Yes," explain in Part VI what controls the organization used to ensure that all support to the foreign supported organization was used exclusively for section 170(c)(2)(B) purposes.		
5a Did the organization add, substitute, or remove any supported organizations during the tax year? If "Yes," answer (b) and (c) below (if applicable). Also, provide detail in Part VI, including (i) the names and EIN numbers of the supported organizations added, substituted, or removed; (ii) the reasons for each such action; (iii) the authority under the organization's organizing document authorizing such action; and (iv) how the action was accomplished (such as by amendment to the organizing document).		
b Type I or Type II only. Was any added or substituted supported organization part of a class already designated in the organization's organizing document?		
c Substitutions only. Was the substitution the result of an event beyond the organization's control?		
6 Did the organization provide support (whether in the form of grants or the provision of services or facilities) to anyone other than (i) its supported organizations, (ii) individuals that are part of the charitable class benefited by one or more of its supported organizations, or (iii) other supporting organizations that also support or benefit one or more of the filing organization's supported organizations? If "Yes," provide detail in Part VI.		
7 Did the organization provide a grant, loan, compensation, or other similar payment to a substantial contributor (defined in section 4958(c)(3)(C)), a family member of a substantial contributor, or a 35% controlled entity with regard to a substantial contributor? If "Yes," complete Part I of Schedule L (Form 990 or 990-EZ).		
8 Did the organization make a loan to a disqualified person (as defined in section 4958) not described in line 7? If "Yes," complete Part I of Schedule L (Form 990 or 990-EZ).		
9a Was the organization controlled directly or indirectly at any time during the tax year by one or more disqualified persons as defined in section 4946 (other than foundation managers and organizations described in section 509(a)(1) or (2))? If "Yes," provide detail in Part VI.		
b Did one or more disqualified persons (as defined in line 9a) hold a controlling interest in any entity in which the supporting organization had an interest? If "Yes," provide detail in Part VI.		
c Did a disqualified person (as defined in line 9a) have an ownership interest in, or derive any personal benefit from, assets in which the supporting organization also had an interest? If "Yes," provide detail in Part VI.		
10a Was the organization subject to the excess business holdings rules of section 4943 because of section 4943(f) (regarding certain Type II supporting organizations, and all Type III non-functionally integrated supporting organizations)? If "Yes," answer 10b below.		
b Did the organization have any excess business holdings in the tax year? (Use Schedule C, Form 4720, to determine whether the organization had excess business holdings.)		

Part IV Supporting Organizations (continued)

	Yes	No
11 Has the organization accepted a gift or contribution from any of the following persons?		
a A person who directly or indirectly controls, either alone or together with persons described in (b) and (c) below, the governing body of a supported organization?	11a	
b A family member of a person described in (a) above?	11b	
c A 35% controlled entity of a person described in (a) or (b) above? If "Yes" to a, b, or c, provide detail in Part VI.	11c	

Section B. Type I Supporting Organizations

	Yes	No
1 Did the directors, trustees, or membership of one or more supported organizations have the power to regularly appoint or elect at least a majority of the organization's directors or trustees at all times during the tax year? If "No," describe in Part VI how the supported organization(s) effectively operated, supervised, or controlled the organization's activities. If the organization had more than one supported organization, describe how the powers to appoint and/or remove directors or trustees were allocated among the supported organizations and what conditions or restrictions, if any, applied to such powers during the tax year.	1	
2 Did the organization operate for the benefit of any supported organization other than the supported organization(s) that operated, supervised, or controlled the supporting organization? If "Yes," explain in Part VI how providing such benefit carried out the purposes of the supported organization(s) that operated, supervised, or controlled the supporting organization.	2	

Section C. Type II Supporting Organizations

	Yes	No
1 Were a majority of the organization's directors or trustees during the tax year also a majority of the directors or trustees of each of the organization's supported organization(s)? If "No," describe in Part VI how control or management of the supporting organization was vested in the same persons that controlled or managed the supported organization(s).	1	

Section D. All Type III Supporting Organizations

	Yes	No
1 Did the organization provide to each of its supported organizations, by the last day of the fifth month of the organization's tax year, (i) a written notice describing the type and amount of support provided during the prior tax year, (ii) a copy of the Form 990 that was most recently filed as of the date of notification, and (iii) copies of the organization's governing documents in effect on the date of notification, to the extent not previously provided?	1	
2 Were any of the organization's officers, directors, or trustees either (i) appointed or elected by the supported organization(s) or (ii) serving on the governing body of a supported organization? If "No," explain in Part VI how the organization maintained a close and continuous working relationship with the supported organization(s).	2	
3 By reason of the relationship described in (2), did the organization's supported organizations have a significant voice in the organization's investment policies and in directing the use of the organization's income or assets at all times during the tax year? If "Yes," describe in Part VI the role the organization's supported organizations played in this regard.	3	

Section E. Type III Functionally-Integrated Supporting Organizations

1 Check the box next to the method that the organization used to satisfy the Integral Part Test during the year (see instructions):		
a <input type="checkbox"/> The organization satisfied the Activities Test. Complete line 2 below.		
b <input type="checkbox"/> The organization is the parent of each of its supported organizations. Complete line 3 below.		
c <input type="checkbox"/> The organization supported a governmental entity. Describe in Part VI how you supported a government entity (see instructions).		
2 Activities Test. Answer (a) and (b) below.		
a Did substantially all of the organization's activities during the tax year directly further the exempt purposes of the supported organization(s) to which the organization was responsive? If "Yes," then in Part VI identify those supported organizations and explain how these activities directly furthered their exempt purposes, how the organization was responsive to those supported organizations, and how the organization determined that these activities constituted substantially all of its activities.	2a	
b Did the activities described in (a) constitute activities that, but for the organization's involvement, one or more of the organization's supported organization(s) would have been engaged in? If "Yes," explain in Part VI the reasons for the organization's position that its supported organization(s) would have engaged in these activities but for the organization's involvement.	2b	
3 Parent of Supported Organizations. Answer (a) and (b) below.		
a Did the organization have the power to regularly appoint or elect a majority of the officers, directors, or trustees of each of the supported organizations? Provide details in Part VI.	3a	
b Did the organization exercise a substantial degree of direction over the policies, programs, and activities of each of its supported organizations? If "Yes," describe in Part VI the role played by the organization in this regard.	3b	

Part V Type III Non-Functionally Integrated 509(a)(3) Supporting Organizations

1 Check here if the organization satisfied the Integral Part Test as a qualifying trust on Nov. 20, 1970. See instructions. All other Type III non-functionally integrated supporting organizations must complete Sections A through E.

Section A - Adjusted Net Income		(A) Prior Year	(B) Current Year (optional)
1	Net short-term capital gain	1	
2	Recoveries of prior-year distributions	2	
3	Other gross income (see instructions)	3	
4	Add lines 1 through 3	4	
5	Depreciation and depletion	5	
6	Portion of operating expenses paid or incurred for production or collection of gross income or for management, conservation, or maintenance of property held for production of income (see instructions)	6	
7	Other expenses (see instructions)	7	
8	Adjusted Net Income (subtract lines 5, 6 and 7 from line 4)	8	
Section B - Minimum Asset Amount		(A) Prior Year	(B) Current Year (optional)
1	Aggregate fair market value of all non-exempt-use assets (see instructions for short tax year or assets held for part of year):		
a	Average monthly value of securities	1a	
b	Average monthly cash balances	1b	
c	Fair market value of other non-exempt-use assets	1c	
d	Total (add lines 1a, 1b, and 1c)	1d	
e	Discount claimed for blockage or other factors (explain in detail in Part VI):		
2	Acquisition indebtedness applicable to non-exempt-use assets	2	
3	Subtract line 2 from line 1d	3	
4	Cash deemed held for exempt use. Enter 1-1/2% of line 3 (for greater amount, see instructions).	4	
5	Net value of non-exempt-use assets (subtract line 4 from line 3)	5	
6	Multiply line 5 by .035	6	
7	Recoveries of prior-year distributions	7	
8	Minimum Asset Amount (add line 7 to line 6)	8	
Section C - Distributable Amount			Current Year
1	Adjusted net income for prior year (from Section A, line 8, Column A)	1	
2	Enter 85% of line 1	2	
3	Minimum asset amount for prior year (from Section B, line 8, Column A)	3	
4	Enter greater of line 2 or line 3	4	
5	Income tax imposed in prior year	5	
6	Distributable Amount. Subtract line 5 from line 4, unless subject to emergency temporary reduction (see instructions)	6	
7	<input type="checkbox"/> Check here if the current year is the organization's first as a non-functionally-integrated Type III supporting organization (see instructions).		

Part V Type III Non-Functionally Integrated 509(a)(3) Supporting Organizations (continued)

Section D - Distributions		Current Year		
1	Amounts paid to supported organizations to accomplish exempt purposes			
2	Amounts paid to perform activity that directly furthers exempt purposes of supported organizations, in excess of income from activity			
3	Administrative expenses paid to accomplish exempt purposes of supported organizations			
4	Amounts paid to acquire exempt-use assets			
5	Qualified set-aside amounts (prior IRS approval required)			
6	Other distributions (describe in Part VI). See instructions.			
7	Total annual distributions. Add lines 1 through 6.			
8	Distributions to attentive supported organizations to which the organization is responsive (provide details in Part VI). See instructions.			
9	Distributable amount for 2015 from Section C, line 6			
10	Line 8 amount divided by Line 9 amount			
Section E - Distribution Allocations (see instructions)		(i) Excess Distributions	(ii) Underdistributions Pre-2015	(iii) Distributable Amount for 2015
1	Distributable amount for 2015 from Section C, line 6			
2	Underdistributions, if any, for years prior to 2015 (reasonable cause required-see instructions)			
3	Excess distributions carryover, if any, to 2015:			
a				
b				
c				
d	From 2013			
e	From 2014			
f	Total of lines 3a through e			
g	Applied to underdistributions of prior years			
h	Applied to 2015 distributable amount			
i	Carryover from 2010 not applied (see instructions)			
j	Remainder. Subtract lines 3g, 3h, and 3i from 3f.			
4	Distributions for 2015 from Section D, line 7:			
a	Applied to underdistributions of prior years			
b	Applied to 2015 distributable amount			
c	Remainder. Subtract lines 4a and 4b from 4.			
5	Remaining underdistributions for years prior to 2015, if any. Subtract lines 3g and 4a from line 2 (if amount greater than zero, see instructions).			
6	Remaining underdistributions for 2015. Subtract lines 3h and 4b from line 1 (if amount greater than zero, see instructions).			
7	Excess distributions carryover to 2016. Add lines 3j and 4c.			
8	Breakdown of line 7:			
a				
b				
c	Excess from 2013			
d	Excess from 2014			
e	Excess from 2015			

Part VI Supplemental Information. Provide the explanations required by Part II, line 10; Part II, line 17a or 17b; Part III, line 12; Part IV, Section A, lines 1, 2, 3b, 3c, 4b, 4c, 5a, 6, 9a, 9b, 9c, 11a, 11b, and 11c; Part IV, Section B, lines 1 and 2; Part IV, Section C, line 1; Part IV, Section D, lines 2 and 3; Part IV, Section E, lines 1c, 2a, 2b, 3a and 3b; Part V, line 1; Part V, Section B, line 1e; Part V, Section D, lines 5, 6, and 8; and Part V, Section E, lines 2, 5, and 6. Also complete this part for any additional information. (See instructions.)

SUPPORTING SCHEDULE - UNUSUAL GRANTS

BUILDING \$ **1,491,500**

PART III, LINE 12 - OTHER INCOME DETAIL

\$ **1,052**

Schedule B
(Form 990, 990-EZ,
or 990-PF)

Department of the Treasury
Internal Revenue Service

Schedule of Contributors

▶ Attach to Form 990, Form 990-EZ, or Form 990-PF.

▶ Information about Schedule B (Form 990, 990-EZ, or 990-PF) and its instructions is at www.irs.gov/form990.

OMB No. 1545-0047

2015

Name of the organization

Employer identification number

SHEBOYGAN COUNTY HUMANE SOCIETY

39-1050684

Organization type (check one):

Filters of:

Section:

Form 990 or 990-EZ

501(c)(3) (enter number) organization

4947(a)(1) nonexempt charitable trust not treated as a private foundation

527 political organization

Form 990-PF

501(c)(3) exempt private foundation

4947(a)(1) nonexempt charitable trust treated as a private foundation

501(c)(3) taxable private foundation

Check if your organization is covered by the General Rule or a Special Rule.

Note. Only a section 501(c)(7), (8), or (10) organization can check boxes for both the General Rule and a Special Rule. See instructions.

General Rule

For an organization filing Form 990, 990-EZ, or 990-PF that received, during the year, contributions totaling \$5,000 or more (in money or property) from any one contributor. Complete Parts I and II. See instructions for determining a contributor's total contributions.

Special Rules

For an organization described in section 501(c)(3) filing Form 990 or 990-EZ that met the 33 1/3 % support test of the regulations under sections 509(a)(1) and 170(b)(1)(A)(vi), that checked Schedule A (Form 990 or 990-EZ), Part II, line 13, 16a, or 16b, and that received from any one contributor, during the year, total contributions of the greater of (1) \$5,000 or (2) 2% of the amount on (i) Form 990, Part VIII, line 1h, or (ii) Form 990-EZ, line 1. Complete Parts I and II.

For an organization described in section 501(c)(7), (8), or (10) filing Form 990 or 990-EZ that received from any one contributor, during the year, total contributions of more than \$1,000 exclusively for religious, charitable, scientific, literary, or educational purposes, or for the prevention of cruelty to children or animals. Complete Parts I, II, and III.

For an organization described in section 501(c)(7), (8), or (10) filing Form 990 or 990-EZ that received from any one contributor, during the year, contributions exclusively for religious, charitable, etc., purposes, but no such contributions totaled more than \$1,000. If this box is checked, enter here the total contributions that were received during the year for an exclusively religious, charitable, etc., purpose. Do not complete any of the parts unless the General Rule applies to this organization because it received nonexclusively religious, charitable, etc., contributions totaling \$5,000 or more during the year

Caution. An organization that is not covered by the General Rule and/or the Special Rules does not file Schedule B (Form 990, 990-EZ, or 990-PF), but it must answer "No" on Part IV, line 2, of its Form 990; or check the box on line H of its Form 990-EZ or on its Form 990-PF, Part I, line 2, to certify that it does not meet the filing requirements of Schedule B (Form 990, 990-EZ, or 990-PF).

Name of organization SHEBOYGAN COUNTY HUMANE SOCIETY	Employer identification number 39-1050684
--	---

Part I Contributors (see instructions). Use duplicate copies of Part I if additional space is needed.

(a) No.	(b) Name, address, and ZIP + 4	(c) Total contributions	(d) Type of contribution
1	ELIZABETH MCGINNESS IRREVOCABLE TRU WELLS FARGO PO BOX 171 SHEBOYGAN WI 53082	\$ 6,667	Person <input checked="" type="checkbox"/> Payroll <input type="checkbox"/> Noncash <input type="checkbox"/> (Complete Part II for noncash contributions.)
2	SARGENTO CHEESE ONE PERSNICKETY PLACE PLYMOUTH WI 53073	\$ 24,193	Person <input checked="" type="checkbox"/> Payroll <input type="checkbox"/> Noncash <input type="checkbox"/> (Complete Part II for noncash contributions.)
3	WAGNER FOUNDATION PO BOX 663 SHEBOYGAN WI 53082	\$ 39,998	Person <input checked="" type="checkbox"/> Payroll <input type="checkbox"/> Noncash <input type="checkbox"/> (Complete Part II for noncash contributions.)
4	IRENE LUETHGE ESTATE 3107 NORTH 20TH STREET SHEBOYGAN WI 53083	\$ 6,571	Person <input checked="" type="checkbox"/> Payroll <input type="checkbox"/> Noncash <input type="checkbox"/> (Complete Part II for noncash contributions.)
5	THE CHRISTOPHER FAMILY FOUNDATION 123 E OGDEN SUITE 203 HINDSALE IL 60521	\$ 6,500	Person <input checked="" type="checkbox"/> Payroll <input type="checkbox"/> Noncash <input type="checkbox"/> (Complete Part II for noncash contributions.)
6	TORO GIVING 8111 LYNDALE AVENUE SOUTH BLOOMINGTON MN 55420-1196	\$ 9,842	Person <input checked="" type="checkbox"/> Payroll <input type="checkbox"/> Noncash <input checked="" type="checkbox"/> (Complete Part II for noncash contributions.)

Name of organization

SHEBOYGAN COUNTY HUMANE SOCIETY

Employer identification number

39-1050684

Part I Contributors (see instructions). Use duplicate copies of Part I if additional space is needed.

(a) No.	(b) Name, address, and ZIP + 4	(c) Total contributions	(d) Type of contribution
7	MEM 620 NORTH LYNNDAL DRIVE APPLETON WI 54914	\$ 10,000	Person <input type="checkbox"/> Payroll <input type="checkbox"/> Noncash <input checked="" type="checkbox"/> (Complete Part II for noncash contributions.)
8	MARK NEMSCHOFF 33 E 15TH STREET TEMPE AZ 85281-6601	\$ 1,491,500	Person <input type="checkbox"/> Payroll <input type="checkbox"/> Noncash <input checked="" type="checkbox"/> (Complete Part II for noncash contributions.)
9	HAMILTON FAMILY FOUNDATION PO BOX 700440 OOSTBURG WI 53070	\$ 5,000	Person <input checked="" type="checkbox"/> Payroll <input type="checkbox"/> Noncash <input type="checkbox"/> (Complete Part II for noncash contributions.)
10	ESTATE OF CAROL SCHULTZ 602 NORTH 6TH STREET SHEBOYGAN WI 53081	\$ 36,000	Person <input checked="" type="checkbox"/> Payroll <input type="checkbox"/> Noncash <input type="checkbox"/> (Complete Part II for noncash contributions.)
11	LORRAINE BEAVER 7415 WEST WALKER DRIVE LITTLETON CO 80123	\$ 139,263	Person <input checked="" type="checkbox"/> Payroll <input type="checkbox"/> Noncash <input type="checkbox"/> (Complete Part II for noncash contributions.)
		\$	Person <input type="checkbox"/> Payroll <input type="checkbox"/> Noncash <input type="checkbox"/> (Complete Part II for noncash contributions.)

Name of organization SHEBOYGAN COUNTY HUMANE SOCIETY	Employer identification number 39-1050684
--	---

Part II Noncash Property (see instructions). Use duplicate copies of Part II if additional space is needed.

(a) No. from Part I	(b) Description of noncash property given	(c) FMV (or estimate) (see instructions)	(d) Date received
6	TORO GIVING GRANT - LAWN MOWER	\$ 9,443	12/04/15
7	PRINTERS	\$ 10,000	12/14/15
8	BUILDING	\$ 1,491,500	05/01/15
		\$	
		\$	
		\$	

SCHEDULE D (Form 990)

Department of the Treasury Internal Revenue Service

Supplemental Financial Statements

Complete if the organization answered "Yes" on Form 990, Part IV, line 6, 7, 8, 9, 10, 11a, 11b, 11c, 11d, 11e, 11f, 12a, or 12b. Attach to Form 990.

Information about Schedule D (Form 990) and its instructions is at www.irs.gov/form990.

OMB No. 1545-0047

2015

Open to Public Inspection

Name of the organization

Employer identification number

SHEBOYGAN COUNTY HUMANE SOCIETY

39-1050684

Part I Organizations Maintaining Donor Advised Funds or Other Similar Funds or Accounts. Complete if the organization answered "Yes" on Form 990, Part IV, line 6.

Table with 2 columns: (a) Donor advised funds, (b) Funds and other accounts. Rows include: 1 Total number at end of year, 2 Aggregate value of contributions to (during year), 3 Aggregate value of grants from (during year), 4 Aggregate value at end of year, 5 Did the organization inform all donors and donor advisors in writing that the assets held in donor advised funds are the organization's property, subject to the organization's exclusive legal control?, 6 Did the organization inform all grantees, donors, and donor advisors in writing that grant funds can be used only for charitable purposes and not for the benefit of the donor or donor advisor, or for any other purpose conferring impermissible private benefit?

Part II Conservation Easements. Complete if the organization answered "Yes" on Form 990, Part IV, line 7.

Table with 2 columns: Held at the End of the Tax Year. Rows include: 1 Purpose(s) of conservation easements held by the organization (check all that apply), 2 Complete lines 2a through 2d if the organization held a qualified conservation contribution in the form of a conservation easement on the last day of the tax year. (a) Total number of conservation easements, (b) Total acreage restricted by conservation easements, (c) Number of conservation easements on a certified historic structure included in (a), (d) Number of conservation easements included in (c) acquired after 8/17/06, and not on a historic structure listed in the National Register, 3 Number of conservation easements modified, transferred, released, extinguished, or terminated by the organization during the tax year, 4 Number of states where property subject to conservation easement is located, 5 Does the organization have a written policy regarding the periodic monitoring, inspection, handling of violations, and enforcement of the conservation easements it holds?, 6 Staff and volunteer hours devoted to monitoring, inspecting, handling of violations, and enforcing conservation easements during the year, 7 Amount of expenses incurred in monitoring, inspecting, handling of violations, and enforcing conservation easements during the year, 8 Does each conservation easement reported on line 2(d) above satisfy the requirements of section 170(h)(4)(B)(i) and section 170(h)(4)(B)(ii)?, 9 In Part XIII, describe how the organization reports conservation easements in its revenue and expense statement, and balance sheet, and include, if applicable, the text of the footnote to the organization's financial statements that describes the organization's accounting for conservation easements.

Part III Organizations Maintaining Collections of Art, Historical Treasures, or Other Similar Assets. Complete if the organization answered "Yes" on Form 990, Part IV, line 8.

Table with 2 columns: \$, \$. Rows include: 1a If the organization elected, as permitted under SFAS 116 (ASC 958), not to report in its revenue statement and balance sheet works of art, historical treasures, or other similar assets held for public exhibition, education, or research in furtherance of public service, provide, in Part XIII, the text of the footnote to its financial statements that describes these items. b If the organization elected, as permitted under SFAS 116 (ASC 958), to report in its revenue statement and balance sheet works of art, historical treasures, or other similar assets held for public exhibition, education, or research in furtherance of public service, provide the following amounts relating to these items: (i) Revenue included on Form 990, Part VII, line 1, (ii) Assets included in Form 990, Part X, 2 If the organization received or held works of art, historical treasures, or other similar assets for financial gain, provide the following amounts required to be reported under SFAS 116 (ASC 958) relating to these items: a Revenue included on Form 990, Part VII, line 1, b Assets included in Form 990, Part X

Part III Organizations Maintaining Collections of Art, Historical Treasures, or Other Similar Assets (continued)

3 Using the organization's acquisition, accession, and other records, check any of the following that are a significant use of its collection items (check all that apply):

- a Public exhibition
- b Scholarly research
- c Preservation for future generations
- d Loan or exchange programs
- e Other

4 Provide a description of the organization's collections and explain how they further the organization's exempt purpose in Part XIII.

5 During the year, did the organization solicit or receive donations of art, historical treasures, or other similar assets to be sold to raise funds rather than to be maintained as part of the organization's collection? Yes No

Part IV Escrow and Custodial Arrangements.

Complete if the organization answered "Yes" on Form 990, Part IV, line 9, or reported an amount on Form 990, Part X, line 21.

1a Is the organization an agent, trustee, custodian or other intermediary for contributions or other assets not included on Form 990, Part X? Yes No

b If "Yes," explain the arrangement in Part XIII and complete the following table:

- c Beginning balance
- d Additions during the year
- e Distributions during the year
- f Ending balance

	Amount
1c	
1d	
1e	
1f	

2a Did the organization include an amount on Form 990, Part X, line 21, for escrow or custodial account liability? Yes No

b If "Yes," explain the arrangement in Part XIII. Check here if the explanation has been provided on Part XIII

Part V Endowment Funds.

Complete if the organization answered "Yes" on Form 990, Part IV, line 10.

	(a) Current year	(b) Prior year	(c) Two years back	(d) Three years back	(e) Four years back
1a Beginning of year balance	1,235,293	885,570	881,737	726,353	749,112
b Contributions		127,110	-111,892	75,145	35,470
c Net investment earnings, gains, and losses	-13,979	246,369	115,725	94,289	-2,029
d Grants or scholarships					
e Other expenditures for facilities and programs	79,607	23,756		14,050	56,200
f Administrative expenses	10,549				
g End of year balance	1,191,158	1,235,293	885,570	881,737	726,353

2 Provide the estimated percentage of the current year end balance (line 1g, column (a)) held as:

- a Board designated or quasi-endowment ▶ 75.69%
- b Permanent endowment ▶ 1.10%
- c Temporarily restricted endowment ▶ 23.21%

The percentages on lines 2a, 2b, and 2c should equal 100%.

3a Are there endowment funds not in the possession of the organization that are held and administered for the organization by:

- (i) unrelated organizations
- (ii) related organizations

	Yes	No
3a(i)	X	
3a(ii)		X
3b		

b If "Yes" on line 3a(ii), are the related organizations listed as required on Schedule R?

4 Describe in Part XIII the intended uses of the organization's endowment funds.

Part VI Land, Buildings, and Equipment.

Complete if the organization answered "Yes" on Form 990, Part IV, line 11a. See Form 990, Part X, line 10.

Description of property	(a) Cost or other basis (investment)	(b) Cost or other basis (other)	(c) Accumulated depreciation	(d) Book value
1a Land		229,959		229,959
b Buildings		1,964,126	324,267	1,639,859
c Leasehold improvements				
d Equipment		350,031	247,062	102,969
e Other		75,761	42,278	33,483
Total. Add lines 1a through 1e. (Column (d) must equal Form 990, Part X, column (B), line 10c.)				2,006,270

Part VII Investments—Other Securities.

Complete if the organization answered "Yes" on Form 990, Part IV, line 11b. See Form 990, Part X, line 12.

(a) Description of security or category (including name of security)	(b) Book value	(c) Method of valuation: Cost or end-of-year market value
(1) Financial derivatives		
(2) Closely-held equity interests		
(3) Other		
(A)		
(B)		
(C)		
(D)		
(E)		
(F)		
(G)		
(H)		
Total. (Column (b) must equal Form 990, Part X, col. (B) line 12.) ▶		

Part VIII Investments—Program Related.

Complete if the organization answered "Yes" on Form 990, Part IV, line 11c. See Form 990, Part X, line 13.

(a) Description of investment	(b) Book value	(c) Method of valuation: Cost or end-of-year market value
(1)		
(2)		
(3)		
(4)		
(5)		
(6)		
(7)		
(8)		
(9)		
Total. (Column (b) must equal Form 990, Part X, col. (B) line 13.) ▶		

Part IX Other Assets.

Complete if the organization answered "Yes" on Form 990, Part IV, line 11d. See Form 990, Part X, line 15.

(a) Description	(b) Book value
(1) BENEFICIAL INTEREST IN TRUST ESTATE	274,896
(2)	
(3)	
(4)	
(5)	
(6)	
(7)	
(8)	
(9)	
Total. (Column (b) must equal Form 990, Part X, col. (B) line 15.) ▶	274,896

Part X Other Liabilities.

Complete if the organization answered "Yes" on Form 990, Part IV, line 11e or 11f. See Form 990, Part X, line 25.

1. (a) Description of liability	(b) Book value
(1) Federal income taxes	
(2)	
(3)	
(4)	
(5)	
(6)	
(7)	
(8)	
(9)	
Total. (Column (b) must equal Form 990, Part X, col. (B) line 25.) ▶	

2. Liability for uncertain tax positions. In Part XIII, provide the text of the footnote to the organization's financial statements that reports the organization's liability for uncertain tax positions under FIN 48 (ASC 740). Check here if the text of the footnote has been provided in Part XIII

Part XI: Reconciliation of Revenue per Audited Financial Statements With Revenue per Return.
 Complete if the organization answered "Yes" on Form 990, Part IV, line 12a.

1	Total revenue, gains, and other support per audited financial statements		1	2,138,827
2	Amounts included on line 1 but not on Form 990, Part VIII, line 12:			
a	Net unrealized gains (losses) on investments	2a	-54,310	
b	Donated services and use of facilities	2b	5,000	
c	Recoveries of prior year grants	2c		
d	Other (Describe in Part XIII.)	2d	10,389	
e	Add lines 2a through 2d	2e		-38,921
3	Subtract line 2e from line 1	3		2,177,748
4	Amounts included on Form 990, Part VIII, line 12, but not on line 1:			
a	Investment expenses not included on Form 990, Part VIII, line 7b	4a	6,344	
b	Other (Describe in Part XIII.)	4b		
c	Add lines 4a and 4b	4c		6,344
5	Total revenue. Add lines 3 and 4c. (This must equal Form 990, Part I, line 12.)	5		2,184,092

Part XII: Reconciliation of Expenses per Audited Financial Statements With Expenses per Return.
 Complete if the organization answered "Yes" on Form 990, Part IV, line 12a.

1	Total expenses and losses per audited financial statements		1	637,333
2	Amounts included on line 1 but not on Form 990, Part IX, line 25:			
a	Donated services and use of facilities	2a	5,000	
b	Prior year adjustments	2b		
c	Other losses	2c		
d	Other (Describe in Part XIII.)	2d	10,389	
e	Add lines 2a through 2d	2e		15,389
3	Subtract line 2e from line 1	3		621,944
4	Amounts included on Form 990, Part IX, line 25, but not on line 1:			
a	Investment expenses not included on Form 990, Part VIII, line 7b	4a	6,344	
b	Other (Describe in Part XIII.)	4b		
c	Add lines 4a and 4b	4c		6,344
5	Total expenses. Add lines 3 and 4c. (This must equal Form 990, Part I, line 18.)	5		628,288

Part XIII: Supplemental Information.

Provide the descriptions required for Part II, lines 3, 5, and 9; Part III, lines 1a and 4; Part IV, lines 1b and 2b; Part V, line 4; Part X, line 2; Part XI, lines 2d and 4b; and Part XII, lines 2d and 4b. Also complete this part to provide any additional information.

PART V, LINE 4 - INTENDED USES FOR ENDOWMENT FUNDS

DISBURSEMENTS FROM THE BENEFICIAL INTERESTS IN TRUST ESTATES ARE MADE BASED ON THE ORGANIZATION'S PROPORTIONAL SHARE OF THE NET INCOME OF THE TRUST ASSETS. FURTHER, THE ORGANIZATION'S POLICY STATES THAT THE BOARD OF DIRECTORS, BY 2/3 MAJORITY VOTE, MAY USE ALL OR PART OF THE INTEREST OR INCOME FROM THE BOARD DESIGNATED ENDOWMENT. FURTHER, BY 2/3 MAJORITY VOTE, THE BOARD OF DIRECTORS MAY TRANSFER FUNDS, INCLUDING THE EXPENDITURE OF PRINCIPAL, INTO AND OUT OF THE BOARD DESIGNATED ENDOWMENT.

PART X - FIN 48 FOOTNOTE

THE ORGANIZATION IS EXEMPT FROM FEDERAL AND STATE INCOME TAXES UNDER INTERNAL REVENUE CODE 501(C)(3). IN ADDITION, THE ORGANIZATION QUALIFIES

FOR THE CHARITABLE CONTRIBUTION DEDUCTION UNDER INTERNAL REVENUE CODE 170 (B) (1) (A) AND HAS BEEN CLASSIFIED AS AN ORGANIZATION OTHER THAN A PRIVATE FOUNDATION UNDER INTERNAL REVENUE CODE 509 (A) (2).

THE ORGANIZATION HAS EVALUATED TAX POSITIONS TAKEN FOR FILING WITH THE INTERNAL REVENUE SERVICE AND ALL STATE JURISDICTIONS WHERE IT OPERATES. THE ORGANIZATION BELIEVES THAT INCOME TAX FILING POSITIONS WILL BE SUSTAINED UPON EXAMINATION AND DOES NOT ANTICIPATE ANY ADJUSTMENTS THAT WOULD RESULT IN A MATERIAL ADVERSE AFFECT ON THE ORGANIZATION'S FINANCIAL CONDITION, RESULTS OF OPERATIONS OR CASH FLOWS. ACCORDINGLY, THE ORGANIZATION HAS NOT RECORDED ANY RESERVES, OR RELATED ACCRUALS FOR INTEREST AND PENALTIES FOR UNCERTAIN INCOME TAX POSITIONS AT DECEMBER 31, 2015 AND 2014. ALL YEARS NOT CLOSED BY STATUTE OF LIMITATIONS IN JURISDICTIONS REMAIN OPEN FOR EXAMINATIONS.

PART XI, LINE 2D - REVENUE AMOUNTS INCLUDED IN FINANCIALS - OTHER

FUNDRAISING EXPENSES \$ 10,389

PART XII, LINE 2D - EXPENSE AMOUNTS INCLUDED IN FINANCIALS - OTHER

FUNDRAISING EXPENSES \$ 10,389

**SCHEDULE G
(Form 990 or 990-EZ)**

Supplemental Information Regarding Fundraising or Gaming Activities

OMB No. 1545-0047

2015

Department of the Treasury
Internal Revenue Service

Complete if the organization answered "Yes" on Form 990, Part IV, lines 17, 18, or 19, or if the organization entered more than \$15,000 on Form 990-EZ, line 8a.

▶ Attach to Form 990 or Form 990-EZ.

▶ Information about Schedule G (Form 990 or 990-EZ) and its instructions is at www.irs.gov/form990.

Open to Public Inspection

Name of the organization

SHEBOYGAN COUNTY HUMANE SOCIETY

Employer identification number

39-1050684

Part I

Fundraising Activities. Complete if the organization answered "Yes" on Form 990, Part IV, line 17. Form 990-EZ filers are not required to complete this part.

1 Indicate whether the organization raised funds through any of the following activities. Check all that apply.

- a Mail solicitations
- b Internet and email solicitations
- c Phone solicitations
- d In-person solicitations
- e Solicitation of non-government grants
- f Solicitation of government grants
- g Special fundraising events

2a Did the organization have a written or oral agreement with any individual (including officers, directors, trustees or key employees listed in Form 990, Part VII) or entity in connection with professional fundraising services? Yes No

b If "Yes," list the ten highest paid individuals or entities (fundraisers) pursuant to agreements under which the fundraiser is to be compensated at least \$5,000 by the organization.

	(i) Name and address of individual or entity (fundraiser)	(ii) Activity	(iii) Did fundraiser have custody or control of contributions?		(iv) Gross receipts from activity	(v) Amount paid to (or retained by) fundraiser listed in col. (i)	(vi) Amount paid to (or retained by) organization
			Yes	No			
1							
2							
3							
4							
5							
6							
7							
8							
9							
10							
Total							

3 List all states in which the organization is registered or licensed to solicit contributions or has been notified it is exempt from registration or licensing.

Part II Fundraising Events. Complete if the organization answered "Yes" on Form 990, Part IV, line 18, or reported more than \$15,000 of fundraising event contributions and gross income on Form 990-EZ, lines 1 and 6b. List events with gross receipts greater than \$5,000.

		(a) Event #1	(b) Event #2	(c) Other events	(d) Total events	
		<u>NEWLETTER MAILE</u> (event type)	<u>CHRISTMAS MAILE</u> (event type)	<u>NONE</u> (total number)	(add col. (a) through col. (c))	
Revenue	1	Gross receipts	24,914	9,955	34,869	
	2	Less: Contributions	24,914	9,955	34,869	
	3	Gross income (line 1 minus line 2)				
Direct Expenses	4	Cash prizes				
	5	Noncash prizes				
	6	Rent/facility costs				
	7	Food and beverages				
	8	Entertainment				
	9	Other direct expenses	5,271	2,617	7,888	
	10	Direct expense summary. Add lines 4 through 9 in column (d)				7,888
	11	Net income summary. Subtract line 10 from line 3, column (d)				-7,888

Part III Gaming. Complete if the organization answered "Yes" on Form 990, Part IV, line 19, or reported more than \$15,000 on Form 990-EZ, line 6a.

		(a) Bingo	(b) Pull tabs/instant bingo/progressive bingo	(c) Other gaming	(d) Total gaming (add col. (a) through col. (c))
		Yes %	Yes %	Yes %	
Revenue	1	Gross revenue			
	2	Cash prizes			
Direct Expenses	3	Noncash prizes			
	4	Rent/facility costs			
	5	Other direct expenses			
6	Volunteer labor	Yes % No	Yes % No	Yes % No	
7	Direct expense summary. Add lines 2 through 5 in column (d)				
8	Net gaming income summary. Subtract line 7 from line 1, column (d)				

9 Enter the state(s) in which the organization conducts gaming activities:
 a Is the organization licensed to conduct gaming activities in each of these states? Yes No
 b If "No," explain:

10a Were any of the organization's gaming licenses revoked, suspended or terminated during the tax year? Yes No
 b If "Yes," explain:

**SCHEDULE M
(Form 990)**

Noncash Contributions

OMB No. 1545-0047

2015

**Open To Public
Inspection**

Department of the Treasury
Internal Revenue Service

- ▶ Complete if the organizations answered "Yes" on Form 990, Part IV, lines 29 or 30.
- ▶ Attach to Form 990.
- ▶ Information about Schedule M (Form 990) and its instructions is at www.irs.gov/form990.

Name of the organization

SHEBOYGAN COUNTY HUMANE SOCIETY

Employer identification number

39-1050684

Part I Types of Property

	(a) Check if applicable	(b) Number of contributions or items contributed	(c) Noncash contribution amounts reported on Form 990, Part VII, line 1g	(d) Method of determining noncash contribution amounts
1 Art—Works of art				
2 Art—Historical treasures				
3 Art—Fractional interests				
4 Books and publications				
5 Clothing and household goods				
6 Cars and other vehicles				
7 Boats and planes				
8 Intellectual property				
9 Securities—Publicly traded				
10 Securities—Closely held stock				
11 Securities—Partnership, LLC, or trust interests				
12 Securities—Miscellaneous				
13 Qualified conservation contribution—Historic structures				
14 Qualified conservation contribution—Other				
15 Real estate—Residential				
16 Real estate—Commercial	X	1	1,491,500	APPRAISAL
17 Real estate—Other				
18 Collectibles				
19 Food inventory				
20 Drugs and medical supplies				
21 Taxidermy				
22 Historical artifacts				
23 Scientific specimens				
24 Archaeological artifacts				
25 Other ▶ (EQUIPMENT)	X	2	19,443	
26 Other ▶ ()				
27 Other ▶ ()				
28 Other ▶ ()				

29 Number of Forms 8283 received by the organization during the tax year for contributions for which the organization completed Form 8283, Part IV, Donee Acknowledgement

29 **1**

30a During the year, did the organization receive by contribution any property reported in Part I, lines 1 through 28, that it must hold for at least three years from the date of the initial contribution, and which is not required to be used for exempt purposes for the entire holding period?

	Yes	No
30a		X
31		X
32a		X
33		

b If "Yes," describe the arrangement in Part II.

31 Does the organization have a gift acceptance policy that requires the review of any non-standard contributions?

32a Does the organization hire or use third parties or related organizations to solicit, process, or sell noncash contributions?

b If "Yes," describe in Part II.

33 If the organization did not report an amount in column (c) for a type of property for which column (a) is checked, describe in Part II.

SCHEDULE O
(Form 990 or 990-EZ)

Supplemental Information to Form 990 or 990-EZ

OMB No 1545-0047

2015

Department of the Treasury
Internal Revenue Service

Complete to provide information for responses to specific questions on
Form 990 or 990-EZ or to provide any additional information.

▶ Attach to Form 990 or 990-EZ.

▶ Information about Schedule O (Form 990 or 990-EZ) and its instructions is at www.irs.gov/form990.

**Open to Public
Inspection**

Name of the organization

Employer identification number

SHEBOYGAN COUNTY HUMANE SOCIETY

39-1050684

FORM 990, PART VI, LINE 11B - ORGANIZATION'S PROCESS TO REVIEW FORM 990
FORM 990 IS PREPARED BY THE ORGANIZATION'S INDEPENDENT ACCOUNTANTS, HUBERTY
& ASSOCIATES, S.C. UPON COMPLETION OF THE FORM 990, THE ORGANIZATION'S
ACCOUNTANT, BOOKKEEPER, MANAGER, BOARD PRESIDENT, AND BOARD TREASURER
REVIEW THE RETURN BEFORE IT IS FILED.

FORM 990, PART VI, LINE 15A - COMPENSATION PROCESS FOR TOP OFFICIAL
THE EXECUTIVE DIRECTORS WAGES ARE REVIEWED ANNUALLY BY THE BOARD OF
DIRECTORS WHO DETERMINE A FAIR AND COMPETITIVE WAGE BASED ON WORK
PERFORMANCE, AND COMPARISONS TO SIMILAR ORGANIZATIONS.

FORM 990, PART VI, LINE 15B - COMPENSATION PROCESS FOR OFFICERS
THE EXECUTIVE DIRECTOR SETS THE WAGES FOR OTHER EMPLOYEES AND HE/SHE USES
WORK PERFORMANCE AS A MEASURE TO DETERMINE A FAIR AND COMPETITIVE WAGE.

FORM 990, PART VI, LINE 19 - GOVERNING DOCUMENTS DISCLOSURE EXPLANATION
THE GOVERNING DOCUMENTS AND FORM 990 ARE AVAILABLE UPON REQUEST IN PERSON
OR IN WRITING AT THE ADDRESS LOCATED ON PAGE 1 OF FORM 990.

FORM 990, PART XI, LINE 9 - OTHER CHANGES IN NET ASSETS EXPLANATION

FUNDRAISING EXPENSES	\$	10,389
FUNDRAISING EXPENSES	\$	-10,389



Res. No. 192- 16 - 17. By Alderperson Wolf. February 6, 2017.

This is a Declaration of Official Intent of the City of Sheboygan, Wisconsin (the "ISSUER") to reimburse an expenditure with proceeds of a borrowing or borrowing authorized by the Issuer. This Declaration is made under and pursuant to Treas. Reg. Section 1.150-2. The Finance Director has been designated as an official or employee authorized by the Issuer to make this Declaration of Official Intent pursuant to Res. No. 486-93-94 adopted on March 21, 1994. This Declaration of Official Intent is a public record maintained in the files of the Issuer and is available for public inspection pursuant to Subchapter II of Chapter 19, Wisconsin Statutes.

The undersigned hereby declares that it is the reasonable expectation of the Issuer to use proceeds of a borrowing or borrowings to be incurred by the Issuer to reimburse expenditures for the property, project or program or from the fund(s)/account(s) described below:

1. Project description: 2017 Model Bomag CR 352 Paving machine equipped with a Carlson 8 to 15 foot wide screed and accessories and training.

The maximum principal amount of the borrowing or borrowing to be incurred to reimburse expenditures for the above-described purposes is reasonably expected, on the date hereof, to be \$358,900.

See over
|
Res pass

RESOLVED: The Issuer intends to reimburse from borrowed funds within eighteen (18) months, after the later of (a) the date the expenditures is paid or (b) the date the equipment is placed in service, but in no event more than three years after the expenditure is paid.

No money from sources other than the anticipated borrowing or borrowings is, or is reasonably expected to be, reserved, allocated on a long-term basis, or otherwise set aside by the Issuer with respect to the expenditure, pursuant to the budgetary and financial circumstances of the Issuer as of the date of this Declaration.



I HEREBY CERTIFY that the foregoing Resolution was duly passed by the Common Council of the City of Sheboygan, Wisconsin, on the _____ day of _____, 20____.

Dated _____ 20____. _____, City Clerk

Approved _____ 20____. _____, Mayor

III

Other Matters

7.1

Res. No. 204 - 16 - 17. By Alderperson Wolf. February 20, 2017.

A RESOLUTION to authorize a transfer of appropriations in the 2017 Budget.

Establish estimated revenue and appropriation for contracted services for Fire Station 2 architectural and engineering services associated with the reconstruction of the roof structure:

<u>FROM</u>	<u>TO</u>	<u>AMOUNT</u>
Capital Project Fund	Capital Improvement Fund	
Unreserved Fund Balance	Advance from Capital Project Fund	
400-253000	476-236400	\$35,200

Finance

I HEREBY CERTIFY that the foregoing Resolution was duly passed by the Common Council of the City of Sheboygan, Wisconsin, on the _____ day of _____, 20____.

Dated _____ 20____. _____, City Clerk

Approved _____ 20____. _____, Mayor

II

R. O. No. _____ - 16 - 17. By CITY CLERK. February 20, 2017.

Submitting various license applications for the period ending December 31, 2017, June 30, 2017 and June 30, 2018.

Law & Lic.

City Clerk

CLASS "A" FERMENTED MALT LICENSE (June 30, 2017)

<u>No.</u>	<u>Name</u>	<u>Address</u>
3243	Sheboygan Harbor Petro	905 Indiana Ave.

BEVERAGE OPERATOR'S LICENSE (June 30, 2018)

<u>No.</u>	<u>Name</u>	<u>Address</u>
7996	Bebermeier, Erin B.	2513 Wedemeyer St.
0520	Finstad, Kyle S.	1105 Stonebridge Dr., Howards Grove
0118	Hauch, Gary M.	1106 Longfellow Ave., Howards Grove
1101	Lamkin, Luecenia B.	1314 Virginia Ave.
1105	Magray, Tiffany A.	2338 N. 15 th St.
1138	Martin, Michael J.	N7046 Woodside Hills Dr.
9928	Meinnert, Nathan J.	4521 Moenning Rd.
1020	Myer, Kolleen M.	3431 N. 10 th St., #332
1079	Polasky, Anna M.	606 St. Clair Ave.
1052	Prust, Carly J.	2711 Columbus Ave.
1046	Ryan, Ashley A.	1704 Saemann Ave.
0510	Sharma, Shobha	916 Mulberry Lane, Kohler
1051	Torres, Sarah M.	N7772 Lakeshore Rd.
1086	Wensch, Cody J.	912 Delta Ct., Cleveland

TAXICAB DRIVER'S LICENSE (December 31, 2017)

<u>No.</u>	<u>Name</u>	<u>Address</u>
1049	Chavez Jr., Moises	1926 N. 9 th St.
1141	Frank, Jason J.	2533 N. 15 th St., #2
0987	Ries, Johnathan David	421 New York Ave.
9044	Ringel, Tammy L.	1511 N. 8 th St.
9876	Van Sluys, Darrell L.	15 Elmwood Dr.

III

Other Matters

7.3

Res. No. 205 - 16 - 17. By Alderperson Wolf. February 20, 2017.

A RESOLUTION authorizing the Mayor to execute the 2017 Amended General Contract between Sheboygan County Health & Human Services Department and Shoreline Metro regarding transportation for elderly and disabled individuals.

RESOLVED: That the Mayor is hereby authorized to execute said 2017 Amended General Contract, a copy of which is attached hereto.

Transit

I HEREBY CERTIFY that the foregoing Resolution was duly passed by the Common Council of the City of Sheboygan, Wisconsin, on the _____ day of _____, 20____.

Dated _____ 20____. _____, City Clerk

Approved _____ 20____. _____, Mayor

2017 GENERAL CONTRACT

Amend Date: 2/15/17

I. Parties and Contract Period

This contract is made and entered into for the period of January 1, 2017 through December 31, 2017 by and between Sheboygan County Health & Human Services Department, hereinafter referred to as County, and Shoreline Metro, hereinafter referred to as Provider.

Nothing in this contract shall create a partnership or joint venture between the County and the Provider. The Provider is at all times acting as an independent contractor and is in no sense an employee, agent or volunteer of the County.

In consideration of the mutual covenants herein, it is hereby agreed as follows.

County's employee responsible for administration of this contract will be Dale Deterding, whose principle business address is 1011 North 8th Street, Sheboygan, Wisconsin 53081. Provider's employee responsible for administration of this contract will be Mr. Derek Muench, whose principle business address is 608 S. Commerce Street, Sheboygan, WI 53081. In the event that the Contract Administrator is unable to administer this Agreement, the County will contact the Provider and designate a new Contract Administrator.

II. Services to Be Provided

This contract is subject to terms and conditions set forth in the State/County Contract covering Administration of Income Maintenance Programs, Children and Families Programs, Social Services, and Community Programs, Community Youth, and Family Aids Programs. County agrees to purchase for and Provider agrees to provide to eligible clients the services as described in detail in this contract (see Section XIII).

III. Payment for Services

County and Provider agrees:

- A. The total amount to be paid to Provider by County for services provided in accordance with this Contract may be less, but shall not exceed the following contracted dollar amount. Actual total payment will be based upon the amount of service authorized by the County and the amount of service performed by the Provider. Unless otherwise stipulated, it is understood and agreed by all parties that the County assumes no obligation to purchase from the Provider any minimum amount of services as defined in the terms of this contract.

Payments for services covered by this contract shall be based on allowable costs with limited profit or reserve. Monthly payments will be made on a unit-times-unit price basis and in accordance with the "order of payment" requirements for the funding program, less client fees and other collections made by the Provider for services covered by this contract. Final settlement of the contract will be based on audit (see Section XII Audit Requirements).

The Provider agrees with the total cost for each service/program provided, and the rate (per hour, day, month, or year) and the number of clients and/or units of provided services. The County shall determine the type of services provided and the number of units of services provided for each client. The County will not reimburse the Provider for any unit of service not previously authorized by the County.

The Provider shall retain all documentation necessary to adequately demonstrate the named personnel providing the service, the credentials of named personnel providing the service, the date of service, time, duration, location, scope, quality and effectiveness of services rendered under the contract. The County reserves the right to not pay for units of services reported by the Provider that are not supported by documentation required under this contract.

<u>Service/Program</u>	<u>Rate</u>	<u># of Units</u>	<u>Units of Measure</u>	<u>Total Cost of Service</u>
Specialized Transport - Punch Card SPC 107.30	\$3.50	500	trips	\$1,750.00
Specialized Transport - Bus Pass SPC 107.00	\$48.00	225	each	\$10,800.00
Elderly/Disabled Transportation	\$317,646.00	1	year	\$317,646.00
			Total:	\$330,196.00

When applicable, the Provider shall bill clients for a portion of the cost of care, in conformance with the requirements of Chapter DHS 1, Wisconsin Administrative Code and using the uniform schedule of fees and policies supplied by the County.

The Provider shall also bill any responsible third parties for the cost of care.

All amounts collected from clients and third parties shall be supported by the Provider's records and shall be reported to the County within 90 days.

- B. The county will make payments for costs that are consistent with the State Departments Allowable Cost Policy Manual and applicable Federal allowable cost policies. Program expenditures and descriptions of allowable costs are further described in 2 CFR Part 225 (formerly OMB Circular A-87) and Part 230 (formerly OMB Circular A-122) or the program policy manual. See Office of Management and Budget website for links to Code of Federal Regulations (CFR) sections: http://www.whitehouse.gov/omb/circulars_default.

Wisconsin Statutes require that Purchase of Service rates be based on actual allowable costs. These costs have been identified in the Allowable Cost Policy Manual for each Department (online at <https://www.dhs.wisconsin.gov/business/allow-cost-manual.htm> or http://dcf.wisconsin.gov/contractsgrants/pdf/allowable_cost_manual.pdf). The Statutes permit allowances for profit for For-Profit providers and retention of excess revenue for non-profit providers for specific cost categories. The amount allowable on an annual basis is determined by applying a percent equal to a maximum of **net allowable operating costs**; all other profit/retention of earnings is unallowable. For Sheboygan County Health and Human Services, those limits have been set at 5 percent for both For-Profit Providers and Non-Profit Providers. Please see the Allowable Cost Policy Manual for more information on retention of excess revenues.

Provider shall return to County funds paid in excess of the allowable cost of services provided per 46.036(5) Wis. Stats. If the Provider fails to return funds paid in excess of the allowable costs of the services provided, County shall recover from Provider any money paid in excess of the allowable costs from subsequent payments made to the Provider.

- C. The County payment terms are net 60 days, and, while payment may be made in less than 60 days, there is no requirement and should be no expectation that this will occur.

- D. The Provider will submit monthly invoices that detail the type of service provided, the number of units provided per client, date of service, the rate per unit, the authorization number, and any amounts collected from other resources. The invoice must be submitted by the 7th business day of each month for the prior month services and the December invoice must be submitted to the county for payment by January 10th of the next year.
- E. All billings for this contract period shall be received by the Purchaser no later than 90 days from date of service. Delinquent billings from this date will not be paid by the County.

IV. Billing and Collection Procedures

Invoices/Billing submitted to Sheboygan County Health & Human Services must be supported by client service information to include: name personnel providing the service, the credentials of named personnel providing the service, date of service, service provided, duration, unit of measure and units provided, rate, authorization number, and client identification. Client services must be identified by date of service versus consolidated period billing. Invoices that do not contain an authorization number (per service/client) after March 31, 2017 will not be able to be processed for payment.

Fees collected on behalf of a client from any source will be treated as an adjustment to the costs and will be deducted from the amount paid under this contract.

V. Eligibility Standards for Recipients of Services

The Provider shall provide services only to those individuals who are eligible for services. Provider and County agree that the eligibility of individuals to receive the services to be purchased under this Agreement from Provider will be determined by County. An individual has a right to an administrative hearing concerning eligibility and the County shall inform individuals of this right. The Provider shall provide clients with information concerning their eligibility rights and how to appeal actions affecting those rights.

VI. Indemnity and Insurance

- A. Provider agrees that it will at all times during the existence of this Contract indemnify County against any and all loss, damages, and costs or expenses which County may sustain, incur, or be required to pay by reason of any eligible client's suffering, personal injury, death or property loss resulting from participating in or receiving the care and services to be furnished by the Provider under this Agreement; however, the provisions of this paragraph shall not apply to liabilities, losses, charges, costs, or expenses caused by County.
- B. Provider agrees that, in order to protect itself as well as the County under the indemnity provision set forth in the above paragraph, Provider will at all times during the terms of this contract keep in force a liability insurance policy issued by a company authorized to do business in the State of Wisconsin and licensed by the Office of the Commissioner of Insurance. The types of insurance coverage and minimum amounts shall be as follows (as applicable):

- Comprehensive General Liability: minimum of \$1,000,000
- Auto Liability (if applicable): minimum of \$1,000,000
- Professional Liability (if applicable): minimum of \$1,000,000 per occurrence and \$3,000,000 for all occurrences in one (1) year;
- Umbrella Liability (as necessary): minimum of \$1,000,000

Provider acknowledges that its indemnification liability to Purchaser is not limited by the limits of this insurance coverage.

Upon the execution of this Contract, Provider will furnish County with a "Certificate of Insurance" verifying the existence of such insurance. In the event of any action, suit, or proceedings against County upon any matter herein indemnified against, County shall, within five (5) working days, cause notice in writing thereof to be given to Provider by registered mail, addressed to its post office address. The Provider agrees to provide the County notice of cancellation or non-renewal of the policy within five (5) working days, by registered mail addressed to the County's post office address.

Provider agrees to provide the Purchaser with written verification of the existence of Worker's Compensation Insurance.

VII. Civil Rights Compliance/Assurances

All primary recipients and sub-recipients of Federal financial assistance must comply with all State and Federal Civil Rights laws and regulations. All providers were required to submit a new CRC Letter of Assurance (LOA) by January 3, 2014 or within 15 working days from the date the grant, contract, or agreement was signed, if signed after January 1, 2014. All new providers must submit LOA to be compliant for the CRC period of January 1, 2014 - December 31, 2017.

The provider agrees to meet state and federal Civil Rights Compliance (CRC) laws, requirements, rules, and regulations, as they pertain to the services covered by this contract. The website with instruction and templates necessary to complete both your CRC LOA and CRC plan to meet civil rights requirements is located at: <http://www.dhs.wisconsin.gov/civilrights/CRC/Requirements.htm> Additional resources and training information are available at: http://www.dcf.wisconsin.gov/civil_rights/default.htm

All primary recipients and sub-recipients are obligated to meet the following requirements:

1. Provide civil rights and cultural awareness training to all agency employees.
2. Submit a Civil Rights Compliance Letter of Assurance (CRC LOA) to the appropriate state department. (Sub-recipients must submit the CRC LOA to the entity issuing the grant or contract.)
3. Providers that have more than fifty (50) employees and receive more than fifty thousand dollars (\$50,000) must develop and attach a Civil Rights Compliance Plan to this contract.
4. Providers that have more than fifty (50) employees and receive more than fifty thousand dollars (\$50,000) must develop and submit an Affirmative Action Plan to ensure equal access and equal opportunity in employment and service delivery to all applicants and participants.
5. Provide oral language assistance and/or written translation to all limited English proficient (LEP) individuals requesting or applying for services to ensure equal access to programs, services and activities according to the LEP requirements and the recipient's or sub-recipient's LEP plan.

VIII. Contract Revisions and/or Terminations

- A. The County will monitor the Provider's performance and will use the results of this monitoring to evaluate the Provider's ability to provide adequate services to clients.

- B. Revisions of this contract must be agreed to by County and Provider by an addendum signed by the authorized representative of both parties.
- C. Provider shall notify County in writing delivered in person or by registered mail whenever it is unable to provide the required quality or quantity of services or as required by Section XIII L. of this contract. Upon such notification or if it is otherwise determined by the County that the Provider is not fulfilling the terms of the contract, the County may at its option immediately terminate the contract for cause, or seek a revision or suspension of its terms. If the County terminates the contract for cause, the Provider shall be liable to the County for any additional costs the County incurs for replacement services.
- D. This contract, or any part thereof, may be terminated immediately by either party for just cause, including, but not limited to, health and safety issues, fraud, criminal activity, violations of license or certification standards.
- E. This contract, or any part thereof, can be terminated by a 60-day written notice by either party without cause. Upon termination, the County's liability shall be limited to the costs incurred by the Provider up to the date of termination. If the County terminates the contract for reasons other than non-performance by the Provider, the County may compensate the Provider for its actual allowable costs in an amount determined by mutual agreement of both parties.

IX. Resolution of Disputes

The Provider may appeal decisions of the County in accordance with the terms and conditions of the contract and Chapter 68, Wis. Stats.

X. Records

- A. Provider shall maintain any records and financial statements as required by state and federal laws, rules and regulations.
- B. Provider will allow inspection of records and programs, insofar as it is permitted by state and federal laws, by representatives of the County, the Department of Health Services, Children and Families, Workforce Development or Department of Corrections and their authorized agents, and Federal agencies, in order to confirm Provider's compliance with the specifications of this contract.
- C. The use or disclosure by any party of any information concerning eligible clients who receive services from Provider for any purpose not connected with the administration of Provider's or County's responsibilities under this contract is prohibited except with the informed, written consent of the eligible client or the client's legal guardian.
- D. Under s.19.36 (3) Wis. Stats., all records of the Provider that are produced or collected under this contract are subject to disclosure pursuant to a public records request.

The Provider shall maintain such records (in either written or electronic form) as required by State and Federal Law and as required by program policies. The Provider shall retain records in a secure environment for no less than the retention period specified in law or policy, or as otherwise stated within the Scope of Service. Records for periods which are under audit or subject to dispute or litigation must be retained until the audit/dispute/litigation, and any associated appeal periods, have ended.

Upon the County's request, at the expiration of the contract, the Provider will transfer at no cost to the County records regarding individual recipients who received services from Provider under this agreement. The transfer of records includes transfer of any record, regardless of media, if that is the only method which records were maintained.

The Provider shall make all records and any written and/or electronic case information available to the County or the State of Wisconsin upon request, and will allow inspection of records and programs, insofar as is permitted under State and Federal law.

XI. Reporting

Provider shall comply with the reporting requirements of the County and applicable State Departments. Client services shall be reported by service date and service provided. All reports shall be in writing and, when applicable, in the format specified by the County. All reports shall be supported by the Provider's records.

XII. Provider Audit Responsibilities

Provider agrees to adhere to the following audit requirements:

- A. Cooperate with the County in establishing costs for reimbursement purposes per s.46.036(4)(b), Wis. Stats.
- B. Adhere to the following audit requirements:

Wis. Stat. DHS 46.036 and DCF 49.34.4(c), requires Provider's to provide an annual audit in accordance with the requirements of OMB Circular A-133 "Audits of States, Local Governments, and Non-Profit Organizations" to the County if the total amount of annual funding provided by the county through this and other contracts is \$25,000 or more, unless the audit requirement is waived by the State of Wisconsin or the County. The audit shall also be in accordance with the applicable State Department Audit Guide. Wis. Stat. 66.0143 authorizes local governments to file requests for waivers of statutory mandates with the Department of Revenue. Sheboygan County has used this provision to receive a waiver increasing the \$25,000 threshold in Wis. Stat. 46.036 for requiring providers to have audits to a threshold of \$100,000. Providers receiving less than \$100,000 are required to provide annual Financial Statements (Profit and Loss, Balance Sheet and Cash Flow Statements) to the County in place of Audit. This includes providing supplemental schedules, below in sub section E.

Sites of reference:

OMB Circular A-133 is available online at www.whitehouse.gov/omb/circulars

State Single Audit Guidelines is available at www.ssag.state.wi.us

Provider Agency Audit Guide is available at

<http://dcf.wisconsin.gov/contractsgrants/pdf/paag.pdf>

Provider is to submit two (2) copies of the certified financial and compliance audit to the County by the 30th day of the month of June of the year following the contract period agreed to. (If Provider has approved IRS extensions on their corporate tax returns, this extension will also apply to the submissions requirement deadline stated above.) The standards for the provider agency annual audits vary by type of agency as shown below.

1. **Non-Profit Providers:** Audits must be completed pursuant to the applicable State Department's Audit Guide and, if the vendor expends more than \$750,000 annually in federal financial assistance, to OMB Circular A-133. See OMB Circular A-133 for the distinction between vendors and sub recipients. The audit documentation must include a Reserve Supplemental Schedule in the audit report, and this schedule shall also be by contract or service category.
 2. **For Profit Providers:** Audits must be completed pursuant to the purchase contract language, the applicable State Department's Audit Guide, and the current applicable State Department's Allowable Costs Policy Manual. The audit documentation must include reports showing total allowable costs and the calculations of the allowable profit by contract or by service category.
- C. Source of funding information shall be provided at time of audit confirmation.
- D. The Provider shall submit to the County a reporting package that includes: (a) all audit schedules and reports required for the type of audit applicable to the agency; (b) a summary schedule of prior year findings and the status of addressing these findings; (c) a Management Letter (or similar document conveying auditor's comments issued as a result of the audit); (d) management responses/corrective action plan for each audit issue identified in the audit; and (e) a copy of the financial auditor's most recent peer review report.
- E. In addition to the supplemental schedules listed under D., the reporting package shall include a supplemental schedule showing revenue and expenses for this Contract.
- F. The Provider shall send the required reporting package to the County within 180 days of the end of the Provider's fiscal year.
- G. When contracting with an audit firm, the Provider shall authorize its auditor to provide access to work papers, reports, and other materials generated during the audit to the appropriate representatives of the County. Such access shall include the right to obtain copies of the work papers and computer disks, or other electronic media, upon which audit work is documented.
- H. Failure to comply with the requirements of this section: If the Provider fails to have an appropriate audit performed or fails to provide a complete audit reporting package to the County within the specified time frames, the County may:
1. Conduct an audit or arrange for an independent audit of the Provider and charge the cost of completing the audit to the Provider;
 2. Charge the Provider for all loss of Federal or State aid and for penalties assessed to the County because the Provider did not submit a complete audit report within the required time frame;
 3. Disallow the cost of audits that do not meet these standards; and/or
 4. Withhold payment, cancel the Contract, or take other actions deemed by the County to be necessary to protect the County's interests.
- I. Providers wishing to request an audit waiver must do so at the time of contracting.

XIII. Provider Responsibilities and Performance of Service

The County retains sole authority to determine whether the Provider's performance under this contract is adequate. The Provider agrees to the following:

- A. The Provider shall allow the County's staff and authorized agents to visit the Provider's facility or work site at any time for the purposes of ensuring that services are being provided as specified in the service plan and the contract.
- B. Upon request by the County or its designee, the Provider shall make available to the County all documentation necessary to adequately assess Provider performance.
- C. The Provider will cooperate with the County in its efforts to implement any quality improvement and quality assurance program.
- D. The Provider shall develop and implement a process for assessing client satisfaction with services provided. The Provider shall report in a timely manner the results of its client satisfaction assessment effort to the County. The County reserves the right to review and approve the Provider's client satisfaction assessment process and to require Provider to submit a corrective action plan to address concerns identified in the review.
- E. The Provider shall cooperate with the County in implementing any County program for assessing client satisfaction with services. The County reserves the right to require the Provider to submit a corrective action plan to address concerns identified in review.
- F. The Provider shall have a formal written grievance procedure that is approved by the licensing or certification authority, if applicable, and by the County. The Provider shall, prior to or at the time of admission to the Program, provide oral and written notification to each client of his or her rights and the grievance procedure. The Provider shall post the client rights and the grievance procedure.

At least once a year, or more frequently when requested by the County, the Provider shall give the County a written summary report of all grievances that have been filed with the Program by clients or their guardians since the period covered by the previous summary report and of the resolution of each grievance. The Provider shall deliver the annual summary report to the County in person or via registered mail within 30 days of the end of the contract period. Additional summary reports requested by the County shall be due within 10 days of the County's request for the reports and shall be delivered to the County in person or via registered mail.

- G. The Purchaser and the Provider agree that the protection of the clients served under this contract is paramount to the intent of this contract. In order to protect the clients served, the Provider shall comply with the provisions of DHS 12, Wis. Admin. Code (online at http://docs.legis.wi.gov/code/admin_code/dhs/001/12). The Provider shall conduct caregiver background checks at its own expense of all employees assigned to do work for the County under this contract as well as any other persons under control of the Provider having direct contact with the clients of the County. The Provider shall retain in its Personnel Files all pertinent information, to include a Background Information Disclosure Form and/or search results from the Department of Justice, the Department of Health Services, Department of Children and Families, and the Department of Safety and Professional Services, as well as out of state records, tribal court proceedings and military records, if applicable.

After the initial background check, the Provider must conduct a new caregiver background search every four (4) years, or more frequently, as required for some provider types, or at any time within that period when the Provider has reason to believe a new check should be obtained.

The Provider shall maintain the results of background checks on its own premises for at least the duration of the contract. The County may audit the Provider's personnel files to assure compliance with the State of Wisconsin Caregiver Background Check Law.

The Provider shall not assign any individual to conduct work under this contract who does not meet the requirement of this law.

Prior to the commencement of any services under this contract, the County may request a background or criminal history investigation of any of the Provider's employees, contracted personnel, and subcontracted employees, who will be providing services to the County under the contract. If any of the stated personnel providing services to the County under this contract is not acceptable to the County in its sole opinion as a result of the background or criminal history investigation, the County may either request immediate replacement of the person in question, or immediately terminate this Contract and any related service agreement. The Provider shall notify the County in writing via certified mail within one business day if an employee has an allegation filed regarding a barring offense or has been charged with or convicted of any crime specified in DHS 12.07(2).

With regards to DHS 13.05, the provider has a responsibility to protect clients upon learning of an incident of alleged misconduct; the provider shall take whatever steps are necessary to ensure that clients are protected from subsequent episodes of misconduct while a determination on the matter is pending. In addition, the provider has a responsibility to report allegations of caregiver misconduct immediately, by telephone or personally, to the county department of human services the facts and circumstances contributing to a suspicion that abuse or neglect has occurred or to a belief that it will occur. In addition, the entity shall notify the department in writing or by phone within 7 calendar days that the report has been made.

- H. The Provider shall not use or disclose any information concerning eligible clients who receive services from Provider for any purpose not connected with the administration of Provider's or County's responsibilities under this contract, except with the informed, written consent of the eligible client or the client's legal guardian. Except for documents identifying specific clients, the contract and related documents are not confidential.
- I. The Provider shall ensure the establishment of safeguards to prevent employees, consultants, or members of the board from using their positions for purposes that are, or give the appearance of being, motivated by a desire for private gain for themselves or others, such as those with whom they have family, business or other ties.
- J. The Provider shall meet state and federal service standards and applicable state training, licensure and certification requirements as expressed by state and federal rules and regulations applicable to the services covered by this contract. The Provider shall attach copies of its license or certification document and the most recent training, licensing or certification report concerning the Provider to this contract when returning the signed contract to the County. During the contract period, the Provider shall also send the County copies of any licensing inspection reports within 5 days of receipt of such reports.

- K. The Provider shall ensure that staff providing services are properly supervised and trained and that they meet all of the applicable licensing and certification requirements.
- L. The Provider shall submit any performance and other program reports required by the County.
- M. All property, equipment, software, or services used by multiple programs or for multiple purposes subject to cost allocation procedures. The Provider will appropriately adjust claimed expenditures under a cost-sharing allocation plan if automation equipment, software or other services, including staff services, are used for any purpose other than child support program administration.

The provider shall submit a copy of their cost allocation plan to the County upon request. Costs must be allocated in a manner consistent with these plans. The plans must be in accordance with the requirements of applicable Federal cost policies.

XIV. Debarment and Suspension

The Provider certifies through signing this contract that neither the Provider nor any of its principals are debarred, suspended, proposed for debarment, declared ineligible, or voluntarily excluded from participating in federal assistance programs by any federal department or agency. In addition, the Provider shall notify the County within five business days in writing and sent by registered mail if the Provider or its principals receive a designation from the federal government that they are debarred, suspended, proposed for debarment or declared ineligible by a federal agency or whenever the Provider determines it is unable to provide the quality or quantity of services required under this contract. The County may consider suspension or debarment to be a cause for revising or terminating the contract.

XV. Health Insurance Portability and Accountability Act of 1996 (HIPAA) Applicability

The Provider agrees to comply with the federal regulations implementing the Health Insurance Portability and Accountability Act of 1996 (HIPAA) to the extent those regulations apply to the services the Provider provides or purchases with funds provided under this contract.

In addition, certain functions included in this agreement are covered by HIPAA rules. As such the County must comply with all provisions of the law and has determined that Provider is a “Business Associate” within the context of the law. As a result, the Purchaser requires Provider to sign and return with this contract the Business Associate Agreement, which will be included and made part of this agreement.

XVI. Privacy and Confidential Information

- A. All case information, paper records, written information, and any electronic data shall remain confidential, as required by law and applicable to this policy. All records pertaining to services provided under this contract are the sole property of the County. Provider shall comply with all State and Federal confidentiality laws concerning information in both the records it maintains and in any other confidential records the Provider accesses to provide services under this contract.
- B. Except as otherwise authorized by law, the Provider may not disclose confidential information for any purpose other than the purposes associated with the administration of services under this contract. “Confidential Information” means all tangible and intangible information and materials accessed or disclosed in connection with this Agreement, in any form or medium

(and without regard to whether the information is owned by the State of Wisconsin, the County Agency, or by a third party), that satisfy at least one of the following criteria:

1. Personally Identifiable Information;
 2. Individually Identifiable Health Information;
 3. Non-Public information related to the County's employees, customers, technology (including data bases, data processing and communications networking systems), schematics, specifications, and all information or materials derived there from or based thereon; or
 4. Information designated as confidential in writing by the County.
- C. "Individually Identifiable Health Information" means information that relates to the past, present, or future physical or mental health or condition of the individual, or that relates to the provision of health care in the past, present or future, and that is combined with or linked to any information that identifies the individual or with respect to which there is a reasonable basis to believe the information can be used to identify the individual.
- D. "Personally Identifiable Information" means an individual's last name and the individual's first name or first initial, in combination with and linked to any of the following elements, if the element is not publicly available information and is not encrypted, redacted, or altered in any manner that renders the element unreadable:
1. The individual's Social Security Number;
 2. The individual's driver's license number or state identification number;
 3. The number of the individual's financial account, including a credit or debit account number, or any security code, access code, or password that would permit access to the individual's financial account;
 4. The individual's DNA profile; or
 5. The individual unique biometric data, including fingerprint, voice print, retina or iris image, or any other unique physical representation, and any other information protected by State or Federal law.
- E. "Indemnification" means in the event of a breach of this Section by the Provider, the Provider shall indemnify and hold harmless the County and any of its officers, employees, or agents from any claims arising from the acts or omissions of the Provider and its employees and agents, in violation of this Section, including but not limited to costs of monitoring the credit of all persons whose Confidential Information was disclosed, disallowances or penalties from Federal oversight agencies, and any court costs, expenses, and reasonable attorney fees, incurred by the County in the enforcement of this Section.
- F. "Equitable relief" means the provider acknowledges and agrees that the unauthorized use, disclosure, or loss of Confidential Information may cause immediate and irreparable injury to the individuals whose information is disclosed and to both the State of Wisconsin and the County, which injury will not be compensable by money damages and for which there is not an adequate remedy available at law. Accordingly, the parties specifically agree that the State and/or County, on their own behalf or on the behalf of the affected individuals, may seek injunctive or other equitable relief to prevent or curtail any such breach, threatened or actual, without posting security and without prejudice to such other rights as may be available under this Agreement or under applicable law.

- G. Confidential Information does not include information which is required to be disclosed by operation of law.

XVII. Conditions of the Parties' Obligations

- A. This contract is contingent upon authorization of Wisconsin and United States laws and any material amendment or repeal of the same affecting relevant funding or authority of any applicable State Department shall serve to terminate this Agreement, except as further agreed to by the parties hereto.
- B. Nothing contained in this contract shall be construed to supersede the lawful powers or duties of either party.
- C. It is understood and agreed that the entire contract between the parties is contained herein, except for those matters incorporated herein by reference, and that this Agreement supersedes all oral agreements and negotiations between the parties relating to the subject matter thereof.
- D. County shall be notified in writing of all complaints filed in writing against the Provider. County shall inform the Provider in writing with their understanding of the resolution of the complaint.
- E. The Provider certifies that, for the duration of this contract, no Sheboygan County Health and Human Services staff will be utilized to staff Provider's services. Violation will result in the contract being null and void. The Provider will provide a list of staff upon request.

XVIII. Legal Status

Provider warrants that it has complied with all necessary requirements to do business in the State of Wisconsin, that the persons executing this contract on its behalf are authorized to do so. Provider shall notify the County immediately, in writing, of any change in its legal status.

Appendix A Information on Allowable Costs

Wisconsin Statutes require that Purchase of Service rates be based on actual allowable costs. These costs have been identified in the *Allowable Cost Policy Manual* distributed by the Department of Health Services.

The Statutes permit allowances for profit for proprietary agencies and retention of excess revenue for non-profit agencies for specific cost categories. **The amount allowable on an annual basis is determined by applying a percent equal to a maximum of net allowable operating costs**; all other profit/retention of earnings is unallowable. For Sheboygan County Health and Human Services, those limits have been set at 5 percent for both proprietary agencies and non-profit agencies. Please see the *Allowable Cost Policy Manual* for more information on retention of excess revenues.

The following list of descriptions of allowable cost items is recommended as being consistent with the *Allowable Cost Policy Manual*. Provider agencies are responsible to assure that they are familiar with and use the most current allowable cost policies.

1. SALARIES

a. Owner Salaries:

Salaries paid to individuals with a 50 percent or more interest in the organization. Interests of related parties will be combined. Related parties are defined as entities with common ownership or control as well as immediate family relationships.

Enter the total actual salary of owner(s). Also indicate the approximate FTE allocated to the requested program(s) during the year by owner(s).

b. Employee Salaries:

Wages earned by an agency's regular and temporary employees. Wages earned are defined as for current services and include gross compensation paid in the form of cash, products, or services.

c. Bonus Policy:

If your agency provides bonuses to employees, please attach your bonus policy to Supporting Schedule #1; i.e., how are bonuses distributed, where do you budget the bonuses (e.g., salaries) and what categories of employees (e.g., direct-care staff, owner, director, etc.) receive the bonuses.

2. FRINGE BENEFITS

Fringe benefits are allowances and services provided to employees in addition to regular wages.

Fringe benefits will be budgeted as a percent of wages based on prior year actual with necessary adjustments.

The employer's share of fringe benefits may include, but are not limited to, the following:

- Health and Health care Insurance Plans

- Life Insurance
- Professional Liability Premiums
- Retirement plans if paid pursuant to an IRS approved plan
- Social Security Tax
- Unemployment Compensation Taxes or benefits paid if under a self-insured plan
- Other benefits paid by agencies pursuant to negotiated Union contracts
- Staff Food - Meals provided to staff who have no meal period and must remain on duty are allowable. Meals provided to other staff must be for a charge. Food costs associated with staff who receive a break are not allowable and should not be included as a cost in the budget.

Worker's Compensation Insurance costs may be incurred as an insurance premium, a premium paid to a funded self-insured plan, or as a direct payment of benefits when awarded if self-insured.

3. TRAVEL REIMBURSEMENT TO STAFF

Employee reimbursement for actual, reasonable and necessary expenses incurred. This would include personal car mileage, not to exceed the federal/IRS rate, public transit, lodging, and meals while traveling.

4. CLIENT TRANSPORTATION

Cost incurred in transporting clients such as contract services, public transit, and mileage payments to staff or volunteers, not to exceed federal/IRS rate and emergency transportation.

5. RECRUITMENT

Expenses related to advertising for candidates for vacant positions.

6. TRAINING/STAFF DEVELOPMENT

Training costs including conference registrations, travel, lodging, and costs for in-house training for staff development which directly benefits the program.

7. SUPPLIES

- a. Household & Linens: This account should include brooms, brushes, cleaning compounds, disinfectants, drinking cups, insecticides, mops, polish, scrub buckets, toilet paper, drapes, curtains, shades and other housekeeping supplies. It should also include the cost of laundry and cleaning supplies, etc. Linens would include towels, washcloths, and bedding.
- b. All Other Supplies: This account reflects supplies and expenses related to operation of the administrative offices which includes such things as general office supplies, postage, forms, and stationery. Receipts and refunds for these items will be credited directly to this account. Health care supplies such as first aid supplies, etc. Program supplies would include various items needed for carrying out activities for/with clients such as recreational supplies.

8. FOOD

The cost of food provided to clients which include the cost of a bag lunch for residential clients who attend outside day programming.

9. TELEPHONE FOR FACILITY

This includes regular billing, installation, and removal of telephones, and long-distance calls, as well as answering services for additional telephone services as needed to enable personnel to be contacted on an emergency basis.

10. TELEPHONE FOR RESIDENTS

If there are identifiable costs related to resident use of telephone in residential programs, enter those costs.

11. CABLE TELEVISION

Cable television for common areas in residential programs is charged to this account. The cost of cable for private rooms is a client expense and cannot be included in the budget.

12. INSURANCE

Premiums for fire, liability, boiler, surety bonds, and other forms of insurance, exclusive of payroll-related insurance will be charged to this account. If the provider coverage is included with other groups in a single policy, an equitable distribution of the premium should be recorded on the provider records.

Worker's Compensation Insurance costs may be incurred as an insurance premium, a premium paid to a funded self-insured plan, or as a direct payment of benefits when awarded if self-insured.

13. UTILITIES

Water, electricity, gas and other fuels will be charged to this account.

14. REPAIRS AND MAINTENANCE

Building: Improvements which result in an increase in useful life over current useful life shall be capitalized (see DEPRECIATION). Expenditures which do not extend useful life but merely keep the facility in ordinary efficient operating condition are classified as repairs and maintenance.

All materials and parts used in repairing and maintaining the building will be included in this account.

Charges to this account include such things as lubricants, light bulbs, fuses, ash cans, fire extinguishers and other supplies used in providing heat, light, power, air conditioning, ventilation and water softening.

Equipment: Cost of service and parts to repair and maintain equipment.

Vehicle: This account will include vehicle operating expenses such as gas, oil, grease, tires, batteries, and licenses. Repair parts purchased and repairs made by outside concerns to such equipment will also be included in this account.

15. RENTAL OF PROPERTY AND EQUIPMENT

Rent for property or equipment will be paid with the following requirements:

- a. For major items, a copy of the lease may be required. The Purchaser may request a listing of limited partnership investors.
- b. Where applicable, proper capital lease accounting must be used.
- c. Rental rates may not exceed fair market value for similar property, equipment.

16. DEPRECIATION

Depreciation is an allowable expense under the following conditions:

The depreciation must be:

Identifiable and recorded in the agency's accounting records;

The cost of equipment and other capital expenditures with an acquisition cost exceeding \$5,000 can be recovered through the use of depreciation or use allowance. However, under certain circumstances and only with a written waiver from DHS obtained prior to making the purchase, equipment and other capital expenditures with an acquisition cost exceeding \$5,000 can be expensed at the time of purchase.

Building/property (less land value) as applicable must be depreciated using the straight-line method over a minimum of 30 years.

Other assets must be prorated over the estimated useful life of the asset using the straight-line methods; no accelerated depreciation is allowed.

Note: Mortgage (principal) payments, should the respondent prefer to propose a vendor owned and controlled program site, are not allowable costs. These payments represent acquisition costs and are reimbursed through depreciation expense.

17. INTEREST

Interest associated with liability in excess of agency net assets will not be allowed.

Interest on newly constructed buildings should be capitalized according to Generally Accepted Accounting Principles.

18. PURCHASES OF SMALLER ITEMS

Furnishings and equipment with a cost of less than \$5,000 should be expensed in one year and reflected on the room and board line.

19. PROFESSIONAL FEES

All professional fees incurred in the normal course of providing service to clients or complying with the terms of the County contract should be charged here. This would include legal, accounting, auditing and data processing.

20. LICENSES

Licenses necessary to operate the agency are allowable. Divide license cost by the number of years the license is valid.

21. TAXES

- a. Real Estate Taxes: Real estate taxes or payments in lieu of taxes which the agency is legally required to pay.
- b. Corporate Income Taxes: The tax liability of incorporated vendors.

22. OTHER ALLOWABLE EXPENSES

Expenses not included in above categories (identify).

23. SUBTOTAL OF COSTS OR NET ALLOWABLE OPERATING COSTS

Agencies should find the total cost of the categories shown above. This amount is used to compute ALLOWABLE PROFIT where permitted.

24. ALLOWABLE PROFIT

Not-for-profit agencies should enter ZERO in this line. Not-for-profit agencies are permitted to retain 5% in excess revenues generated by rates according to guidelines in the Sheboygan County contract, to be used to reduce the next years' service rate.

For-profit agencies may add an allowance for profit. The allowance is subject to these general guidelines:

- o No provision for profit should be included in any other line item.
- o Once the budget is approved, the Provider is not to request budget adjustments from the Purchaser except for major, unanticipated situations.

Allowable profit is computed as follows:

- a. Determine the Net Allowable OPERATING Costs. (This is the amount in line 23 in the recommended worksheet.)
- b. Multiply the Net Allowable OPERATING Costs by 0.05 (5%).

25. TOTAL ALLOWABLE COSTS

Add NET ALLOWABLE OPERATING COSTS to ALLOWABLE PROFIT (In each column, line 23 + line 24).

XIX. Signatures

This contract is agreed upon and approved by the authorized representatives of Sheboygan County and Shoreline Metro (Provider) as indicated below. This Contract becomes null and void if the time between the County's authorized representative signature and the Provider's authorized representative signature on this Contract exceeds sixty (60) days.

For County:

Thomas D. Eggebrecht, Director
County's Authorized Representative
Sheboygan County Health & Human Services

Date

For Provider:

Provider's Authorized Representative

Date

Title:

Federal ID #: _____