

**\*\*\*ATTACHMENTS\*\*\***



October 19, 2021

HONORABLE MEMBERS OF THE COMMON COUNCIL:

I hereby submit the following appointment for your consideration:

**PUBLIC WORKS COMMITTEE**

NAME	TERM START	EXPIRES
Andre Walton	04/20/2021	04/18/2022

  
\_\_\_\_\_  
RYAN SORENSON, MAYOR

**MAYOR'S OFFICE**

CITY HALL  
828 CENTER AVE.  
SHEBOYGAN, WI 53081

920-459-3317  
[www.sheboyganwi.gov](http://www.sheboyganwi.gov)

Hearing No.          - 21 - 22. October 25, 2021.

Pursuant to Chapter 65.90 of the Laws of Wisconsin, and notice published, there is a hearing scheduled for this evening on the annual budget. Any taxpayer or resident of the governmental unit will have the opportunity to be heard on the proposed 2022 budget.

Any interested persons may be heard.

**NOTICE TO TAXPAYERS AND RESIDENTS OF THE CITY OF SHEBOYGAN, WISCONSIN**

Pursuant to Chapter 65.90 of the Laws of Wisconsin, notice is hereby given that the annual budget hearing will be held in the Common Council Chambers, City Hall, in the City of Sheboygan, on Monday, October 25, 2021 at 6:00 p.m., at which time any taxpayer or resident of the governmental unit will have the opportunity to be heard on the proposed 2022 budget.

Dated this 8th day of October, 2021

Todd Wolf, City Administrator

	2021 Revised Budget	2022 Proposed Budget	Percent Change
<b>General Fund</b>			
Revenue:			
Taxes (other than property)	\$1,482,040	\$1,579,023	6.54%
Licenses and Permits	\$976,240	\$986,360	1.04%
Intergovernmental Revune	\$14,833,317	\$15,281,099	3.02%
Charges for Services	\$1,554,757	\$1,572,557	1.14%
Fines and Forfeitures	\$261,000	\$271,000	3.83%
Interest on Investments	\$250,506	\$122,338	-51.16%
Miscellaneous Revenue	\$201,350	\$195,622	-2.84%
Other Financing Sources	\$1,551,734	\$1,881,363	21.24%
Total Revenue	<u>\$21,110,943</u>	<u>\$21,889,362</u>	3.69%
Expense:			
General Government	\$4,132,432	\$4,268,908	3.30%
Public Safety	\$22,333,573	\$22,579,026	1.10%
Public Works	\$9,342,010	\$9,358,745	0.18%
Health/Human Services	\$207,298	\$207,742	0.21%
Culture/Recreation	\$2,908,271	\$2,772,969	-4.65%
Conservation/Development	\$377,430	\$361,801	-4.14%
Miscellaneous Expenses	\$130,000	\$1,425,000	996.15%
Contingency	\$805,170	\$750,000	-6.85%
Interfund Transfers	\$8,030	\$1,003,690	12399.25%
Total Expenses	<u>\$40,244,215</u>	<u>\$42,727,881</u>	6.17%

**2022 BUDGET/FUND BALANCE SUMMARY - ALL FUNDS**

	Estimated Fund Balance Dec. 31, 2021	Budget Revenue	Tax Levy	Budgeted Expenditures	Estimated Fund Balance Dec. 31, 2022
General Fund	\$21,580,709	\$21,889,362	\$18,183,520	\$42,727,881	\$18,925,710
Special Revenue	\$3,986,974	\$7,907,500	\$2,667,264	\$11,297,878	\$3,263,860
Debt Service	\$3,445,981	\$7,808,668	\$3,851,052	\$8,893,400	\$6,212,301
Capital Improvements	\$3,534,366	\$7,257,054	\$815,000	\$8,907,482	\$2,698,938
Proprietary	\$67,149,623	\$49,009,153	\$450,613	\$38,460,271	\$78,149,118
Fiduciary	\$994,875	\$34,400	\$0	\$16,000	\$1,013,275
<b>Total</b>	<u>\$100,692,528</u>	<u>\$93,906,137</u>	<u>\$25,967,449</u>	<u>\$110,302,912</u>	<u>\$110,263,202</u>
				Long Term Bonds Outstanding - December 31, 2022	\$37,140,000
				Long Term Notes Outstanding - December 31, 2022	\$17,700,000
				Long Term Loans Outstanding - December 31, 2022	\$239,822
					<u>\$55,079,822</u>

**Sheboygan Press**  
**media**  
A GANNETT COMPANY

STATE OF WISCONSIN  
BROWN COUNTY

SHEB, CITY OF, LEGAL ACCT

828 CENTER AVE STE 110  
SHEBOYGAN WI 530814442

I, being duly sworn, doth depose and say I am an authorized representative of the Sheboygan Press, a daily newspaper published in said county and that an avertisement of which the annexed is a true copy, taken from said paper, which published therein on:


Account Number: GWM-60409220  
Order Number: 0004947143 GWM\_GCI0747019-01 - Budget Hearing Notice 2022  
Published Dates: 10/08/21

(Signed) Linda Tuttle (Date) 10/08/2021  
Legal Clerk

Signed and sworn before me

Sarah Bertelsen

My commission expires 7/27/25



SHEB, CITY OF, LEGAL ACCT

VIII

R. C. No. \_\_\_\_\_ - 21 - 22. By COMMITTEE OF THE WHOLE. October 25, 2021.

Your Committee to whom was referred R. C. No. 129-21-22 by Finance and Personnel Committee to whom was referred Res. No. 75-21-22 by Alderpersons Felde and Filicky-Peneski establishing the 2022 Budget appropriations and the 2021 Tax Levy for use during the calendar year; recommends adopting the Resolution.

\_\_\_\_\_  
\_\_\_\_\_  
\_\_\_\_\_  
\_\_\_\_\_  
\_\_\_\_\_

Committee

I HEREBY CERTIFY that the foregoing Committee Report was duly accepted and adopted by the Common Council of the City of Sheboygan, Wisconsin, on the \_\_\_\_\_ day of \_\_\_\_\_, 20\_\_\_\_.

Dated \_\_\_\_\_ 20\_\_\_\_. \_\_\_\_\_, City Clerk

Approved \_\_\_\_\_ 20\_\_\_\_. \_\_\_\_\_, Mayor

VII

R. C. No. 129 - 21 - 22. By FINANCE AND PERSONNEL COMMITTEE. October 18, 2021.

Your Committee to whom was referred Res. No. 75-21-22 by Alderpersons Felde and Filicky-Peneski establishing the 2022 Budget appropriations and the 2021 Tax Levy for use during the calendar year; recommends adopting the Resolution.

*COS.*  
Filicky-Peneski/Penella  
Adopt Res  
BAWT, Filicky-Peneski/Salazar  
Amend to add \$100,000 to Salaries+Benefit  
in Mayor Budget from general fund balance  
For FT Communication Specialist  
Aye: Filicky-Peneski, Salazar-Z  
Nay: Dekker, Mitchell, Ackley, Felde, Walton, Laster, Penella-7  
Amend to add \$ 50,697 to personnel budget library from  
general fund balance to increase PT employees to \$13/hour  
Aye: Filicky-Peneski, Salazar, Walton, Penella-4  
Nay: Dekker, Mitchell, Ackley, Felde, Laster--5  
On original motion to Adopt - All ayes.

*Christa Filicky-Peneski*  
*Grant Penella*

Committee

I HEREBY CERTIFY that the foregoing Committee Report was duly accepted and adopted by the Common Council of the City of Sheboygan, Wisconsin, on the \_\_\_\_\_ day of \_\_\_\_\_, 20\_\_\_\_.

Dated \_\_\_\_\_ 20\_\_\_\_. \_\_\_\_\_, City Clerk

Approved \_\_\_\_\_ 20\_\_\_\_. \_\_\_\_\_, Mayor

III

Res. No. 75 - 21 - 22. By Alderpersons Felde and Filicky-Peneski.  
October 4, 2021.

A RESOLUTION establishing the 2022 Budget appropriations and the 2021 Tax Levy for use during the calendar year.

WHEREAS, Section 2-905 of Municipal Code of the City of Sheboygan requires an annual budget appropriating monies to finance activities of the City for the ensuing fiscal year, and

WHEREAS, The Common Council committees have duly considered and discussed a budget for 2022 as proposed by the City Administrator, and

WHEREAS, A public hearing on the budget will be held on October 25, 2021 as required, and

WHEREAS, The 2022 budget requires a tax levy to partially finance the appropriations.

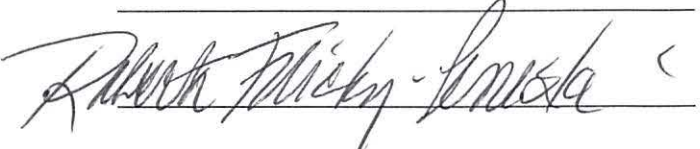
NOW, THEREFORE, BE IT RESOLVED: by the Common Council of the City of Sheboygan that:

Budgeted revenue estimates and expenditure appropriations for the year 2022 for the City's General Fund; Special Revenue Funds - Federal Grants, MEG Unit, Community Development Block Grant, Housing Revolving Loan, Business Revolving Loan, Affordable Housing, Mead Public Library, Tourism, Park, Forestry and Open Space, Park Impact Fee Fund, Cable TV, Municipal Court, Ambulance, Special Assessment, Harbor Centre Marina, Redevelopment Authority, Storm Water; Debt Service - G.O. Debt Service, Convention Center Debt Service, TID 6 Debt, TID 10 Debt, TID 12 Debt, TID 13 Debt, TID 14 Debt, TID 15 Debt, TID 16 Debt, TID 17 Debt, TID 18 Debt, TID 19 Debt, TID 19 Debt, TID 20 Debt, Environmental TID Debt; Capital Improvements Funds - Capital Projects, Capital Improvement, Industrial Park Fund, TID 12 Capital, TID 14 Capital, TID 16 Capital, TID 17 Capital, TID 18 Capital, TID 19 Capital, TID 20 Capital; Proprietary Funds - Motor Vehicle, Health Insurance, Liability Insurance, Workers Compensation Insurance, Information Technology; Enterprise Funds-Wastewater Utility, Recycling Utility Fund, Transit Utility, Parking Utility, Boat Facilities; and Fiduciary Funds - Cemetery Perpetual Care be and are hereby adopted as set forth in the attachment and established in the budget document.

FHP  
PW  
LHPS

BE IT FURTHER RESOLVED that the Personnel Schedule as presented in the 2022 Budget be approved, and

BE IT FURTHER RESOLVED that the property tax levy required to finance the 2022 Budget is \$25,967,499.

  
\_\_\_\_\_

I HEREBY CERTIFY that the foregoing Resolution was duly passed by the Common Council of the City of Sheboygan, Wisconsin, on the \_\_\_\_\_ day of \_\_\_\_\_, 20\_\_\_\_.

Dated \_\_\_\_\_ 20\_\_\_\_. \_\_\_\_\_, City Clerk

Approved \_\_\_\_\_ 20\_\_\_\_. \_\_\_\_\_, Mayor

2022 BUDGET SUMMARY

BUDGET SUMMARY

GOVERNMENTAL FUNDS

	General Fund	Special Revenue	Debt Service	Capital Improvement	Fiduciary Funds	Proprietary Funds	2022 Recommended	2021 Estimated	2020 Actual	2019 Actual	
<b>Revenue</b>											<b>Revenue</b>
Taxes	\$19,762,543	\$4,050,043	\$10,218,841	\$1,568,244	\$0	\$450,613	\$36,050,284	\$33,971,465	\$31,451,015	\$31,522,120	Taxes
Licenses and Permits	\$986,360	\$497,091	\$0	\$0	\$0	\$30,700	\$1,514,151	\$1,473,465	\$1,804,511	\$2,222,315	Licenses and Permits
Intergovernmental Revenue	\$15,017,939	\$2,287,340	\$88,487	\$2,070,770	\$0	\$4,187,671	\$24,652,207	\$24,643,800	\$23,466,350	\$23,158,063	Intergovernmental Revenue
Intergovernmental Charges for Services	\$263,160	\$0	\$0	\$0	\$0	\$11,524,836	\$11,787,996	\$10,172,710	\$8,825,353	\$9,063,307	Intergovernmental Charges for Services
Charges for Services	\$1,572,557	\$2,358,890	\$0	\$0	\$9,400	\$21,162,658	\$25,103,505	\$25,053,129	\$23,859,415	\$23,265,895	Charges for Services
Fines and Forfeitures	\$271,000	\$725,000	\$0	\$0	\$0	\$3,000	\$999,000	\$933,500	\$977,301	\$1,109,175	Fines and Forfeitures
Miscellaneous Revenue	\$317,960	\$627,400	\$194,717	\$150,640	\$25,000	\$1,007,821	\$2,323,538	\$2,185,797	\$6,109,292	\$9,706,190	Miscellaneous Revenue
Other Financing Sources	\$1,881,361	\$29,000	\$1,157,675	\$4,292,400	\$0	\$11,092,467	\$18,442,905	\$8,742,975	\$26,607,505	\$20,654,263	Other Financing Sources
<b>Total Revenue</b>	<b>\$40,072,881</b>	<b>\$10,574,764</b>	<b>\$11,659,720</b>	<b>\$8,072,054</b>	<b>\$34,400</b>	<b>\$49,459,766</b>	<b>\$119,873,586</b>	<b>\$107,176,840</b>	<b>\$123,100,731</b>	<b>\$120,701,334</b>	<b>Total Revenue</b>
<b>Expenditures</b>											<b>Expenditures</b>
General Government	\$4,268,909	\$1,361,746	\$800,485	\$250,000	\$0	\$10,087,567	\$16,768,707	\$16,630,224	\$13,446,500	\$17,469,878	General Government
Public Safety	\$22,579,026	\$1,044,181	\$0	\$1,692,000	\$0	\$0	\$25,305,207	\$25,314,634	\$22,594,032	\$22,518,084	Public Safety
Public Works	\$9,358,745	\$1,344,433	\$0	\$4,924,800	\$0	\$20,133,177	\$35,761,155	\$36,056,245	\$30,610,025	\$30,810,306	Public Works
Health and Human Services	\$207,742	\$0	\$0	\$0	\$1,000	\$0	\$208,742	\$208,298	\$184,550	\$197,733	Health and Human Services
Culture and Recreation	\$2,772,969	\$4,043,899	\$0	\$325,000	\$0	\$3,660	\$7,145,528	\$8,804,977	\$7,154,868	\$7,475,790	Culture and Recreation
Conservation and Development	\$361,801	\$1,469,256	\$0	\$1,164,905	\$0	\$8,218	\$3,004,180	\$3,717,718	\$6,030,300	\$3,755,068	Conservation and Development
Transfers and other expenses	\$3,178,690	\$2,034,363	\$8,092,914	\$560,777	\$15,600	\$9,227,649	\$22,109,393	\$29,212,917	\$34,430,325	\$36,626,007	Transfers and other expenses
<b>Total Expenditures</b>	<b>\$42,727,881</b>	<b>\$11,297,878</b>	<b>\$8,893,400</b>	<b>\$8,907,482</b>	<b>\$16,000</b>	<b>\$30,460,271</b>	<b>\$110,302,912</b>	<b>\$119,945,012</b>	<b>\$114,453,199</b>	<b>\$118,653,556</b>	<b>Total Expenditures</b>
Excess of revenues over (under) expenditures	-\$2,655,000	-\$723,114	\$2,766,320	-\$835,428	\$18,400	\$10,999,496	\$9,570,674	-\$12,768,172	\$8,647,532	\$2,047,778	Excess of revenues over (under) expenditures
Net Property Tax Required	\$18,183,520	\$2,667,264	\$3,851,052	\$615,000	\$0	\$450,613	\$25,967,449	\$25,396,842	\$24,092,872	\$23,770,487	Net Property Tax Required
Assessed Valuation							\$2,489,577,853	\$2,457,355,264	\$2,402,440,308	\$2,398,779,241	Assessed Valuation (Excluding TID)
ASSESSED TAX RATE							10.4305	10.3350	10.0285	9.9694	ASSESSED TAX RATE
Equalized Valuation*							\$3,147,701,000	\$3,074,483,600	\$2,724,220,600	\$2,650,921,700	Equalized Valuation (Excluding TID)
EQUALIZED TAX RATE							8.250	8.139	8.844	8.967	EQUALIZED TAX RATE

**PERSONNEL SCHEDULE  
AUTHORIZED PERMANENT POSITIONS 2019 - 2022**

	<u>2019 Actual</u>	<u>2020 Actual</u>	<u>2021 Amended</u>	<u>2021 Estimated</u>	<u>2022 Executive</u>
<b>GENERAL FUND</b>					
<b>GENERAL GOVERNMENT</b>					
<b>Office of the Mayor</b>					
Mayor	1.00	1.00	1.00	1.00	1.00
Communication Specialist/Administrative Assistant	<u>1.00</u>	<u>1.00</u>	<u>1.00</u>	<u>1.00</u>	<u>1.00</u>
<b>Total Office of the Mayor</b>	<b>2.00</b>	<b>2.00</b>	<b>2.00</b>	<b>2.00</b>	<b>2.00</b>
<b>Office of the City Clerk</b>					
City Clerk	1.00	1.00	1.00	1.00	1.00
Deputy City Clerk	1.00	1.00	1.00	1.00	1.00
Council/License Clerk	1.00	1.00	1.00	1.00	1.00
Elections Specialist	<u>0.75</u>	<u>0.75</u>	<u>0.75</u>	<u>0.75</u>	<u>0.75</u>
<b>Total Office of the City Clerk</b>	<b>3.75</b>	<b>3.75</b>	<b>3.75</b>	<b>3.75</b>	<b>3.75</b>
<b>Office of the City Administrator</b>					
City Administrator	1.00	1.00	1.00	1.00	1.00
Budget Analyst	1.00	0.00	0.00	0.00	0.00
Assistant to City Administrator	<u>0.00</u>	<u>1.00</u>	<u>1.00</u>	<u>1.00</u>	<u>1.00</u>
<b>Total Office of the City Administrator</b>	<b>2.00</b>	<b>2.00</b>	<b>2.00</b>	<b>2.00</b>	<b>2.00</b>
<b>Finance Department</b>					
Finance Director/Treasurer	1.00	1.00	1.00	1.00	1.00
Senior Accountant	1.00	0.00	0.00	0.00	0.00
Deputy Finance Director	0.00	1.00	1.00	1.00	1.00
Auditor/Analyst	1.00	1.00	0.00	0.00	0.00
Accountant	1.00	1.00	0.00	0.00	0.00
Accountant I	0.40	0.40	2.00	2.00	2.00
Accountant II	0.00	0.00	1.00	1.00	1.00
Accountant III	0.00	0.00	1.00	1.00	1.00
Clerk I	1.00	1.00	0.00	0.00	0.00
Accounts Payable Clerk	1.00	1.00	0.00	0.00	0.00
Purchasing Agent	0.50	0.50	0.50	0.50	0.50
Payroll Administrator	0.00	0.00	0.00	0.00	1.00
Accounting Administrative Assistant	0.00	0.00	0.00	0.00	1.00
Administrative Services Clerk I	<u>0.00</u>	<u>0.00</u>	<u>1.00</u>	<u>1.00</u>	<u>0.00</u>
<b>Total Finance Department</b>	<b>6.90</b>	<b>6.90</b>	<b>7.50</b>	<b>7.50</b>	<b>8.50</b>
<b>Human Resources Department</b>					
Director of HR/Labor Relations	1.00	1.00	1.00	1.00	1.00
Payroll Administrator	1.00	1.00	1.00	1.00	0.00
Benefit Administrator/Analyst	1.00	1.00	1.00	1.00	0.00
HR Generalist	1.00	1.00	1.00	1.00	2.00
Accountant I	0.60	0.60	0.00	0.00	0.00
Administrative Services Clerk II	0.00	0.00	1.00	1.00	0.00
HR Administrative Assistant	<u>0.00</u>	<u>0.00</u>	<u>0.00</u>	<u>0.00</u>	<u>1.00</u>
<b>Total Human Resources Department</b>	<b>4.60</b>	<b>4.60</b>	<b>5.00</b>	<b>5.00</b>	<b>4.00</b>
<b>Office of the City Attorney</b>					
City Attorney	1.00	1.00	1.00	1.00	1.00
Assistant City Attorney	0.00	0.00	0.00	0.00	1.40
Assistant City Attorney I	1.00	1.00	1.00	1.00	0.00
Assistant City Attorney II	0.40	0.40	0.40	0.40	0.00
Legal Assistant	<u>2.00</u>	<u>2.00</u>	<u>2.00</u>	<u>2.00</u>	<u>2.00</u>
<b>Total City Attorney's Office</b>	<b>4.40</b>	<b>4.40</b>	<b>4.40</b>	<b>4.40</b>	<b>4.40</b>

**PERSONNEL SCHEDULE**  
**AUTHORIZED PERMANENT POSITIONS 2019 - 2022**

	<u>2019</u> <u>Actual</u>	<u>2020</u> <u>Actual</u>	<u>2021</u> <u>Amended</u>	<u>2021</u> <u>Estimated</u>	<u>2022</u> <u>Executive</u>
<b>PUBLIC SAFETY</b>					
<b>Police Department</b>					
Chief of Police	1.00	1.00	1.00	1.00	1.00
Captain (Admin Div/Patrol Div/CID)	3.00	3.00	3.00	3.00	3.00
Lieutenant (Police Shft Supvr/CID)	4.00	4.00	4.00	4.00	4.00
Sergeant (Admin/Police Field Spv/Field SPV-MEG)	9.00	9.00	9.00	9.00	9.00
Detective	7.00	7.00	7.00	7.00	7.00
Police Officer (Includes School Resource Officers)	60.00	60.00	60.00	60.00	60.00
Administrative Assistant/Office Supervisor	1.00	1.00	1.00	1.00	1.00
Communications/Electronic Technician	1.00	1.00	1.00	1.00	1.00
Court Services Secretary	2.00	2.00	2.00	2.00	2.00
Community Service Officer	1.00	1.00	1.00	1.00	1.00
Record Specialist Clerk	8.00	8.00	8.00	8.00	7.90
Time Agency Coordinator	1.00	1.00	1.00	1.00	1.00
Department Secretary (Admin/CID)	2.00	2.00	2.00	2.00	2.00
Crime Analyst	1.00	1.00	1.00	1.00	1.00
Fleet Op Mechanic	1.00	1.00	1.00	1.00	1.00
Property Officer	1.00	1.00	1.00	1.00	1.00
Digital Evidence Manager	1.00	1.00	1.00	1.00	1.00
<b>Total Police Department</b>	<b>104.00</b>	<b>104.00</b>	<b>104.00</b>	<b>104.00</b>	<b>103.90</b>
<b>Fire Department</b>					
Fire Chief	1.00	1.00	1.00	1.00	1.00
Assistant Fire Chief	1.00	2.00	2.00	1.00	1.00
Deputy Fire Chief	1.00	0.00	0.00	0.00	0.00
Battalion Chief	4.00	4.00	4.00	4.00	4.00
Fire Captain	5.00	3.00	3.00	3.00	3.00
Fire Lieutenant	10.00	11.00	12.00	12.00	12.00
Fire Equipment Op	15.00	15.00	15.00	15.00	15.00
Firefighter	18.00	18.00	18.00	18.00	18.00
Firefighter/Paramedic	14.00	14.00	14.00	14.00	14.00
Admin Coord/Sup	0.00	1.00	1.00	1.00	1.00
Confidential Secretary	1.00	0.00	0.00	0.00	0.00
Office Assistant	0.50	0.00	0.00	0.00	0.00
Administrative Assistant	<u>0.00</u>	<u>0.50</u>	<u>0.50</u>	<u>0.50</u>	<u>1.00</u>
<b>Total Fire Department</b>	<b>70.50</b>	<b>69.50</b>	<b>70.50</b>	<b>69.50</b>	<b>70.00</b>
<b>Building Inspection</b>					
Building Inspector I	0.00	0.00	1.00	1.00	1.00
Bldg/Housing Insp II	2.00	2.00	1.00	1.00	1.00
Electrical Inspector	1.00	1.00	1.00	1.00	1.00
Plumbing/Environment Inspector	1.00	1.00	1.00	1.00	1.00
Code Enforcement Officer <20	1.00	1.00	1.00	1.00	1.00
Buliding Inspection Specialist	1.00	1.00	1.00	1.00	1.00
Permit Clerk	1.00	1.00	1.00	1.00	1.00
Building Inspection Licensing Clerk	<u>1.00</u>	<u>1.00</u>	<u>1.00</u>	<u>1.00</u>	<u>1.00</u>
<b>Total Building Inspection</b>	<b>8.00</b>	<b>8.00</b>	<b>8.00</b>	<b>8.00</b>	<b>8.00</b>
<b>PUBLIC WORKS</b>					
<b>Department of Public Works</b>					
<b>Administration</b>					
Director Public Works	1.00	1.00	1.00	1.00	1.00
Business Manager	0.00	1.00	1.00	1.00	1.00
Management Analyst	1.00	0.00	0.00	0.00	0.00
Admin Coordinator	0.00	0.00	0.00	0.00	1.00
Clerk II	<u>2.00</u>	<u>2.00</u>	<u>2.00</u>	<u>2.00</u>	<u>2.00</u>
<b>Total Public Works Administration</b>	<b>4.00</b>	<b>4.00</b>	<b>4.00</b>	<b>4.00</b>	<b>5.00</b>

**PERSONNEL SCHEDULE  
AUTHORIZED PERMANENT POSITIONS 2019 - 2022**

	<u>2019</u> <u>Actual</u>	<u>2020</u> <u>Actual</u>	<u>2021</u> <u>Amended</u>	<u>2021</u> <u>Estimated</u>	<u>2022</u> <u>Executive</u>
<b>Engineering</b>					
City Engineer	1.00	1.00	1.00	1.00	1.00
Civil Engineer/Project Manager	1.00	2.00	2.00	2.00	2.00
Assistant Engineer/Surveyor	1.00	1.00	1.00	1.00	1.00
Senior Engineer Technician	1.00	1.00	1.00	1.00	1.00
Engineering Technician	2.00	2.00	1.00	1.00	1.00
GIS Project Specialist	1.00	1.00	1.00	1.00	1.00
Environmental Engineer	<u>0.00</u>	<u>0.00</u>	<u>1.00</u>	<u>1.00</u>	<u>1.00</u>
<b>Total Engineering</b>	<b>7.00</b>	<b>8.00</b>	<b>8.00</b>	<b>8.00</b>	<b>8.00</b>
<b>Facilities and Traffic</b>					
Superintendent - Facilities/Traffic	1.00	1.00	1.00	1.00	1.00
Maintenance Worker IV-Leadman Sign Shop	1.00	1.00	1.00	1.00	1.00
Maintenance Worker IV-Maintenance Craftsman	0.00	0.00	0.00	0.00	2.00
Maintenance Worker V-Electric Lighting	1.00	1.00	1.00	1.00	1.00
Maintenance Worker V-Electric Signals	1.00	1.00	1.00	1.00	1.00
Maintenance Worker III-Maintenance Craftsman	3.00	3.00	3.00	3.00	1.00
Maintenance Worker II-Sign Shop	1.00	1.00	3.00	3.00	2.00
Maintenance Worker II-City Hall	1.00	1.00	1.00	1.00	0.00
Maintenance Worker II - Custodian II	0.00	0.00	0.00	0.00	1.00
Maintenance Worker I - Custodian I	0.00	0.00	0.00	0.00	1.00
Maintenance Worker I - Sign Shop	0.00	0.00	0.00	0.00	1.00
Maintenance Worker I - PT City Hall	0.00	0.00	0.00	0.00	0.50
Maintenance Worker I-MSB	<u>1.00</u>	<u>1.00</u>	<u>1.00</u>	<u>1.00</u>	<u>0.00</u>
<b>Total Facilities and Traffic</b>	<b>10.00</b>	<b>10.00</b>	<b>12.00</b>	<b>12.00</b>	<b>12.50</b>
<b>Streets and Sanitation</b>					
Superintendent - Streets & Sanitation	1.00	1.00	1.00	1.00	1.00
Supervisor - Streets & Sanitation	1.00	1.00	1.00	1.00	1.00
Engineering Technician	0.00	1.00	1.00	1.00	1.00
Maintenance Worker IV - Leadman Sanitation	1.00	1.00	0.00	0.00	1.00
Maintenance Worker IV - Leadman Sewer	0.00	0.00	0.00	0.00	1.00
Maintenance Worker IV - EO Streets	1.00	1.00	4.00	4.00	4.00
Maintenance Worker III - Streets	7.00	7.00	2.00	2.00	2.00
Maintenance Worker II - Streets	14.00	14.00	10.00	10.00	10.00
Maintenance Worker I - Streets	5.00	5.00	6.00	6.00	5.00
Maintenance Worker IV-Sanitation	1.00	1.00	0.00	0.00	0.00
Maintenance Worker III-Sanitation	8.00	8.00	4.00	4.00	4.00
Maintenance Worker IV-Sewer Maint	1.00	1.00	1.00	1.00	0.00
Maintenance Worker III-Sewer Maint	1.00	1.00	1.00	1.00	1.00
Maintenance Worker II-Sewer Maint	2.00	2.00	3.00	3.00	3.00
Maintenance Worker I-Sewer Maint	1.00	1.00	2.00	2.00	0.00
Maintenance Worker II-Street Sweep	<u>2.00</u>	<u>2.00</u>	<u>2.00</u>	<u>2.00</u>	<u>2.00</u>
<b>Total Streets and Sanitation</b>	<b>46.00</b>	<b>47.00</b>	<b>38.00</b>	<b>38.00</b>	<b>36.00</b>
<b>Parks and Cemetery</b>					
Superintendent - Parks - Forestry	1.00	1.00	1.00	1.00	1.00
Forester	1.00	1.00	1.00	1.00	1.00
Maintenance Worker IV - Leadman (Trees/Parks)	0.00	2.00	2.00	2.00	2.00
Maintenance Worker IV - Construction	1.00	1.00	1.00	1.00	0.00
Maintenance Worker IV - Craftsman	0.00	0.00	0.00	0.00	1.00
Maintenance Worker III - Forestry	6.00	5.00	5.00	5.00	0.00
Maintenance Worker III - Arborist	0.00	0.00	0.00	0.00	1.00
Maintenance Worker III - Tree Trimmer	0.00	0.00	0.00	0.00	2.00
Maintenance Worker III - Parks	0.00	0.00	0.00	0.00	2.00
Maintenance Worker II - Parks	6.00	6.00	6.00	6.00	6.00

**PERSONNEL SCHEDULE  
AUTHORIZED PERMANENT POSITIONS 2019 - 2022**

	<u>2019 Actual</u>	<u>2020 Actual</u>	<u>2021 Amended</u>	<u>2021 Estimated</u>	<u>2022 Executive</u>
Maintenance Worker I - Parks	3.00	3.00	0.00	0.00	0.00
Maintenance Worker III - Cemetery	<u>1.00</u>	<u>1.00</u>	<u>1.00</u>	<u>1.00</u>	<u>1.00</u>
<b>Total Parks and Cemetery</b>	<b>19.00</b>	<b>20.00</b>	<b>17.00</b>	<b>17.00</b>	<b>17.00</b>
<b>Total Department of Public Works</b>	<b>86.00</b>	<b>89.00</b>	<b>79.00</b>	<b>79.00</b>	<b>78.50</b>
<b>CULTURE AND RECREATION</b>					
<b>Senior Services</b>					
Director of Senior Services	1.00	1.00	1.00	1.00	1.00
SAC Coordinator	1.00	1.00	1.00	1.00	1.00
Program & Wellness Coordinator	0.00	0.00	0.00	1.00	1.00
Custodian	<u>0.28</u>	<u>0.28</u>	<u>0.28</u>	<u>0.00</u>	<u>0.00</u>
<b>Total Senior Services</b>	<b>2.28</b>	<b>2.28</b>	<b>2.28</b>	<b>3.00</b>	<b>3.00</b>
<b>CONSERVATION AND DEVELOPMENT</b>					
<b>Planning and Development</b>					
Director of Planning and Development	1.00	1.00	1.00	1.00	1.00
Planning/Zoning Manager	1.00	1.00	1.00	1.00	1.00
Community Development Planner	1.00	1.00	1.00	1.00	1.00
Neighborhood Development Planner	0.00	1.00	1.00	1.00	0.00
Community/Economic Development Planner	1.00	0.00	0.00	0.00	0.00
Program Assistant	0.00	0.00	0.00	0.00	1.00
Grant Coordinator	<u>0.00</u>	<u>1.00</u>	<u>1.00</u>	<u>1.00</u>	<u>1.00</u>
<b>Total Planning and Development</b>	<b>4.00</b>	<b>5.00</b>	<b>5.00</b>	<b>5.00</b>	<b>5.00</b>
<b>TOTAL GENERAL FUND</b>	<b>298.43</b>	<b>301.43</b>	<b>293.43</b>	<b>293.15</b>	<b>293.05</b>
<b>SPECIAL REVENUE FUND</b>					
<b>Mead Public Library</b>					
Director	1.00	1.00	1.00	1.00	1.00
Business Manager	1.00	1.00	1.00	1.00	0.00
Manager (Admin/Tech/Public Services)	2.00	2.00	2.00	2.00	3.00
Librarian II	2.00	0.00	0.00	0.00	0.00
Librarian I	5.75	0.00	0.00	0.00	0.00
Librarian	0.00	8.00	7.75	9.00	9.00
Maintenance Supervisor	1.00	0.00	0.00	1.00	1.00
Public Information Specialist II	1.00	0.00	0.00	0.00	0.00
IT Specialist	1.00	1.00	1.00	1.00	1.00
Communications Specialist	0.00	1.00	1.00	1.00	1.00
Maintenance Technician	0.00	2.00	2.00	1.00	1.00
Administrative Assistant/Volunteer Coordinator	0.00	1.00	1.00	1.00	0.00
Administrative Assistant	0.00	0.00	0.00	0.00	1.00
Administrative Assistant I	1.00	0.00	0.00	0.00	0.00
Maintenance Technician I	1.00	0.00	0.00	0.00	0.00
Library Assistant III	5.00	0.00	0.00	0.00	0.00
Library Assistant II	1.00	0.00	0.00	0.00	0.00
Library Assistant I	5.75	0.00	0.00	0.00	0.00
Cataloger	0.00	3.00	3.00	3.00	3.00
Public Safety Specialist	0.00	1.00	1.00	1.00	1.00
Library Assistant	0.00	9.25	8.50	9.25	9.25
Cleaner	1.50	2.00	2.00	2.00	1.50
Library Page	<u>9.50</u>	<u>6.50</u>	<u>6.50</u>	<u>6.00</u>	<u>6.75</u>
<b>Total Mead Public Library</b>	<b>39.50</b>	<b>38.75</b>	<b>37.75</b>	<b>39.25</b>	<b>39.50</b>
<b>Municipal Court</b>					
Municipal Court Judge	0.50	0.50	0.50	0.50	1.00

**PERSONNEL SCHEDULE  
AUTHORIZED PERMANENT POSITIONS 2019 - 2022**

	<u>2019 Actual</u>	<u>2020 Actual</u>	<u>2021 Amended</u>	<u>2021 Estimated</u>	<u>2022 Executive</u>
Municipal Court Clerk	1.00	1.00	1.00	1.00	1.00
Assistant Municipal Court Clerk	0.00	0.00	0.00	0.00	1.00
Office Clerk	<u>1.00</u>	<u>1.00</u>	<u>1.00</u>	<u>1.00</u>	<u>0.00</u>
<b>Total Municipal Court</b>	<b>2.50</b>	<b>2.50</b>	<b>2.50</b>	<b>2.50</b>	<b>3.00</b>
<b>Ambulance</b>					
Assistant Fire Chief	0.00	0.00	0.00	1.00	1.00
Firefighter/Paramedic	<u>4.00</u>	<u>4.00</u>	<u>4.00</u>	<u>4.00</u>	<u>4.00</u>
<b>Total Ambulance</b>	<b>4.00</b>	<b>4.00</b>	<b>4.00</b>	<b>5.00</b>	<b>5.00</b>
<b>Cable Television</b>					
TV Program Director	1.00	1.00	1.00	1.00	1.00
TV Production Technician	<u>0.25</u>	<u>0.25</u>	<u>0.25</u>	<u>0.25</u>	<u>0.25</u>
<b>Total Cable Television</b>	<b>1.25</b>	<b>1.25</b>	<b>1.25</b>	<b>1.25</b>	<b>1.25</b>
<b>TOTAL SPECIAL REVENUE FUND</b>	<b>47.25</b>	<b>46.50</b>	<b>45.50</b>	<b>48.00</b>	<b>48.75</b>
<b>PROPRIETARY FUNDS</b>					
<b>Recycling Utility</b>					
Maintenance Worker IV-Leadman Recycling	0.00	0.00	1.00	1.00	0.00
Maintenance Worker III-Recycling	<u>0.00</u>	<u>2.00</u>	<u>2.00</u>	<u>2.00</u>	<u>2.00</u>
<b>Total Recycling Utility</b>	<b>0.00</b>	<b>2.00</b>	<b>3.00</b>	<b>3.00</b>	<b>2.00</b>
<b>Transit Utility</b>					
Director Parking/Transit	0.70	0.70	0.70	0.70	1.00
Transit Op Sup Dispatch	2.00	2.00	2.00	2.00	2.00
SET Supervisor	1.00	1.00	1.00	1.00	1.00
Lead Support - ADA Coordinator	1.00	0.00	0.00	0.00	0.00
Lead Dispatcher	1.00	0.00	0.00	0.00	0.00
Fill-In Dispatcher	1.00	0.00	0.00	0.00	0.00
Lead Mechanic	1.00	1.00	1.00	1.00	1.00
Mechanic	3.00	3.00	3.00	3.00	3.00
Administrative Coordinator	1.00	1.00	1.00	1.00	1.00
Transit Coordinator I	0.00	1.00	1.00	1.00	1.00
Transit Coordinator II	0.00	1.00	1.00	1.00	1.00
Transit Coordinator III	0.00	1.00	1.00	1.00	1.00
Fixed Route Operator	28.00	28.00	28.00	28.00	17.60
Paratransit Operator	12.00	12.00	12.00	12.00	10.05
Hostler	1.50	1.50	1.50	0.00	0.00
Maintenance Assistant	0.00	1.00	1.00	2.25	1.90
Utility Worker	0.00	0.00	0.00	0.00	1.50
Cleaner	<u>1.25</u>	<u>0.00</u>	<u>0.00</u>	<u>0.00</u>	<u>1.05</u>
<b>Total Transit Utility</b>	<b>54.45</b>	<b>54.20</b>	<b>54.20</b>	<b>53.95</b>	<b>44.10</b>
<b>Parking Utility</b>					
Director Parking and Transit	0.30	0.30	0.30	0.30	0.00
Lead Maintenance Worker	0.00	0.00	0.00	0.00	1.00
Lead Worker I	1.00	1.00	1.00	1.00	0.00
Maintenance/Grounds Worker I	0.00	0.00	0.00	0.00	1.00
Maintenance Worker I	<u>1.00</u>	<u>1.00</u>	<u>1.00</u>	<u>1.00</u>	<u>0.00</u>
<b>Total Parking Utility</b>	<b>2.30</b>	<b>2.30</b>	<b>2.30</b>	<b>2.30</b>	<b>2.00</b>
<b>Water Utility</b>					
Superintendent	1.00	1.00	1.00	1.00	1.00
Utility Accountant	1.00	1.00	1.00	1.00	1.00
Distribution Supervisor	1.00	1.00	1.00	1.00	1.00
Operations Supervisor	1.00	1.00	1.00	1.00	1.00

**PERSONNEL SCHEDULE  
AUTHORIZED PERMANENT POSITIONS 2019 - 2022**

	2019	2020	2021	2021	2022
	<u>Actual</u>	<u>Actual</u>	<u>Amended</u>	<u>Estimated</u>	<u>Executive</u>
Customer Relations/Fiscal Supervisor	1.00	1.00	1.00	1.00	1.00
Utility Engineer 2*	1.00	1.00	1.00	1.00	1.00
Engineer Engineer 1**	1.00	1.00	1.00	1.00	1.00
Lead Distribution Technician	1.00	1.00	1.00	1.00	1.00
Distribution Technician	5.00	6.00	6.00	6.00	6.00
Lead Operations Technician	1.00	1.00	1.00	1.00	1.00
Operator	5.00	5.00	5.00	5.00	5.00
Operations Technician	2.00	2.00	2.00	2.00	2.00
Utility Support Specialist	4.00	4.00	4.00	4.00	4.00
Lab Technician	1.00	1.00	1.00	1.00	1.00
Lead Service Technician	1.00	1.00	1.00	1.00	1.00
Service Technician	<u>3.00</u>	<u>3.00</u>	<u>3.00</u>	<u>3.00</u>	<u>3.00</u>
<b>Total Water Utility</b>	<b>30.00</b>	<b>31.00</b>	<b>31.00</b>	<b>31.00</b>	<b>31.00</b>
*Utility Engineer reclassified as Utility Engineer 2					
**Engineer Technician reclassified as Utility Engineer 1					
<b>Wastewater Utility</b>					
Superintendent	1.00	1.00	1.00	1.00	1.00
Assistant Superintendent	0.00	0.00	0.00	0.00	1.00
Industrial Wastewater Supervisor	1.00	1.00	1.00	1.00	1.00
Environmental Engineer	1.00	1.00	0.00	0.00	0.00
Maintenance Supervisor	1.00	1.00	1.00	1.00	0.00
Process System/OPCO	1.00	1.00	1.00	1.00	1.00
Electromechanical Technician	1.00	1.00	1.00	1.00	1.00
Laboratory Technician	1.00	1.00	1.00	1.00	1.00
Plant Maintenance Mechanic	3.00	3.00	3.00	3.00	3.00
Operator III	2.00	2.00	2.00	2.00	0.00
Operator II	0.00	0.00	0.00	0.00	4.00
Operator I	2.00	2.00	2.00	2.00	0.00
Administrative Assistant	<u>1.00</u>	<u>1.00</u>	<u>1.00</u>	<u>1.00</u>	<u>0.00</u>
<b>Total Wastewater Utility</b>	<b>15.00</b>	<b>15.00</b>	<b>14.00</b>	<b>14.00</b>	<b>13.00</b>
<b>TOTAL PROPRIETARY FUND</b>	<b>101.75</b>	<b>104.50</b>	<b>104.50</b>	<b>104.25</b>	<b>92.10</b>
<b>INTERNAL SERVICE FUNDS</b>					
<b>Information Technology</b>					
Director of Information Technology	1.00	1.00	1.00	1.00	1.00
Systems Analyst	2.00	2.00	2.00	2.00	2.00
Network Administrator	1.00	2.00	1.00	1.00	1.00
Operator/PC Technician	<u>1.00</u>	<u>1.00</u>	<u>1.00</u>	<u>1.00</u>	<u>1.00</u>
<b>Total Information Technology</b>	<b>5.00</b>	<b>6.00</b>	<b>5.00</b>	<b>5.00</b>	<b>5.00</b>
<b>MOTOR VEHICLE FUND</b>					
<b>Motor Vehicle</b>					
Equipment Services Supervisor	1.00	1.00	1.00	1.00	1.00
Master Certified Truck Mechanic	1.00	1.00	1.00	1.00	1.00
Certified Truck Mechanic	2.00	2.00	2.00	2.00	2.00
Truck Mechanic	1.00	1.00	1.00	1.00	1.00
Service Mechanic II	<u>1.00</u>	<u>1.00</u>	<u>1.00</u>	<u>1.00</u>	<u>1.00</u>
<b>Total Motor Vehicle</b>	<b>6.00</b>	<b>6.00</b>	<b>6.00</b>	<b>6.00</b>	<b>6.00</b>
<b>TOTAL INTERNAL SERVICE FUNDS</b>	<b>11.00</b>	<b>12.00</b>	<b>11.00</b>	<b>11.00</b>	<b>11.00</b>
<b>TOTAL PROPRIETARY FUNDS</b>	<b>112.75</b>	<b>116.50</b>	<b>115.50</b>	<b>115.25</b>	<b>103.10</b>
<b>TOTAL CITY FUNDS</b>	<b>458.43</b>	<b>464.43</b>	<b>454.43</b>	<b>456.40</b>	<b>444.90</b>

VII

R. C. No. \_\_\_\_\_ - 21 - 22. By COMMITTEE OF THE WHOLE. October 25, 2021.

Your Committee to whom was referred R. C. No. 130-21-22 by Licensing, Hearings, and Public Safety Committee to whom was referred Res. No. 75-21-22 by Alderpersons Felde and Filicky-Peneski establishing the 2022 Budget appropriations and the 2021 Tax Levy for use during the calendar year; recommends filing the document.

\_\_\_\_\_  
\_\_\_\_\_  
\_\_\_\_\_  
\_\_\_\_\_  
\_\_\_\_\_

Committee

I HEREBY CERTIFY that the foregoing Committee Report was duly accepted and adopted by the Common Council of the City of Sheboygan, Wisconsin, on the \_\_\_\_\_ day of \_\_\_\_\_, 20\_\_\_\_.

Dated \_\_\_\_\_ 20\_\_\_\_. \_\_\_\_\_, City Clerk

Approved \_\_\_\_\_ 20\_\_\_\_. \_\_\_\_\_, Mayor

**VII**

5.4

R. C. No. 130 - 21 - 22. By LICENSING, HEARINGS, AND PUBLIC SAFETY COMMITTEE. October 18, 2021.

Your Committee to whom was referred Res. No. 75-21-22 by Alderpersons Felde and Filicky-Peneski establishing the 2022 Budget appropriations and the 2021 Tax Levy for use during the calendar year; recommends adopting the Resolution.

CON

Dean Dekker  
[Signature]  
[Signature]

Beth Anne Pichy

Committee

I HEREBY CERTIFY that the foregoing Committee Report was duly accepted and adopted by the Common Council of the City of Sheboygan, Wisconsin, on the \_\_\_\_\_ day of \_\_\_\_\_, 20\_\_\_\_.

Dated \_\_\_\_\_ 20\_\_\_\_. \_\_\_\_\_, City Clerk

Approved \_\_\_\_\_ 20\_\_\_\_. \_\_\_\_\_, Mayor

III

Res. No. 75 - 21 - 22. By Alderpersons Felde and Filicky-Peneski.  
October 4, 2021.

A RESOLUTION establishing the 2022 Budget appropriations and the 2021 Tax Levy for use during the calendar year.

WHEREAS, Section 2-905 of Municipal Code of the City of Sheboygan requires an annual budget appropriating monies to finance activities of the City for the ensuing fiscal year, and

WHEREAS, The Common Council committees have duly considered and discussed a budget for 2022 as proposed by the City Administrator, and

WHEREAS, A public hearing on the budget will be held on October 25, 2021 as required, and

WHEREAS, The 2022 budget requires a tax levy to partially finance the appropriations.

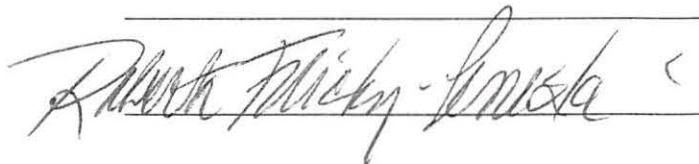
NOW, THEREFORE, BE IT RESOLVED: by the Common Council of the City of Sheboygan that:

Budgeted revenue estimates and expenditure appropriations for the year 2022 for the City's General Fund; Special Revenue Funds - Federal Grants, MEG Unit, Community Development Block Grant, Housing Revolving Loan, Business Revolving Loan, Affordable Housing, Mead Public Library, Tourism, Park, Forestry and Open Space, Park Impact Fee Fund, Cable TV, Municipal Court, Ambulance, Special Assessment, Harbor Centre Marina, Redevelopment Authority, Storm Water; Debt Service - G.O. Debt Service, Convention Center Debt Service, TID 6 Debt, TID 10 Debt, TID 12 Debt, TID 13 Debt, TID 14 Debt, TID 15 Debt, TID 16 Debt, TID 17 Debt, TID 18 Debt, TID 19 Debt, TID 19 Debt, TID 20 Debt, Environmental TID Debt; Capital Improvements Funds - Capital Projects, Capital Improvement, Industrial Park Fund, TID 12 Capital, TID 14 Capital, TID 16 Capital, TID 17 Capital, TID 18 Capital, TID 19 Capital, TID 20 Capital; Proprietary Funds - Motor Vehicle, Health Insurance, Liability Insurance, Workers Compensation Insurance, Information Technology; Enterprise Funds-Wastewater Utility, Recycling Utility Fund, Transit Utility, Parking Utility, Boat Facilities; and Fiduciary Funds - Cemetery Perpetual Care be and are hereby adopted as set forth in the attachment and established in the budget document.

F&P  
PW  
LAPS

BE IT FURTHER RESOLVED that the Personnel Schedule as presented in the 2022 Budget be approved, and

BE IT FURTHER RESOLVED that the property tax levy required to finance the 2022 Budget is \$25,967,499.

A handwritten signature in cursive script, appearing to read "Robert M. Wicks", is written over a horizontal line. A small mark resembling a less-than sign (<) is visible to the right of the signature.

I HEREBY CERTIFY that the foregoing Resolution was duly passed by the Common Council of the City of Sheboygan, Wisconsin, on the \_\_\_\_\_ day of \_\_\_\_\_, 20\_\_\_\_.

Dated \_\_\_\_\_ 20\_\_\_\_. \_\_\_\_\_, City Clerk

Approved \_\_\_\_\_ 20\_\_\_\_. \_\_\_\_\_, Mayor

2022 BUDGET SUMMARY

BUDGET SUMMARY

GOVERNMENTAL FUNDS

	General Fund	Special Revenue	Debt Service	Capital Improvement	Ordinary Funds	Proprietary Funds	2022 Recommend	2021 Estimated	2020 Actual	2019 Actual	
<b>Revenue</b>											<b>Revenue</b>
Taxes	\$19,702,543	\$4,050,043	\$10,216,634	\$1,508,244	\$0	\$450,613	\$39,050,264	\$33,971,465	\$31,481,015	\$31,522,126	Taxes
Licenses and Permits	\$986,300	\$417,000	\$0	\$0	\$0	\$30,700	\$1,514,153	\$1,473,465	\$1,804,513	\$2,222,315	Licenses and Permits
Intergovernmental Revenue	\$15,017,339	\$2,297,340	\$68,437	\$2,079,170	\$0	\$4,107,671	\$23,652,207	\$24,043,800	\$23,400,350	\$23,158,063	Intergovernmental Revenue
Intergovernmental Charges for Services	\$203,160	\$0	\$0	\$0	\$0	\$11,524,830	\$13,797,998	\$19,172,710	\$8,925,153	\$5,063,307	Intergovernmental Charges for Services
Charges for Services	\$1,572,557	\$2,358,890	\$0	\$0	\$9,400	\$21,362,650	\$25,103,565	\$25,053,129	\$23,359,445	\$23,265,000	Charges for Services
Fines and Forfeitures	\$271,000	\$725,000	\$0	\$0	\$0	\$3,000	\$995,000	\$933,500	\$977,301	\$1,109,175	Fines and Forfeitures
Miscellaneous Revenue	\$117,960	\$(627,400)	\$134,717	\$790,640	\$25,000	\$1,007,621	\$2,323,536	\$2,185,797	\$6,100,292	\$9,706,176	Miscellaneous Revenue
Other Financing Sources	\$1,881,701	\$29,000	\$1,157,675	\$4,292,400	\$0	\$1,092,467	\$10,442,905	\$8,742,975	\$28,607,505	\$20,654,263	Other Financing Sources
<b>Total Revenue</b>	<b>\$40,072,881</b>	<b>\$10,374,784</b>	<b>\$11,609,720</b>	<b>\$8,072,854</b>	<b>\$34,400</b>	<b>\$9,450,706</b>	<b>\$119,873,568</b>	<b>\$107,176,840</b>	<b>\$123,100,731</b>	<b>\$120,701,334</b>	<b>Total Revenue</b>
<b>Expenditures</b>											<b>Expenditures</b>
General Government	\$4,206,809	\$1,161,746	\$686,195	\$250,000	\$0	\$10,607,167	\$16,768,707	\$16,630,234	\$11,440,560	\$17,469,878	General Government
Public Safety	\$22,579,026	\$1,544,181	\$0	\$1,632,000	\$0	\$0	\$25,605,207	\$25,334,634	\$22,594,632	\$22,519,054	Public Safety
Public Works	\$9,268,745	\$1,344,233	\$0	\$4,324,000	\$0	\$20,133,477	\$16,761,155	\$16,076,245	\$20,612,025	\$10,610,306	Public Works
Health and Human Services	\$207,742	\$0	\$0	\$0	\$1,000	\$0	\$268,742	\$200,298	\$154,550	\$197,733	Health and Human Services
Culture and Recreation	\$2,772,903	\$4,043,099	\$0	\$327,000	\$0	\$3,000	\$7,145,528	\$8,464,977	\$7,154,860	\$7,475,730	Culture and Recreation
Conservation and Development	\$101,501	\$1,469,230	\$0	\$1,194,000	\$0	\$6,278	\$1,504,180	\$1,717,718	\$1,650,700	\$3,755,063	Conservation and Development
Transfers and other expenses	\$1,178,090	\$2,034,363	\$9,092,914	\$260,727	\$13,000	\$1,227,640	\$22,169,163	\$20,212,917	\$14,430,325	\$16,620,007	Transfers and other expenses
<b>Total Expenditures</b>	<b>\$42,727,881</b>	<b>\$11,297,878</b>	<b>\$8,893,409</b>	<b>\$8,967,462</b>	<b>\$16,000</b>	<b>\$19,460,271</b>	<b>\$110,902,912</b>	<b>\$115,945,132</b>	<b>\$114,453,199</b>	<b>\$118,651,956</b>	<b>Total Expenditures</b>
Excess of revenues over (under) expenditures	\$(2,655,000)	\$(923,114)	\$2,716,320	\$(894,608)	\$(16,000)	\$(10,999,496)	\$(9,029,374)	\$(8,768,292)	\$(13,347,512)	\$(2,947,728)	Excess of revenues over (under) expenditures
Net Property Tax Required	\$16,162,520	\$2,667,264	\$1,951,952	\$(815,000)	\$0	\$450,613	\$25,967,449	\$25,106,342	\$24,092,872	\$23,779,487	Net Property Tax Required
Assessed Valuation							\$2,499,577,152	\$2,457,105,254	\$2,352,440,306	\$2,386,775,241	Assessed Valuation (Excluding T&I)
ASSESSED TAX RATE							0.004	0.005	0.020	0.0094	ASSESSED TAX RATE
Equalized Valuation							\$3,147,703,200	\$3,074,493,600	\$2,724,220,100	\$2,650,921,700	Equalized Valuation (Excluding T&I)
EQUALIZED TAX RATE							0.009	0.013	0.044	0.007	EQUALIZED TAX RATE

**PERSONNEL SCHEDULE  
AUTHORIZED PERMANENT POSITIONS 2019 - 2022**

	<u>2019 Actual</u>	<u>2020 Actual</u>	<u>2021 Amended</u>	<u>2021 Estimated</u>	<u>2022 Executive</u>
<b>GENERAL FUND</b>					
<b>GENERAL GOVERNMENT</b>					
<b>Office of the Mayor</b>					
Mayor	1.00	1.00	1.00	1.00	1.00
Communication Specialist/Administrative Assistant	<u>1.00</u>	<u>1.00</u>	<u>1.00</u>	<u>1.00</u>	<u>1.00</u>
<b>Total Office of the Mayor</b>	<b>2.00</b>	<b>2.00</b>	<b>2.00</b>	<b>2.00</b>	<b>2.00</b>
<b>Office of the City Clerk</b>					
City Clerk	1.00	1.00	1.00	1.00	1.00
Deputy City Clerk	1.00	1.00	1.00	1.00	1.00
Council/License Clerk	1.00	1.00	1.00	1.00	1.00
Elections Specialist	<u>0.75</u>	<u>0.75</u>	<u>0.75</u>	<u>0.75</u>	<u>0.75</u>
<b>Total Office of the City Clerk</b>	<b>3.75</b>	<b>3.75</b>	<b>3.75</b>	<b>3.75</b>	<b>3.75</b>
<b>Office of the City Administrator</b>					
City Administrator	1.00	1.00	1.00	1.00	1.00
Budget Analyst	1.00	0.00	0.00	0.00	0.00
Assistant to City Administrator	<u>0.00</u>	<u>1.00</u>	<u>1.00</u>	<u>1.00</u>	<u>1.00</u>
<b>Total Office of the City Administrator</b>	<b>2.00</b>	<b>2.00</b>	<b>2.00</b>	<b>2.00</b>	<b>2.00</b>
<b>Finance Department</b>					
Finance Director/Treasurer	1.00	1.00	1.00	1.00	1.00
Senior Accountant	1.00	0.00	0.00	0.00	0.00
Deputy Finance Director	0.00	1.00	1.00	1.00	1.00
Auditor/Analyst	1.00	1.00	0.00	0.00	0.00
Accountant	1.00	1.00	0.00	0.00	0.00
Accountant I	0.40	0.40	2.00	2.00	2.00
Accountant II	0.00	0.00	1.00	1.00	1.00
Accountant III	0.00	0.00	1.00	1.00	1.00
Clerk I	1.00	1.00	0.00	0.00	0.00
Accounts Payable Clerk	1.00	1.00	0.00	0.00	0.00
Purchasing Agent	0.50	0.50	0.50	0.50	0.50
Payroll Administrator	0.00	0.00	0.00	0.00	1.00
Accounting Administrative Assistant	0.00	0.00	0.00	0.00	1.00
Administrative Services Clerk I	<u>0.00</u>	<u>0.00</u>	<u>1.00</u>	<u>1.00</u>	<u>0.00</u>
<b>Total Finance Department</b>	<b>6.90</b>	<b>6.90</b>	<b>7.50</b>	<b>7.50</b>	<b>8.50</b>
<b>Human Resources Department</b>					
Director of HR/Labor Relations	1.00	1.00	1.00	1.00	1.00
Payroll Administrator	1.00	1.00	1.00	1.00	0.00
Benefit Administrator/Analyst	1.00	1.00	1.00	1.00	0.00
HR Generalist	1.00	1.00	1.00	1.00	2.00
Accountant I	0.60	0.60	0.00	0.00	0.00
Administrative Services Clerk II	0.00	0.00	1.00	1.00	0.00
HR Administrative Assistant	<u>0.00</u>	<u>0.00</u>	<u>0.00</u>	<u>0.00</u>	<u>1.00</u>
<b>Total Human Resources Department</b>	<b>4.60</b>	<b>4.60</b>	<b>5.00</b>	<b>5.00</b>	<b>4.00</b>
<b>Office of the City Attorney</b>					
City Attorney	1.00	1.00	1.00	1.00	1.00
Assistant City Attorney	0.00	0.00	0.00	0.00	1.40
Assistant City Attorney I	1.00	1.00	1.00	1.00	0.00
Assistant City Attorney II	0.40	0.40	0.40	0.40	0.00
Legal Assistant	<u>2.00</u>	<u>2.00</u>	<u>2.00</u>	<u>2.00</u>	<u>2.00</u>
<b>Total City Attorney's Office</b>	<b>4.40</b>	<b>4.40</b>	<b>4.40</b>	<b>4.40</b>	<b>4.40</b>

**PERSONNEL SCHEDULE  
AUTHORIZED PERMANENT POSITIONS 2019 - 2022**

	<u>2019</u> <u>Actual</u>	<u>2020</u> <u>Actual</u>	<u>2021</u> <u>Amended</u>	<u>2021</u> <u>Estimated</u>	<u>2022</u> <u>Executive</u>
<b>PUBLIC SAFETY</b>					
<b>Police Department</b>					
Chief of Police	1.00	1.00	1.00	1.00	1.00
Captain (Admin Div/Patrol Div/CID)	3.00	3.00	3.00	3.00	3.00
Lieutenant (Police Shft Supvr/CID)	4.00	4.00	4.00	4.00	4.00
Sergeant (Admin/Police Field Spv/Field SPV-MEG)	9.00	9.00	9.00	9.00	9.00
Detective	7.00	7.00	7.00	7.00	7.00
Police Officer (Includes School Resource Officers)	60.00	60.00	60.00	60.00	60.00
Administrative Assistant/Office Supervisor	1.00	1.00	1.00	1.00	1.00
Communications/Electronic Technician	1.00	1.00	1.00	1.00	1.00
Court Services Secretary	2.00	2.00	2.00	2.00	2.00
Community Service Officer	1.00	1.00	1.00	1.00	1.00
Record Specialist Clerk	8.00	8.00	8.00	8.00	7.90
Time Agency Coordinator	1.00	1.00	1.00	1.00	1.00
Department Secretary (Admin/CID)	2.00	2.00	2.00	2.00	2.00
Crime Analyst	1.00	1.00	1.00	1.00	1.00
Fleet Op Mechanic	1.00	1.00	1.00	1.00	1.00
Property Officer	1.00	1.00	1.00	1.00	1.00
Digital Evidence Manager	1.00	1.00	1.00	1.00	1.00
<b>Total Police Department</b>	<b>104.00</b>	<b>104.00</b>	<b>104.00</b>	<b>104.00</b>	<b>103.90</b>
<b>Fire Department</b>					
Fire Chief	1.00	1.00	1.00	1.00	1.00
Assistant Fire Chief	1.00	2.00	2.00	1.00	1.00
Deputy Fire Chief	1.00	0.00	0.00	0.00	0.00
Battalion Chief	4.00	4.00	4.00	4.00	4.00
Fire Captain	5.00	3.00	3.00	3.00	3.00
Fire Lieutenant	10.00	11.00	12.00	12.00	12.00
Fire Equipment Op	15.00	15.00	15.00	15.00	15.00
Firefighter	18.00	18.00	18.00	18.00	18.00
Firefighter/Paramedic	14.00	14.00	14.00	14.00	14.00
Admin Coord/Sup	0.00	1.00	1.00	1.00	1.00
Confidential Secretary	1.00	0.00	0.00	0.00	0.00
Office Assistant	0.50	0.00	0.00	0.00	0.00
Administrative Assistant	<u>0.00</u>	<u>0.50</u>	<u>0.50</u>	<u>0.50</u>	<u>1.00</u>
<b>Total Fire Department</b>	<b>70.50</b>	<b>69.50</b>	<b>70.50</b>	<b>69.50</b>	<b>70.00</b>
<b>Building Inspection</b>					
Building Inspector I	0.00	0.00	1.00	1.00	1.00
Bldg/Housing Insp II	2.00	2.00	1.00	1.00	1.00
Electrical Inspector	1.00	1.00	1.00	1.00	1.00
Plumbing/Environment Inspector	1.00	1.00	1.00	1.00	1.00
Code Enforcement Officer <20	1.00	1.00	1.00	1.00	1.00
Building Inspection Specialist	1.00	1.00	1.00	1.00	1.00
Permit Clerk	1.00	1.00	1.00	1.00	1.00
Building Inspection Licensing Clerk	<u>1.00</u>	<u>1.00</u>	<u>1.00</u>	<u>1.00</u>	<u>1.00</u>
<b>Total Building Inspection</b>	<b>8.00</b>	<b>8.00</b>	<b>8.00</b>	<b>8.00</b>	<b>8.00</b>
<b>PUBLIC WORKS</b>					
<b>Department of Public Works</b>					
<b>Administration</b>					
Director Public Works	1.00	1.00	1.00	1.00	1.00
Business Manager	0.00	1.00	1.00	1.00	1.00
Management Analyst	1.00	0.00	0.00	0.00	0.00
Admin Coordinator	0.00	0.00	0.00	0.00	1.00
Clerk II	<u>2.00</u>	<u>2.00</u>	<u>2.00</u>	<u>2.00</u>	<u>2.00</u>
<b>Total Public Works Administration</b>	<b>4.00</b>	<b>4.00</b>	<b>4.00</b>	<b>4.00</b>	<b>5.00</b>

**PERSONNEL SCHEDULE  
AUTHORIZED PERMANENT POSITIONS 2019 - 2022**

	<u>2019 Actual</u>	<u>2020 Actual</u>	<u>2021 Amended</u>	<u>2021 Estimated</u>	<u>2022 Executive</u>
<b>Engineering</b>					
City Engineer	1.00	1.00	1.00	1.00	1.00
Civil Engineer/Project Manager	1.00	2.00	2.00	2.00	2.00
Assistant Engineer/Surveyor	1.00	1.00	1.00	1.00	1.00
Senior Engineer Technician	1.00	1.00	1.00	1.00	1.00
Engineering Technician	2.00	2.00	1.00	1.00	1.00
GIS Project Specialist	1.00	1.00	1.00	1.00	1.00
Environmental Engineer	<u>0.00</u>	<u>0.00</u>	<u>1.00</u>	<u>1.00</u>	<u>1.00</u>
<b>Total Engineering</b>	<b>7.00</b>	<b>8.00</b>	<b>8.00</b>	<b>8.00</b>	<b>8.00</b>
<b>Facilities and Traffic</b>					
Superintendent - Facilities/Traffic	1.00	1.00	1.00	1.00	1.00
Maintenance Worker IV-Leadman Sign Shop	1.00	1.00	1.00	1.00	1.00
Maintenance Worker IV-Maintenance Craftsman	0.00	0.00	0.00	0.00	2.00
Maintenance Worker V-Electric Lighting	1.00	1.00	1.00	1.00	1.00
Maintenance Worker V-Electric Signals	1.00	1.00	1.00	1.00	1.00
Maintenance Worker III-Maintenance Craftsman	3.00	3.00	3.00	3.00	1.00
Maintenance Worker II-Sign Shop	1.00	1.00	3.00	3.00	2.00
Maintenance Worker II-City Hall	1.00	1.00	1.00	1.00	0.00
Maintenance Worker II - Custodian II	0.00	0.00	0.00	0.00	1.00
Maintenance Worker I - Custodian I	0.00	0.00	0.00	0.00	1.00
Maintenance Worker I - Sign Shop	0.00	0.00	0.00	0.00	1.00
Maintenance Worker I - PT City Hall	0.00	0.00	0.00	0.00	0.50
Maintenance Worker I-MSB	<u>1.00</u>	<u>1.00</u>	<u>1.00</u>	<u>1.00</u>	<u>0.00</u>
<b>Total Facilities and Traffic</b>	<b>10.00</b>	<b>10.00</b>	<b>12.00</b>	<b>12.00</b>	<b>12.50</b>
<b>Streets and Sanitation</b>					
Supperintendent - Streets & Sanitation	1.00	1.00	1.00	1.00	1.00
Supervisor - Streets & Sanitation	1.00	1.00	1.00	1.00	1.00
Engineering Technician	0.00	1.00	1.00	1.00	1.00
Maintenance Worker IV - Leadman Sanitation	1.00	1.00	0.00	0.00	1.00
Maintenance Worker IV - Leadman Sewer	0.00	0.00	0.00	0.00	1.00
Maintenance Worker IV - EO Streets	1.00	1.00	4.00	4.00	4.00
Maintenance Worker III - Streets	7.00	7.00	2.00	2.00	2.00
Maintenance Worker II - Streets	14.00	14.00	10.00	10.00	10.00
Maintenance Worker I - Streets	5.00	5.00	6.00	6.00	5.00
Maintenance Worker IV-Sanitation	1.00	1.00	0.00	0.00	0.00
Maintenance Worker III-Sanitation	8.00	8.00	4.00	4.00	4.00
Maintenance Worker IV-Sewer Maint	1.00	1.00	1.00	1.00	0.00
Maintenance Worker III-Sewer Maint	1.00	1.00	1.00	1.00	1.00
Maintenance Worker II-Sewer Maint	2.00	2.00	3.00	3.00	3.00
Maintenance Worker I-Sewer Maint	1.00	1.00	2.00	2.00	0.00
Maintenance Worker II-Street Sweep	<u>2.00</u>	<u>2.00</u>	<u>2.00</u>	<u>2.00</u>	<u>2.00</u>
<b>Total Streets and Sanitation</b>	<b>46.00</b>	<b>47.00</b>	<b>38.00</b>	<b>38.00</b>	<b>36.00</b>
<b>Parks and Cemetery</b>					
Superintendent - Parks - Forestry	1.00	1.00	1.00	1.00	1.00
Forester	1.00	1.00	1.00	1.00	1.00
Maintenance Worker IV - Leadman (Trees/Parks)	0.00	2.00	2.00	2.00	2.00
Maintenance Worker IV - Construction	1.00	1.00	1.00	1.00	0.00
Maintenance Worker IV - Craftsman	0.00	0.00	0.00	0.00	1.00
Maintenance Worker III - Forestry	6.00	5.00	5.00	5.00	0.00
Maintenance Worker III - Arborist	0.00	0.00	0.00	0.00	1.00
Maintenance Worker III - Tree Trimmer	0.00	0.00	0.00	0.00	2.00
Maintenance Worker III - Parks	0.00	0.00	0.00	0.00	2.00
Maintenance Worker II - Parks	6.00	6.00	6.00	6.00	6.00

**PERSONNEL SCHEDULE  
AUTHORIZED PERMANENT POSITIONS 2019 - 2022**

	2019	2020	2021	2021	2022
	<u>Actual</u>	<u>Actual</u>	<u>Amended</u>	<u>Estimated</u>	<u>Executive</u>
Maintenance Worker I - Parks	3.00	3.00	0.00	0.00	0.00
Maintenance Worker III - Cemetery	<u>1.00</u>	<u>1.00</u>	<u>1.00</u>	<u>1.00</u>	<u>1.00</u>
Total Parks and Cemetery	19.00	20.00	17.00	17.00	17.00
Total Department of Public Works	86.00	89.00	79.00	79.00	78.50
<b>CULTURE AND RECREATION</b>					
<b>Senior Services</b>					
Director of Senior Services	1.00	1.00	1.00	1.00	1.00
SAC Coordinator	1.00	1.00	1.00	1.00	1.00
Program & Wellness Coordinator	0.00	0.00	0.00	1.00	1.00
Custodian	<u>0.28</u>	<u>0.28</u>	<u>0.28</u>	<u>0.00</u>	<u>0.00</u>
Total Senior Services	2.28	2.28	2.28	3.00	3.00
<b>CONSERVATION AND DEVELOPMENT</b>					
<b>Planning and Development</b>					
Director of Planning and Development	1.00	1.00	1.00	1.00	1.00
Planning/Zoning Manager	1.00	1.00	1.00	1.00	1.00
Community Development Planner	1.00	1.00	1.00	1.00	1.00
Neighborhood Development Planner	0.00	1.00	1.00	1.00	0.00
Community/Economic Development Planner	1.00	0.00	0.00	0.00	0.00
Program Assistant	0.00	0.00	0.00	0.00	1.00
Grant Coordinator	<u>0.00</u>	<u>1.00</u>	<u>1.00</u>	<u>1.00</u>	<u>1.00</u>
Total Planning and Development	4.00	5.00	5.00	5.00	5.00
TOTAL GENERAL FUND	298.43	301.43	293.43	293.15	293.05
<b>SPECIAL REVENUE FUND</b>					
<b>Mead Public Library</b>					
Director	1.00	1.00	1.00	1.00	1.00
Business Manager	1.00	1.00	1.00	1.00	0.00
Manager (Admin/Tech/Public Services)	2.00	2.00	2.00	2.00	3.00
Librarian II	2.00	0.00	0.00	0.00	0.00
Librarian I	5.75	0.00	0.00	0.00	0.00
Librarian	0.00	8.00	7.75	9.00	9.00
Maintenance Supervisor	1.00	0.00	0.00	1.00	1.00
Public Information Specialist II	1.00	0.00	0.00	0.00	0.00
IT Specialist	1.00	1.00	1.00	1.00	1.00
Communications Specialist	0.00	1.00	1.00	1.00	1.00
Maintenance Technician	0.00	2.00	2.00	1.00	1.00
Administrative Assistant/Volunteer Coordinator	0.00	1.00	1.00	1.00	0.00
Administrative Assistant	0.00	0.00	0.00	0.00	1.00
Administrative Assistant I	1.00	0.00	0.00	0.00	0.00
Maintenance Technician I	1.00	0.00	0.00	0.00	0.00
Library Assistant III	5.00	0.00	0.00	0.00	0.00
Library Assistant II	1.00	0.00	0.00	0.00	0.00
Library Assistant I	5.75	0.00	0.00	0.00	0.00
Cataloger	0.00	3.00	3.00	3.00	3.00
Public Safety Specialist	0.00	1.00	1.00	1.00	1.00
Library Assistant	0.00	9.25	8.50	9.25	9.25
Cleaner	1.50	2.00	2.00	2.00	1.50
Library Page	<u>9.50</u>	<u>6.50</u>	<u>6.50</u>	<u>6.00</u>	<u>6.75</u>
Total Mead Public Library	39.50	38.75	37.75	39.25	39.50
<b>Municipal Court</b>					
Municipal Court Judge	0.50	0.50	0.50	0.50	1.00

**PERSONNEL SCHEDULE  
AUTHORIZED PERMANENT POSITIONS 2019 - 2022**

	2019	2020	2021	2021	2022
	<u>Actual</u>	<u>Actual</u>	<u>Amended</u>	<u>Estimated</u>	<u>Executive</u>
Municipal Court Clerk	1.00	1.00	1.00	1.00	1.00
Assistant Municipal Court Clerk	0.00	0.00	0.00	0.00	1.00
Office Clerk	<u>1.00</u>	<u>1.00</u>	<u>1.00</u>	<u>1.00</u>	<u>0.00</u>
<b>Total Municipal Court</b>	<b>2.50</b>	<b>2.50</b>	<b>2.50</b>	<b>2.50</b>	<b>3.00</b>
<b>Ambulance</b>					
Assistant Fire Chief	0.00	0.00	0.00	1.00	1.00
Firefighter/Paramedic	<u>4.00</u>	<u>4.00</u>	<u>4.00</u>	<u>4.00</u>	<u>4.00</u>
<b>Total Ambulance</b>	<b>4.00</b>	<b>4.00</b>	<b>4.00</b>	<b>5.00</b>	<b>5.00</b>
<b>Cable Television</b>					
TV Program Director	1.00	1.00	1.00	1.00	1.00
TV Production Technician	<u>0.25</u>	<u>0.25</u>	<u>0.25</u>	<u>0.25</u>	<u>0.25</u>
<b>Total Cable Television</b>	<b>1.25</b>	<b>1.25</b>	<b>1.25</b>	<b>1.25</b>	<b>1.25</b>
<b>TOTAL SPECIAL REVENUE FUND</b>	<b>47.25</b>	<b>46.50</b>	<b>45.50</b>	<b>48.00</b>	<b>48.75</b>
<b>PROPRIETARY FUNDS</b>					
<b>Recycling Utility</b>					
Maintenance Worker IV-Leadman Recycling	0.00	0.00	1.00	1.00	0.00
Maintenance Worker III-Recycling	<u>0.00</u>	<u>2.00</u>	<u>2.00</u>	<u>2.00</u>	<u>2.00</u>
<b>Total Recycling Utility</b>	<b>0.00</b>	<b>2.00</b>	<b>3.00</b>	<b>3.00</b>	<b>2.00</b>
<b>Transit Utility</b>					
Director Parking/Transit	0.70	0.70	0.70	0.70	1.00
Transit Op Sup Dispatch	2.00	2.00	2.00	2.00	2.00
SET Supervisor	1.00	1.00	1.00	1.00	1.00
Lead Support - ADA Coordinator	1.00	0.00	0.00	0.00	0.00
Lead Dispatcher	1.00	0.00	0.00	0.00	0.00
Fill-In Dispatcher	1.00	0.00	0.00	0.00	0.00
Lead Mechanic	1.00	1.00	1.00	1.00	1.00
Mechanic	3.00	3.00	3.00	3.00	3.00
Administrative Coordinator	1.00	1.00	1.00	1.00	1.00
Transit Coordinator I	0.00	1.00	1.00	1.00	1.00
Transit Coordinator II	0.00	1.00	1.00	1.00	1.00
Transit Coordinator III	0.00	1.00	1.00	1.00	1.00
Fixed Route Operator	28.00	28.00	28.00	28.00	17.60
Paratransit Operator	12.00	12.00	12.00	12.00	10.05
Hostler	1.50	1.50	1.50	0.00	0.00
Maintenance Assistant	0.00	1.00	1.00	2.25	1.90
Utility Worker	0.00	0.00	0.00	0.00	1.50
Cleaner	<u>1.25</u>	<u>0.00</u>	<u>0.00</u>	<u>0.00</u>	<u>1.05</u>
<b>Total Transit Utility</b>	<b>54.45</b>	<b>54.20</b>	<b>54.20</b>	<b>53.95</b>	<b>44.10</b>
<b>Parking Utility</b>					
Director Parking and Transit	0.30	0.30	0.30	0.30	0.00
Lead Maintenance Worker	0.00	0.00	0.00	0.00	1.00
Lead Worker I	1.00	1.00	1.00	1.00	0.00
Maintenance/Grounds Worker I	0.00	0.00	0.00	0.00	1.00
Maintenance Worker I	<u>1.00</u>	<u>1.00</u>	<u>1.00</u>	<u>1.00</u>	<u>0.00</u>
<b>Total Parking Utility</b>	<b>2.30</b>	<b>2.30</b>	<b>2.30</b>	<b>2.30</b>	<b>2.00</b>
<b>Water Utility</b>					
Superintendent	1.00	1.00	1.00	1.00	1.00
Utility Accountant	1.00	1.00	1.00	1.00	1.00
Distribution Supervisor	1.00	1.00	1.00	1.00	1.00
Operations Supervisor	1.00	1.00	1.00	1.00	1.00

**PERSONNEL SCHEDULE  
AUTHORIZED PERMANENT POSITIONS 2019 - 2022**

	2019	2020	2021	2021	2022
	<u>Actual</u>	<u>Actual</u>	<u>Amended</u>	<u>Estimated</u>	<u>Executive</u>
Customer Relations/Fiscal Supervisor	1.00	1.00	1.00	1.00	1.00
Utility Engineer 2*	1.00	1.00	1.00	1.00	1.00
Engineer Engineer 1**	1.00	1.00	1.00	1.00	1.00
Lead Distribution Technician	1.00	1.00	1.00	1.00	1.00
Distribution Technician	5.00	6.00	6.00	6.00	6.00
Lead Operations Technician	1.00	1.00	1.00	1.00	1.00
Operator	5.00	5.00	5.00	5.00	5.00
Operations Technician	2.00	2.00	2.00	2.00	2.00
Utility Support Specialist	4.00	4.00	4.00	4.00	4.00
Lab Technician	1.00	1.00	1.00	1.00	1.00
Lead Service Technician	1.00	1.00	1.00	1.00	1.00
Service Technician	<u>3.00</u>	<u>3.00</u>	<u>3.00</u>	<u>3.00</u>	<u>3.00</u>
<b>Total Water Utility</b>	<b>30.00</b>	<b>31.00</b>	<b>31.00</b>	<b>31.00</b>	<b>31.00</b>
*Utility Engineer reclassified as Utility Engineer 2					
**Engineer Technician reclassified as Utility Engineer 1					
<b>Wastewater Utility</b>					
Superintendent	1.00	1.00	1.00	1.00	1.00
Assistant Superintendent	0.00	0.00	0.00	0.00	1.00
Industrial Wastewater Supervisor	1.00	1.00	1.00	1.00	1.00
Environmental Engineer	1.00	1.00	0.00	0.00	0.00
Maintenance Supervisor	1.00	1.00	1.00	1.00	0.00
Process System/OPCO	1.00	1.00	1.00	1.00	1.00
Electromechanical Technician	1.00	1.00	1.00	1.00	1.00
Laboratory Technician	1.00	1.00	1.00	1.00	1.00
Plant Maintenance Mechanic	3.00	3.00	3.00	3.00	3.00
Operator III	2.00	2.00	2.00	2.00	0.00
Operator II	0.00	0.00	0.00	0.00	4.00
Operator I	2.00	2.00	2.00	2.00	0.00
Administrative Assistant	<u>1.00</u>	<u>1.00</u>	<u>1.00</u>	<u>1.00</u>	<u>0.00</u>
<b>Total Wastewater Utility</b>	<b>15.00</b>	<b>15.00</b>	<b>14.00</b>	<b>14.00</b>	<b>13.00</b>
<b>TOTAL PROPRIETARY FUND</b>	<b>101.75</b>	<b>104.50</b>	<b>104.50</b>	<b>104.25</b>	<b>92.10</b>
<b>INTERNAL SERVICE FUNDS</b>					
<b>Information Technology</b>					
Director of Information Technology	1.00	1.00	1.00	1.00	1.00
Systems Analyst	2.00	2.00	2.00	2.00	2.00
Network Administrator	1.00	2.00	1.00	1.00	1.00
Operator/PC Technician	<u>1.00</u>	<u>1.00</u>	<u>1.00</u>	<u>1.00</u>	<u>1.00</u>
<b>Total Information Technology</b>	<b>5.00</b>	<b>6.00</b>	<b>5.00</b>	<b>5.00</b>	<b>5.00</b>
<b>MOTOR VEHICLE FUND</b>					
<b>Motor Vehicle</b>					
Equipment Services Supervisor	1.00	1.00	1.00	1.00	1.00
Master Certified Truck Mechanic	1.00	1.00	1.00	1.00	1.00
Certified Truck Mechanic	2.00	2.00	2.00	2.00	2.00
Truck Mechanic	1.00	1.00	1.00	1.00	1.00
Service Mechanic II	<u>1.00</u>	<u>1.00</u>	<u>1.00</u>	<u>1.00</u>	<u>1.00</u>
<b>Total Motor Vehicle</b>	<b>6.00</b>	<b>6.00</b>	<b>6.00</b>	<b>6.00</b>	<b>6.00</b>
<b>TOTAL INTERNAL SERVICE FUNDS</b>	<b>11.00</b>	<b>12.00</b>	<b>11.00</b>	<b>11.00</b>	<b>11.00</b>
<b>TOTAL PROPRIETARY FUNDS</b>	<b>112.75</b>	<b>116.50</b>	<b>115.50</b>	<b>115.25</b>	<b>103.10</b>
<b>TOTAL CITY FUNDS</b>	<b>458.43</b>	<b>464.43</b>	<b>454.43</b>	<b>456.40</b>	<b>444.90</b>

VIII

R. C. No. \_\_\_\_\_ - 21 - 22. By COMMITTEE OF THE WHOLE. October 25, 2021.

Your Committee to whom was referred R. C. No. 131-21-22 by Public Works Committee to whom was referred Res. No. 75-21-22 by Alderpersons Felde and Filicky-Peneski establishing the 2022 Budget appropriations and the 2021 Tax Levy for use during the calendar year; recommends filing the document.

_____	_____
_____	_____
_____	_____
_____	_____
_____	_____

Committee

I HEREBY CERTIFY that the foregoing Committee Report was duly accepted and adopted by the Common Council of the City of Sheboygan, Wisconsin, on the \_\_\_\_\_ day of \_\_\_\_\_, 20\_\_\_\_.

Dated \_\_\_\_\_ 20\_\_\_\_. \_\_\_\_\_, City Clerk

Approved \_\_\_\_\_ 20\_\_\_\_. \_\_\_\_\_, Mayor




VII

5.7

R. C. No. 131 - 21 - 22. By PUBLIC WORKS COMMITTEE. October 18, 2021.

Your Committee to whom was referred Res. No. 75-21-22 by Alderpersons Felde and Filicky-Peneski establishing the 2022 Budget appropriations and the 2021 Tax Levy for use during the calendar year; recommends adopting the Resolution.

CON

  
 \_\_\_\_\_  
  
 \_\_\_\_\_  
  
 \_\_\_\_\_  
Committee

I HEREBY CERTIFY that the foregoing Committee Report was duly accepted and adopted by the Common Council of the City of Sheboygan, Wisconsin, on the \_\_\_\_\_ day of \_\_\_\_\_, 20\_\_\_\_.

Dated \_\_\_\_\_ 20\_\_\_\_. \_\_\_\_\_, City Clerk

Approved \_\_\_\_\_ 20\_\_\_\_. \_\_\_\_\_, Mayor

III

Res. No. 75 - 21 - 22. By Alderpersons Felde and Filicky-Peneski.  
October 4, 2021.

A RESOLUTION establishing the 2022 Budget appropriations and the 2021 Tax Levy for use during the calendar year.

WHEREAS, Section 2-905 of Municipal Code of the City of Sheboygan requires an annual budget appropriating monies to finance activities of the City for the ensuing fiscal year, and

WHEREAS, The Common Council committees have duly considered and discussed a budget for 2022 as proposed by the City Administrator, and

WHEREAS, A public hearing on the budget will be held on October 25, 2021 as required, and

WHEREAS, The 2022 budget requires a tax levy to partially finance the appropriations.

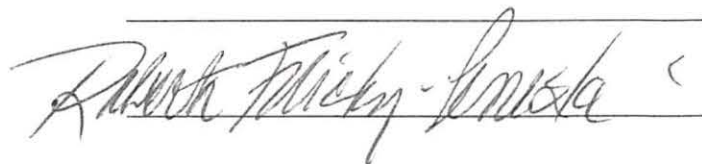
NOW, THEREFORE, BE IT RESOLVED: by the Common Council of the City of Sheboygan that:

Budgeted revenue estimates and expenditure appropriations for the year 2022 for the City's General Fund; Special Revenue Funds - Federal Grants, MEG Unit, Community Development Block Grant, Housing Revolving Loan, Business Revolving Loan, Affordable Housing, Mead Public Library, Tourism, Park, Forestry and Open Space, Park Impact Fee Fund, Cable TV, Municipal Court, Ambulance, Special Assessment, Harbor Centre Marina, Redevelopment Authority, Storm Water; Debt Service - G.O. Debt Service, Convention Center Debt Service, TID 6 Debt, TID 10 Debt, TID 12 Debt, TID 13 Debt, TID 14 Debt, TID 15 Debt, TID 16 Debt, TID 17 Debt, TID 18 Debt, TID 19 Debt, TID 19 Debt, TID 20 Debt, Environmental TID Debt; Capital Improvements Funds - Capital Projects, Capital Improvement, Industrial Park Fund, TID 12 Capital, TID 14 Capital, TID 16 Capital, TID 17 Capital, TID 18 Capital, TID 19 Capital, TID 20 Capital; Proprietary Funds - Motor Vehicle, Health Insurance, Liability Insurance, Workers Compensation Insurance, Information Technology; Enterprise Funds-Wastewater Utility, Recycling Utility Fund, Transit Utility, Parking Utility, Boat Facilities; and Fiduciary Funds - Cemetery Perpetual Care be and are hereby adopted as set forth in the attachment and established in the budget document.

F&P  
PW  
LHPS

BE IT FURTHER RESOLVED that the Personnel Schedule as presented in the 2022 Budget be approved, and

BE IT FURTHER RESOLVED that the property tax levy required to finance the 2022 Budget is \$25,967,499.



I HEREBY CERTIFY that the foregoing Resolution was duly passed by the Common Council of the City of Sheboygan, Wisconsin, on the \_\_\_\_\_ day of \_\_\_\_\_, 20\_\_\_\_.

Dated \_\_\_\_\_ 20\_\_\_\_. \_\_\_\_\_, City Clerk

Approved \_\_\_\_\_ 20\_\_\_\_. \_\_\_\_\_, Mayor

2022 BUDGET SUMMARY

BUDGET SUMMARY

GOVERNMENTAL FUNDS

	General Fund	Special Revenue	Debt Service	Capital Improvement	Fiduciary Funds	Proprietary Funds	2022 Recommended	2023 Estimated	2020 Actual	2019 Actual	
<b>Revenue</b>											<b>Revenue</b>
Taxes	\$19,782,543	\$4,050,043	\$10,218,941	\$1,524,244	\$0	\$456,613	\$36,356,264	\$33,921,465	\$31,451,035	\$31,322,320	Taxes
Licenses and Permits	\$986,900	\$477,000	\$0	\$0	\$0	\$30,700	\$1,514,700	\$1,473,405	\$1,904,511	\$2,222,315	Licenses and Permits
Intergovernmental Revenue	\$15,017,339	\$2,287,340	\$89,497	\$2,070,770	\$0	\$4,187,671	\$23,652,267	\$24,043,600	\$23,466,350	\$23,458,063	Intergovernmental Revenue
Intergovernmental Charges for Services	\$263,160	\$0	\$0	\$0	\$0	\$11,524,830	\$11,787,396	\$10,172,110	\$8,925,353	\$5,063,307	Intergovernmental Charges for Services
Charges for Services	\$1,572,557	\$2,159,890	\$0	\$0	\$0,400	\$21,162,636	\$25,103,505	\$25,055,124	\$23,959,415	\$23,265,005	Charges for Services
Fines and Forfeitures	\$271,000	\$725,000	\$0	\$0	\$0	\$9,000	\$960,000	\$933,500	\$977,301	\$1,109,170	Fines and Forfeitures
Miscellaneous Revenue	\$312,900	\$627,400	\$114,711	\$150,040	\$25,000	\$1,007,021	\$2,323,536	\$2,185,797	\$6,109,242	\$9,706,176	Miscellaneous Revenue
Other Financing Sources	\$1,863,300	\$29,000	\$1,157,075	\$4,292,400	\$0	\$11,092,467	\$18,442,405	\$6,740,071	\$26,607,505	\$20,694,263	Other Financing Sources
<b>Total Revenue</b>	<b>\$46,072,081</b>	<b>\$10,074,284</b>	<b>\$11,659,220</b>	<b>\$8,072,054</b>	<b>\$34,400</b>	<b>\$9,459,746</b>	<b>\$119,673,586</b>	<b>\$107,136,840</b>	<b>\$123,166,731</b>	<b>\$120,701,034</b>	<b>Total Revenue</b>
<b>Expenditures</b>											<b>Expenditures</b>
General Government	\$4,263,469	\$1,761,746	\$660,415	\$259,000	\$0	\$19,097,147	\$16,768,797	\$16,630,224	\$13,446,500	\$17,469,879	General Government
Public Safety	\$22,579,026	\$1,044,181	\$0	\$1,622,000	\$0	\$0	\$25,105,207	\$25,114,034	\$22,594,032	\$22,319,094	Public Safety
Public Works	\$9,268,740	\$1,344,433	\$0	\$4,324,000	\$0	\$20,133,177	\$16,261,155	\$16,056,245	\$30,612,025	\$30,610,396	Public Works
Health and Human Services	\$207,742	\$0	\$0	\$0	\$1,000	\$0	\$209,742	\$208,296	\$184,150	\$177,733	Health and Human Services
Culture and Recreation	\$2,772,900	\$4,641,999	\$0	\$129,063	\$0	\$9,000	\$7,145,920	\$6,604,977	\$7,154,868	\$7,475,790	Culture and Recreation
Conservation and Development	\$931,603	\$1,469,230	\$0	\$1,194,585	\$0	\$0,274	\$1,984,160	\$3,117,710	\$6,000,390	\$1,735,000	Conservation and Development
Transfers and other expenses	\$3,129,190	\$2,634,363	\$9,092,914	\$940,727	\$79,500	\$8,227,649	\$22,109,393	\$23,212,917	\$34,436,325	\$30,620,007	Transfers and other expenses
<b>Total Expenditures</b>	<b>\$42,727,681</b>	<b>\$11,297,879</b>	<b>\$6,693,429</b>	<b>\$8,087,462</b>	<b>\$10,000</b>	<b>\$28,400,271</b>	<b>\$110,302,912</b>	<b>\$119,945,012</b>	<b>\$134,453,199</b>	<b>\$118,651,056</b>	<b>Total Expenditures</b>
Excess of revenues over (under) expenditures	\$2,050,000	-\$723,114	\$2,769,326	\$455,420	\$10,400	\$10,999,496	\$9,370,674	-\$12,798,172	\$8,647,532	\$2,047,778	Excess of revenues over (under) expenditures
Net Property Tax Required	\$18,180,520	\$2,667,264	\$1,355,052	\$165,980	\$0	\$450,613	\$25,967,443	\$25,396,042	\$24,692,672	\$23,770,437	Net Property Tax Required
Assessed Valuation							\$2,489,577,453	\$2,457,165,294	\$2,502,440,196	\$2,396,773,241	Assessed Valuation (Excluding T&I)
ASSESSED TAX RATE							10.4405	10.3790	10.0285	9.9694	ASSESSED TAX RATE
Equalized Valuation							\$1,147,761,050	\$1,174,493,600	\$2,724,220,460	\$2,056,921,700	Equalized Valuation (Excluding T&I)
EQUALIZED TAX RATE							8.259	8.139	8.944	8.467	EQUALIZED TAX RATE

**PERSONNEL SCHEDULE  
AUTHORIZED PERMANENT POSITIONS 2019 - 2022**

	<u>2019 Actual</u>	<u>2020 Actual</u>	<u>2021 Amended</u>	<u>2021 Estimated</u>	<u>2022 Executive</u>
<b>GENERAL FUND</b>					
<b>GENERAL GOVERNMENT</b>					
<b>Office of the Mayor</b>					
Mayor	1.00	1.00	1.00	1.00	1.00
Communication Specialist/Administrative Assistant	<u>1.00</u>	<u>1.00</u>	<u>1.00</u>	<u>1.00</u>	<u>1.00</u>
<b>Total Office of the Mayor</b>	<b>2.00</b>	<b>2.00</b>	<b>2.00</b>	<b>2.00</b>	<b>2.00</b>
<b>Office of the City Clerk</b>					
City Clerk	1.00	1.00	1.00	1.00	1.00
Deputy City Clerk	1.00	1.00	1.00	1.00	1.00
Council/License Clerk	1.00	1.00	1.00	1.00	1.00
Elections Specialist	<u>0.75</u>	<u>0.75</u>	<u>0.75</u>	<u>0.75</u>	<u>0.75</u>
<b>Total Office of the City Clerk</b>	<b>3.75</b>	<b>3.75</b>	<b>3.75</b>	<b>3.75</b>	<b>3.75</b>
<b>Office of the City Administrator</b>					
City Administrator	1.00	1.00	1.00	1.00	1.00
Budget Analyst	1.00	0.00	0.00	0.00	0.00
Assistant to City Administrator	<u>0.00</u>	<u>1.00</u>	<u>1.00</u>	<u>1.00</u>	<u>1.00</u>
<b>Total Office of the City Administrator</b>	<b>2.00</b>	<b>2.00</b>	<b>2.00</b>	<b>2.00</b>	<b>2.00</b>
<b>Finance Department</b>					
Finance Director/Treasurer	1.00	1.00	1.00	1.00	1.00
Senior Accountant	1.00	0.00	0.00	0.00	0.00
Deputy Finance Director	0.00	1.00	1.00	1.00	1.00
Auditor/Analyst	1.00	1.00	0.00	0.00	0.00
Accountant	1.00	1.00	0.00	0.00	0.00
Accountant I	0.40	0.40	2.00	2.00	2.00
Accountant II	0.00	0.00	1.00	1.00	1.00
Accountant III	0.00	0.00	1.00	1.00	1.00
Clerk I	1.00	1.00	0.00	0.00	0.00
Accounts Payable Clerk	1.00	1.00	0.00	0.00	0.00
Purchasing Agent	0.50	0.50	0.50	0.50	0.50
Payroll Administrator	0.00	0.00	0.00	0.00	1.00
Accounting Administrative Assistant	0.00	0.00	0.00	0.00	1.00
Administrative Services Clerk I	<u>0.00</u>	<u>0.00</u>	<u>1.00</u>	<u>1.00</u>	<u>0.00</u>
<b>Total Finance Department</b>	<b>6.90</b>	<b>6.90</b>	<b>7.50</b>	<b>7.50</b>	<b>8.50</b>
<b>Human Resources Department</b>					
Director of HR/Labor Relations	1.00	1.00	1.00	1.00	1.00
Payroll Administrator	1.00	1.00	1.00	1.00	0.00
Benefit Administrator/Analyst	1.00	1.00	1.00	1.00	0.00
HR Generalist	1.00	1.00	1.00	1.00	2.00
Accountant I	0.60	0.60	0.00	0.00	0.00
Administrative Services Clerk II	0.00	0.00	1.00	1.00	0.00
HR Administrative Assistant	<u>0.00</u>	<u>0.00</u>	<u>0.00</u>	<u>0.00</u>	<u>1.00</u>
<b>Total Human Resources Department</b>	<b>4.60</b>	<b>4.60</b>	<b>5.00</b>	<b>5.00</b>	<b>4.00</b>
<b>Office of the City Attorney</b>					
City Attorney	1.00	1.00	1.00	1.00	1.00
Assistant City Attorney	0.00	0.00	0.00	0.00	1.40
Assistant City Attorney I	1.00	1.00	1.00	1.00	0.00
Assistant City Attorney II	0.40	0.40	0.40	0.40	0.00
Legal Assistant	<u>2.00</u>	<u>2.00</u>	<u>2.00</u>	<u>2.00</u>	<u>2.00</u>
<b>Total City Attorney's Office</b>	<b>4.40</b>	<b>4.40</b>	<b>4.40</b>	<b>4.40</b>	<b>4.40</b>

**PERSONNEL SCHEDULE  
AUTHORIZED PERMANENT POSITIONS 2019 - 2022**

	<u>2019</u> <u>Actual</u>	<u>2020</u> <u>Actual</u>	<u>2021</u> <u>Amended</u>	<u>2021</u> <u>Estimated</u>	<u>2022</u> <u>Executive</u>
<b>PUBLIC SAFETY</b>					
<b>Police Department</b>					
Chief of Police	1.00	1.00	1.00	1.00	1.00
Captain (Admin Div/Patrol Div/CID)	3.00	3.00	3.00	3.00	3.00
Lieutenant (Police Shft Supvr/CID)	4.00	4.00	4.00	4.00	4.00
Sergeant (Admin/Police Field Spv/Field SPV-MEG)	9.00	9.00	9.00	9.00	9.00
Detective	7.00	7.00	7.00	7.00	7.00
Police Officer (Includes School Resource Officers)	60.00	60.00	60.00	60.00	60.00
Administrative Assistant/Office Supervisor	1.00	1.00	1.00	1.00	1.00
Communications/Electronic Technician	1.00	1.00	1.00	1.00	1.00
Court Services Secretary	2.00	2.00	2.00	2.00	2.00
Community Service Officer	1.00	1.00	1.00	1.00	1.00
Record Specialist Clerk	8.00	8.00	8.00	8.00	7.90
Time Agency Coordinator	1.00	1.00	1.00	1.00	1.00
Department Secretary (Admin/CID)	2.00	2.00	2.00	2.00	2.00
Crime Analyst	1.00	1.00	1.00	1.00	1.00
Fleet Op Mechanic	1.00	1.00	1.00	1.00	1.00
Property Officer	1.00	1.00	1.00	1.00	1.00
Digital Evidence Manager	1.00	1.00	1.00	1.00	1.00
<b>Total Police Department</b>	<b>104.00</b>	<b>104.00</b>	<b>104.00</b>	<b>104.00</b>	<b>103.90</b>
<b>Fire Department</b>					
Fire Chief	1.00	1.00	1.00	1.00	1.00
Assistant Fire Chief	1.00	2.00	2.00	1.00	1.00
Deputy Fire Chief	1.00	0.00	0.00	0.00	0.00
Battalion Chief	4.00	4.00	4.00	4.00	4.00
Fire Captain	5.00	3.00	3.00	3.00	3.00
Fire Lieutenant	10.00	11.00	12.00	12.00	12.00
Fire Equipment Op	15.00	15.00	15.00	15.00	15.00
Firefighter	18.00	18.00	18.00	18.00	18.00
Firefighter/Paramedic	14.00	14.00	14.00	14.00	14.00
Admin Coord/Sup	0.00	1.00	1.00	1.00	1.00
Confidential Secretary	1.00	0.00	0.00	0.00	0.00
Office Assistant	0.50	0.00	0.00	0.00	0.00
Administrative Assistant	<u>0.00</u>	<u>0.50</u>	<u>0.50</u>	<u>0.50</u>	<u>1.00</u>
<b>Total Fire Department</b>	<b>70.50</b>	<b>69.50</b>	<b>70.50</b>	<b>69.50</b>	<b>70.00</b>
<b>Building Inspection</b>					
Building Inspector I	0.00	0.00	1.00	1.00	1.00
Bldg/Housing Insp II	2.00	2.00	1.00	1.00	1.00
Electrical Inspector	1.00	1.00	1.00	1.00	1.00
Plumbing/Environment Inspector	1.00	1.00	1.00	1.00	1.00
Code Enforcement Officer <20	1.00	1.00	1.00	1.00	1.00
Building Inspection Specialist	1.00	1.00	1.00	1.00	1.00
Permit Clerk	1.00	1.00	1.00	1.00	1.00
Building Inspection Licensing Clerk	<u>1.00</u>	<u>1.00</u>	<u>1.00</u>	<u>1.00</u>	<u>1.00</u>
<b>Total Building Inspection</b>	<b>8.00</b>	<b>8.00</b>	<b>8.00</b>	<b>8.00</b>	<b>8.00</b>
<b>PUBLIC WORKS</b>					
<b>Department of Public Works</b>					
<b>Administration</b>					
Director Public Works	1.00	1.00	1.00	1.00	1.00
Business Manager	0.00	1.00	1.00	1.00	1.00
Management Analyst	1.00	0.00	0.00	0.00	0.00
Admin Coordinator	0.00	0.00	0.00	0.00	1.00
Clerk II	<u>2.00</u>	<u>2.00</u>	<u>2.00</u>	<u>2.00</u>	<u>2.00</u>
<b>Total Public Works Administration</b>	<b>4.00</b>	<b>4.00</b>	<b>4.00</b>	<b>4.00</b>	<b>5.00</b>

**PERSONNEL SCHEDULE  
AUTHORIZED PERMANENT POSITIONS 2019 - 2022**

	<u>2019 Actual</u>	<u>2020 Actual</u>	<u>2021 Amended</u>	<u>2021 Estimated</u>	<u>2022 Executive</u>
<b>Engineering</b>					
City Engineer	1.00	1.00	1.00	1.00	1.00
Civil Engineer/Project Manager	1.00	2.00	2.00	2.00	2.00
Assistant Engineer/Surveyor	1.00	1.00	1.00	1.00	1.00
Senior Engineer Technician	1.00	1.00	1.00	1.00	1.00
Engineering Technician	2.00	2.00	1.00	1.00	1.00
GIS Project Specialist	1.00	1.00	1.00	1.00	1.00
Environmental Engineer	<u>0.00</u>	<u>0.00</u>	<u>1.00</u>	<u>1.00</u>	<u>1.00</u>
<b>Total Engineering</b>	<b>7.00</b>	<b>8.00</b>	<b>8.00</b>	<b>8.00</b>	<b>8.00</b>
<b>Facilities and Traffic</b>					
Superintendent - Facilities/Traffic	1.00	1.00	1.00	1.00	1.00
Maintenance Worker IV-Leadman Sign Shop	1.00	1.00	1.00	1.00	1.00
Maintenance Worker IV-Maintenance Craftsman	0.00	0.00	0.00	0.00	2.00
Maintenance Worker V-Electric Lighting	1.00	1.00	1.00	1.00	1.00
Maintenance Worker V-Electric Signals	1.00	1.00	1.00	1.00	1.00
Maintenance Worker III-Maintenance Craftsman	3.00	3.00	3.00	3.00	1.00
Maintenance Worker II-Sign Shop	1.00	1.00	3.00	3.00	2.00
Maintenance Worker II-City Hall	1.00	1.00	1.00	1.00	0.00
Maintenance Worker II - Custodian II	0.00	0.00	0.00	0.00	1.00
Maintenance Worker I - Custodian I	0.00	0.00	0.00	0.00	1.00
Maintenance Worker I - Sign Shop	0.00	0.00	0.00	0.00	1.00
Maintenance Worker I - PT City Hall	0.00	0.00	0.00	0.00	0.50
Maintenance Worker I-MSB	<u>1.00</u>	<u>1.00</u>	<u>1.00</u>	<u>1.00</u>	<u>0.00</u>
<b>Total Facilities and Traffic</b>	<b>10.00</b>	<b>10.00</b>	<b>12.00</b>	<b>12.00</b>	<b>12.50</b>
<b>Streets and Sanitation</b>					
Supperintendent - Streets & Sanitation	1.00	1.00	1.00	1.00	1.00
Supervisor - Streets & Sanitation	1.00	1.00	1.00	1.00	1.00
Engineering Technician	0.00	1.00	1.00	1.00	1.00
Maintenance Worker IV - Leadman Sanitation	1.00	1.00	0.00	0.00	1.00
Maintenance Worker IV - Leadman Sewer	0.00	0.00	0.00	0.00	1.00
Maintenance Worker IV - EO Streets	1.00	1.00	4.00	4.00	4.00
Maintenance Worker III - Streets	7.00	7.00	2.00	2.00	2.00
Maintenance Worker II - Streets	14.00	14.00	10.00	10.00	10.00
Maintenance Worker I - Streets	5.00	5.00	6.00	6.00	5.00
Maintenance Worker IV-Sanitation	1.00	1.00	0.00	0.00	0.00
Maintenance Worker III-Sanitation	8.00	8.00	4.00	4.00	4.00
Maintenance Worker IV-Sewer Maint	1.00	1.00	1.00	1.00	0.00
Maintenance Worker III-Sewer Maint	1.00	1.00	1.00	1.00	1.00
Maintenance Worker II-Sewer Maint	2.00	2.00	3.00	3.00	3.00
Maintenance Worker I-Sewer Maint	1.00	1.00	2.00	2.00	0.00
Maintenance Worker II-Street Sweep	<u>2.00</u>	<u>2.00</u>	<u>2.00</u>	<u>2.00</u>	<u>2.00</u>
<b>Total Streets and Sanitation</b>	<b>46.00</b>	<b>47.00</b>	<b>38.00</b>	<b>38.00</b>	<b>36.00</b>
<b>Parks and Cemetery</b>					
Superintendent - Parks - Forestry	1.00	1.00	1.00	1.00	1.00
Forester	1.00	1.00	1.00	1.00	1.00
Maintenance Worker IV - Leadman (Trees/Parks)	0.00	2.00	2.00	2.00	2.00
Maintenance Worker IV - Construction	1.00	1.00	1.00	1.00	0.00
Maintenance Worker IV - Craftsman	0.00	0.00	0.00	0.00	1.00
Maintenance Worker III - Forestry	6.00	5.00	5.00	5.00	0.00
Maintenance Worker III - Arborist	0.00	0.00	0.00	0.00	1.00
Maintenance Worker III - Tree Trimmer	0.00	0.00	0.00	0.00	2.00
Maintenance Worker III - Parks	0.00	0.00	0.00	0.00	2.00
Maintenance Worker II - Parks	6.00	6.00	6.00	6.00	6.00

**PERSONNEL SCHEDULE  
AUTHORIZED PERMANENT POSITIONS 2019 - 2022**

	2019	2020	2021	2021	2022
	<u>Actual</u>	<u>Actual</u>	<u>Amended</u>	<u>Estimated</u>	<u>Executive</u>
Maintenance Worker I - Parks	3.00	3.00	0.00	0.00	0.00
Maintenance Worker III - Cemetery	<u>1.00</u>	<u>1.00</u>	<u>1.00</u>	<u>1.00</u>	<u>1.00</u>
<b>Total Parks and Cemetery</b>	<b>19.00</b>	<b>20.00</b>	<b>17.00</b>	<b>17.00</b>	<b>17.00</b>
<b>Total Department of Public Works</b>	<b>86.00</b>	<b>89.00</b>	<b>79.00</b>	<b>79.00</b>	<b>78.50</b>
<b>CULTURE AND RECREATION</b>					
<b>Senior Services</b>					
Director of Senior Services	1.00	1.00	1.00	1.00	1.00
SAC Coordinator	1.00	1.00	1.00	1.00	1.00
Program & Wellness Coordinator	0.00	0.00	0.00	1.00	1.00
Custodian	<u>0.28</u>	<u>0.28</u>	<u>0.28</u>	<u>0.00</u>	<u>0.00</u>
<b>Total Senior Services</b>	<b>2.28</b>	<b>2.28</b>	<b>2.28</b>	<b>3.00</b>	<b>3.00</b>
<b>CONSERVATION AND DEVELOPMENT</b>					
<b>Planning and Development</b>					
Director of Planning and Development	1.00	1.00	1.00	1.00	1.00
Planning/Zoning Manager	1.00	1.00	1.00	1.00	1.00
Community Development Planner	1.00	1.00	1.00	1.00	1.00
Neighborhood Development Planner	0.00	1.00	1.00	1.00	0.00
Community/Economic Development Planner	1.00	0.00	0.00	0.00	0.00
Program Assistant	0.00	0.00	0.00	0.00	1.00
Grant Coordinator	<u>0.00</u>	<u>1.00</u>	<u>1.00</u>	<u>1.00</u>	<u>1.00</u>
<b>Total Planning and Development</b>	<b>4.00</b>	<b>5.00</b>	<b>5.00</b>	<b>5.00</b>	<b>5.00</b>
<b>TOTAL GENERAL FUND</b>	<b>298.43</b>	<b>301.43</b>	<b>293.43</b>	<b>293.15</b>	<b>293.05</b>
<b>SPECIAL REVENUE FUND</b>					
<b>Mead Public Library</b>					
Director	1.00	1.00	1.00	1.00	1.00
Business Manager	1.00	1.00	1.00	1.00	0.00
Manager (Admin/Tech/Public Services)	2.00	2.00	2.00	2.00	3.00
Librarian II	2.00	0.00	0.00	0.00	0.00
Librarian I	5.75	0.00	0.00	0.00	0.00
Librarian	0.00	8.00	7.75	9.00	9.00
Maintenance Supervisor	1.00	0.00	0.00	1.00	1.00
Public Information Specialist II	1.00	0.00	0.00	0.00	0.00
IT Specialist	1.00	1.00	1.00	1.00	1.00
Communications Specialist	0.00	1.00	1.00	1.00	1.00
Maintenance Technician	0.00	2.00	2.00	1.00	1.00
Administrative Assistant/Volunteer Coordinator	0.00	1.00	1.00	1.00	0.00
Administrative Assistant	0.00	0.00	0.00	0.00	1.00
Administrative Assistant I	1.00	0.00	0.00	0.00	0.00
Maintenance Technician I	1.00	0.00	0.00	0.00	0.00
Library Assistant III	5.00	0.00	0.00	0.00	0.00
Library Assistant II	1.00	0.00	0.00	0.00	0.00
Library Assistant I	5.75	0.00	0.00	0.00	0.00
Cataloger	0.00	3.00	3.00	3.00	3.00
Public Safety Specialist	0.00	1.00	1.00	1.00	1.00
Library Assistant	0.00	9.25	8.50	9.25	9.25
Cleaner	1.50	2.00	2.00	2.00	1.50
Library Page	<u>9.50</u>	<u>6.50</u>	<u>6.50</u>	<u>6.00</u>	<u>6.75</u>
<b>Total Mead Public Library</b>	<b>39.50</b>	<b>38.75</b>	<b>37.75</b>	<b>39.25</b>	<b>39.50</b>
<b>Municipal Court</b>					
Municipal Court Judge	0.50	0.50	0.50	0.50	1.00

**PERSONNEL SCHEDULE  
AUTHORIZED PERMANENT POSITIONS 2019 - 2022**

	2019	2020	2021	2021	2022
	<u>Actual</u>	<u>Actual</u>	<u>Amended</u>	<u>Estimated</u>	<u>Executive</u>
Municipal Court Clerk	1.00	1.00	1.00	1.00	1.00
Assistant Municipal Court Clerk	0.00	0.00	0.00	0.00	1.00
Office Clerk	<u>1.00</u>	<u>1.00</u>	<u>1.00</u>	<u>1.00</u>	<u>0.00</u>
<b>Total Municipal Court</b>	<b>2.50</b>	<b>2.50</b>	<b>2.50</b>	<b>2.50</b>	<b>3.00</b>
<b>Ambulance</b>					
Assistant Fire Chief	0.00	0.00	0.00	1.00	1.00
Firefighter/Paramedic	<u>4.00</u>	<u>4.00</u>	<u>4.00</u>	<u>4.00</u>	<u>4.00</u>
<b>Total Ambulance</b>	<b>4.00</b>	<b>4.00</b>	<b>4.00</b>	<b>5.00</b>	<b>5.00</b>
<b>Cable Television</b>					
TV Program Director	1.00	1.00	1.00	1.00	1.00
TV Production Technician	<u>0.25</u>	<u>0.25</u>	<u>0.25</u>	<u>0.25</u>	<u>0.25</u>
<b>Total Cable Television</b>	<b>1.25</b>	<b>1.25</b>	<b>1.25</b>	<b>1.25</b>	<b>1.25</b>
<b>TOTAL SPECIAL REVENUE FUND</b>	<b>47.25</b>	<b>46.50</b>	<b>45.50</b>	<b>48.00</b>	<b>48.75</b>
<b>PROPRIETARY FUNDS</b>					
<b>Recycling Utility</b>					
Maintenance Worker IV-Leadman Recycling	0.00	0.00	1.00	1.00	0.00
Maintenance Worker III-Recycling	<u>0.00</u>	<u>2.00</u>	<u>2.00</u>	<u>2.00</u>	<u>2.00</u>
<b>Total Recycling Utility</b>	<b>0.00</b>	<b>2.00</b>	<b>3.00</b>	<b>3.00</b>	<b>2.00</b>
<b>Transit Utility</b>					
Director Parking/Transit	0.70	0.70	0.70	0.70	1.00
Transit Op Sup Dispatch	2.00	2.00	2.00	2.00	2.00
SET Supervisor	1.00	1.00	1.00	1.00	1.00
Lead Support - ADA Coordinator	1.00	0.00	0.00	0.00	0.00
Lead Dispatcher	1.00	0.00	0.00	0.00	0.00
Fill-In Dispatcher	1.00	0.00	0.00	0.00	0.00
Lead Mechanic	1.00	1.00	1.00	1.00	1.00
Mechanic	3.00	3.00	3.00	3.00	3.00
Administrative Coordinator	1.00	1.00	1.00	1.00	1.00
Transit Coordinator I	0.00	1.00	1.00	1.00	1.00
Transit Coordinator II	0.00	1.00	1.00	1.00	1.00
Transit Coordinator III	0.00	1.00	1.00	1.00	1.00
Fixed Route Operator	28.00	28.00	28.00	28.00	17.60
Paratransit Operator	12.00	12.00	12.00	12.00	10.05
Hostler	1.50	1.50	1.50	0.00	0.00
Maintenance Assistant	0.00	1.00	1.00	2.25	1.90
Utility Worker	0.00	0.00	0.00	0.00	1.50
Cleaner	<u>1.25</u>	<u>0.00</u>	<u>0.00</u>	<u>0.00</u>	<u>1.05</u>
<b>Total Transit Utility</b>	<b>54.45</b>	<b>54.20</b>	<b>54.20</b>	<b>53.95</b>	<b>44.10</b>
<b>Parking Utility</b>					
Director Parking and Transit	0.30	0.30	0.30	0.30	0.00
Lead Maintenance Worker	0.00	0.00	0.00	0.00	1.00
Lead Worker I	1.00	1.00	1.00	1.00	0.00
Maintenance/Grounds Worker I	0.00	0.00	0.00	0.00	1.00
Maintenance Worker I	<u>1.00</u>	<u>1.00</u>	<u>1.00</u>	<u>1.00</u>	<u>0.00</u>
<b>Total Parking Utility</b>	<b>2.30</b>	<b>2.30</b>	<b>2.30</b>	<b>2.30</b>	<b>2.00</b>
<b>Water Utility</b>					
Superintendent	1.00	1.00	1.00	1.00	1.00
Utility Accountant	1.00	1.00	1.00	1.00	1.00
Distribution Supervisor	1.00	1.00	1.00	1.00	1.00
Operations Supervisor	1.00	1.00	1.00	1.00	1.00

**PERSONNEL SCHEDULE  
AUTHORIZED PERMANENT POSITIONS 2019 - 2022**

	2019	2020	2021	2021	2022
	<u>Actual</u>	<u>Actual</u>	<u>Amended</u>	<u>Estimated</u>	<u>Executive</u>
Customer Relations/Fiscal Supervisor	1.00	1.00	1.00	1.00	1.00
Utility Engineer 2*	1.00	1.00	1.00	1.00	1.00
Engineer Engineer 1**	1.00	1.00	1.00	1.00	1.00
Lead Distribution Technician	1.00	1.00	1.00	1.00	1.00
Distribution Technician	5.00	6.00	6.00	6.00	6.00
Lead Operations Technician	1.00	1.00	1.00	1.00	1.00
Operator	5.00	5.00	5.00	5.00	5.00
Operations Technician	2.00	2.00	2.00	2.00	2.00
Utility Support Specialist	4.00	4.00	4.00	4.00	4.00
Lab Technician	1.00	1.00	1.00	1.00	1.00
Lead Service Technician	1.00	1.00	1.00	1.00	1.00
Service Technician	<u>3.00</u>	<u>3.00</u>	<u>3.00</u>	<u>3.00</u>	<u>3.00</u>
<b>Total Water Utility</b>	<b>30.00</b>	<b>31.00</b>	<b>31.00</b>	<b>31.00</b>	<b>31.00</b>
*Utility Engineer reclassified as Utility Engineer 2					
**Engineer Technician reclassified as Utility Engineer 1					
<b>Wastewater Utility</b>					
Superintendent	1.00	1.00	1.00	1.00	1.00
Assistant Superintendent	0.00	0.00	0.00	0.00	1.00
Industrial Wastewater Supervisor	1.00	1.00	1.00	1.00	1.00
Environmental Engineer	1.00	1.00	0.00	0.00	0.00
Maintenance Supervisor	1.00	1.00	1.00	1.00	0.00
Process System/OPCO	1.00	1.00	1.00	1.00	1.00
Electromechanical Technician	1.00	1.00	1.00	1.00	1.00
Laboratory Technician	1.00	1.00	1.00	1.00	1.00
Plant Maintenance Mechanic	3.00	3.00	3.00	3.00	3.00
Operator III	2.00	2.00	2.00	2.00	0.00
Operator II	0.00	0.00	0.00	0.00	4.00
Operator I	2.00	2.00	2.00	2.00	0.00
Administrative Assistant	<u>1.00</u>	<u>1.00</u>	<u>1.00</u>	<u>1.00</u>	<u>0.00</u>
<b>Total Wastewater Utility</b>	<b>15.00</b>	<b>15.00</b>	<b>14.00</b>	<b>14.00</b>	<b>13.00</b>
<b>TOTAL PROPRIETARY FUND</b>	<b>101.75</b>	<b>104.50</b>	<b>104.50</b>	<b>104.25</b>	<b>92.10</b>
<b>INTERNAL SERVICE FUNDS</b>					
<b>Information Technology</b>					
Director of Information Technology	1.00	1.00	1.00	1.00	1.00
Systems Analyst	2.00	2.00	2.00	2.00	2.00
Network Administrator	1.00	2.00	1.00	1.00	1.00
Operator/PC Technician	<u>1.00</u>	<u>1.00</u>	<u>1.00</u>	<u>1.00</u>	<u>1.00</u>
<b>Total Information Technology</b>	<b>5.00</b>	<b>6.00</b>	<b>5.00</b>	<b>5.00</b>	<b>5.00</b>
<b>MOTOR VEHICLE FUND</b>					
<b>Motor Vehicle</b>					
Equipment Services Supervisor	1.00	1.00	1.00	1.00	1.00
Master Certified Truck Mechanic	1.00	1.00	1.00	1.00	1.00
Certified Truck Mechanic	2.00	2.00	2.00	2.00	2.00
Truck Mechanic	1.00	1.00	1.00	1.00	1.00
Service Mechanic II	<u>1.00</u>	<u>1.00</u>	<u>1.00</u>	<u>1.00</u>	<u>1.00</u>
<b>Total Motor Vehicle</b>	<b>6.00</b>	<b>6.00</b>	<b>6.00</b>	<b>6.00</b>	<b>6.00</b>
<b>TOTAL INTERNAL SERVICE FUNDS</b>	<b>11.00</b>	<b>12.00</b>	<b>11.00</b>	<b>11.00</b>	<b>11.00</b>
<b>TOTAL PROPRIETARY FUNDS</b>	<b>112.75</b>	<b>116.50</b>	<b>115.50</b>	<b>115.25</b>	<b>103.10</b>
<b>TOTAL CITY FUNDS</b>	<b>458.43</b>	<b>464.43</b>	<b>454.43</b>	<b>456.40</b>	<b>444.90</b>

VI

Res. No. 76 - 21 - 22. By Alderpersons Felde and Filicky-Peneski.  
October 18, 2021.

A RESOLUTION authorizing the IT Director to execute all necessary documents to enter into a contract with Darktrace Holdings Limited related to cybersecurity, and authorizing the Finance Director to make all necessary accounting entries as a result of the contract.

WHEREAS, cybersecurity is the practice of protecting critical systems and sensitive information from digital attacks; and

WHEREAS, in 2020, in the United States, the average cost of a data breach was \$8.64 million; and

WHEREAS, it is in the best interest of the City that a robust cybersecurity system be in place; and

WHEREAS, City Staff has recommended that Darktrace Holdings Limited ("Darktrace") be part of that cybersecurity system; and

WHEREAS, given the inherently sensitive nature of cybersecurity, the exact product or products being obtained from Darktrace has intentionally been omitted from this Resolution; and

WHEREAS, the City's use of the Darktrace product or products will be subject to the Darktrace Master Customer Agreement, which is available at <https://www.darktrace.com/resources/legal-online-terms.pdf>.

NOW, THEREFORE, BE IT RESOLVED: That the appropriate City officials are authorized to expend \$127,272 from the Information Technology Fund's Cash Balance (Account No. 7071-7100-523120) to pay for the contract with Darktrace.

BE IT FURTHER RESOLVED: That because the contract with Darktrace is a multi-year agreement being paid in advance, the Finance Director is authorized to make all necessary accounting entries to accurately reflect this agreement in the City's Financial Statements, including initially reflecting the total value of the contract as a Prepaid Asset (Account No. 707-155095).

*deporter*  
*2/3*

BE IT FURTHER RESOLVED: That the IT Director may execute all necessary documents to enter into a contract with Darktrace related to cybersecurity that have been reviewed by the City Attorney's Office.

Robert F. Lusk

I HEREBY CERTIFY that the foregoing Resolution was duly passed by the Common Council of the City of Sheboygan, Wisconsin, on the \_\_\_\_\_ day of \_\_\_\_\_, 20\_\_\_\_.

Dated \_\_\_\_\_ 20\_\_\_\_. \_\_\_\_\_, City Clerk

Approved \_\_\_\_\_ 20\_\_\_\_. \_\_\_\_\_, Mayor