

*****ATTACHMENTS*****

CITY OF SHEBOYGAN**LICENSING, HEARINGS, AND PUBLIC SAFETY COMMITTEE MINUTES****AUGUST 28, 2019**

MEMBERS PRESENT: Chair Alderperson Ryan Sorenson, Vice Chair Alderperson Trey Mitchell, Alderperson Dean Dekker, Alderperson Mary Lynne Donohue

MEMBERS EXCUSED: Alderperson Barbara Felde

STAFF/OFFICIALS PRESENT: City Attorney Charles C. Adams, Police Chief Christopher Domagalski, Lt. William Adams, Licensing Clerk Julie Wieck, Legal Assistant Kathy Hoffman

OTHERS PRESENT: None

1. OPENING OF MEETING

1.1 Roll Call

1.2 Call to Order

Chair Alderperson Ryan Sorenson called the meeting to order at 4:00 p.m.

1.3 Pledge of Allegiance

The Pledge of Allegiance was recited.

1.4 Introduction of Committee members, staff and guests

2. MINUTES

2.1 Approval of Minutes - August 14, 2019

Motion by Alderperson Donohue, seconded by Alderperson Mitchell, to approve the minutes of the previous meeting held August 14, 2019. Motion carried 4-0.

3. ITEMS FOR DISCUSSION AND POSSIBLE ACTION

3.1 Res. No. 70-19-20 (8-19-19) A Resolution authorizing application for the Edward Byrne Memorial Justice Assistance Grant (JAG) Program Fiscal Year 2019 Local Solicitation and entering into a Memorandum of Understanding with Sheboygan County

Police Chief Domagalski discussed the long history of the City and County sharing the proceeds of the Edward Byrne Memorial Justice Assistance Grant. The City's share of the funds will be used to purchase crime analysis software.

Motion by Alderperson Donohue, seconded by Alderperson Dekker, to recommend the Common Council adopt Res. No. 70-19-20. Motion carried 4-0.

3.2 Res. No. 73-19-20 (8-19-19) A Resolution rescinding Resolution No. 41-03-04

Police Chief Domagalski explained that the Sheriff has significantly restricted deputization of Sheboygan

police officers to very specific situations which are not presently occurring and can be better dealt with on a case-by-case basis. Chief Domagalski is, therefore, recommending that Resolution No. 41-03-04 be rescinded.

Motion by Alderperson Donohue, seconded by Alderperson Mitchell, to recommend the Common Council adopt Res. No. 73-19-20. Motion carried 4-0.

3.3 R.O. No. 67-19-20 (DIRECT REFERRAL) Change of Premise Application

Motion by Alderperson Donohue, seconded by Alderperson Dekker, to grant Change of Premise App. No. 3257 (J & R Bar & Grill). Motion carried 4-0.

3.4 R.O. No. 66-19-20 (8-19-19) Submitting various license applications for the period ending December 31, 2019, June 30, 2020 and June 30, 2021

Motion by Alderperson Mitchell, seconded by Alderperson Dekker, to grant all license applications for individuals and entities listed on the above-referenced R.O. Motion carried 4-0.

4. NEXT MEETING DATE


4.1 Next meeting date will be September 11, 2019

The next committee meeting is scheduled to be held on September 11, 2019 at 4:00 p.m. in the Common Council Chambers located at City Hall, 828 Center Avenue.

5. ADJOURN

5.1 Motion to adjourn

Motion by Alderperson Donohue, seconded by Alderperson Dekker, to adjourn at 4:15 p.m. Motion carried 4-0.



DIRECT REFERRAL TO FINANCE AND PERSONNEL COMMITTEE, PUBLIC WORKS COMMITTEE AND LICENSING, HEARINGS, AND PUBLIC SAFETY COMMITTEE

Res. No. 83 - 19 - 20. By Alderpersons Donohue and Bohren.
September 4, 2019.

A RESOLUTION establishing the 2020 Budget appropriations and the 2019 Tax Levy for use during the calendar year.

WHEREAS, Section 2-905 of Municipal Code of the City of Sheboygan requires an annual budget appropriating monies to finance activities of the City for the ensuing fiscal year, and

WHEREAS, The Common Council committees have duly considered and discussed a budget for 2020 as proposed by the City Administrator, and

WHEREAS, A public hearing on the budget will be held on October 14, 2019 as required, and

WHEREAS, The 2020 budget requires a tax levy to partially finance the appropriations.

NOW, THEREFORE, BE IT RESOLVED: by the Common Council of the City of Sheboygan that:

Budgeted revenue estimates and expenditure appropriations for the year 2020 for the City's General Fund; Special Revenue Funds - MEG Unit, Block Grant, Housing Revolving Loan, Business Revolving Loan, Neighborhood Revitalization Fund, Mead Public Library, Tourism, Park, Forestry and Open Space, Park Impact Fee Fund, Cable TV, Municipal Court, Ambulance, Special Assessment, Harbor Centre Marina, Redevelopment Authority, Storm Water; Debt Service - G.O. Debt Service, Convention Center Debt Service, TID 5 Debt, TID 6 Debt, TID 10 Debt, TID 11 Debt, TID 12 Debt, TID 13 Debt, TID 14 Debt, TID 15 Debt, TID 16 Debt, TID 17 Debt, TID 18 Debt, TID 19 Debt, Environmental TID Debt; Capital Improvements Funds - Capital Projects, Capital Improvement, Industrial Park Fund, TID 6 Capital, TID 12 Capital, TID 14 Capital, TID 16 Capital, TID 17 Capital, TID 18 Capital, TID 19 Capital; Proprietary Funds - Motor Vehicle, Health Insurance, Liability Insurance, Workers Compensation Insurance, Information Technology; Enterprise Funds -Wastewater Utility, Recycling Utility Fund, Transit Utility, Parking Utility, Boat Facilities; and Fiduciary Funds - Cemetery Perpetual Care, Mead Public Library Trust be and are hereby adopted as set forth in the attachment and established in the budget document.

BE IT FURTHER RESOLVED that the Personnel Schedule as presented in the 2020 Budget be approved, and

*Finance+Personnel
Public Works
JMS*

BE IT FURTHER RESOLVED that the property tax levy required to finance the 2020 Budget is \$24,092,874.

I HEREBY CERTIFY that the foregoing Resolution was duly passed by the Common Council of the City of Sheboygan, Wisconsin, on the _____ day of _____, 20____.

Dated _____ 20____. _____, City Clerk

Approved _____ 20____. _____, Mayor

2020 BUDGET SUMMARY

GOVERNMENTAL FUNDS

	General Fund	Special Revenue	Debt Service	Capital Improvement	Fiduciary Funds	Proprietary Funds
Revenue						
Taxes	\$17,982,638	\$4,302,078	\$8,542,409	\$1,600,242	\$0	\$516,662
Licenses and Permits	\$992,740	\$642,475	\$0	\$0	\$0	\$30,700
Intergovernmental Revenue	\$14,570,165	\$2,174,662	\$52,472	\$1,181,056	\$0	\$3,786,219
Intergovernmental Charges for Services	\$258,000	\$0	\$0	\$0	\$0	\$0
Charges for Services	\$1,566,322	\$2,168,641	\$0	\$0	\$9,400	\$20,928,466
Fines and Forfeitures	\$271,000	\$900,000	\$0	\$0	\$0	\$5,000
Miscellaneous Revenue	\$356,650	\$361,550	\$679,532	\$121,300	\$30,500	\$1,148,990
Interfund Transfers	\$1,708,924	\$942,964	\$1,127,142	\$6,551,946	\$0	\$257,026
Total Revenue	\$37,706,439	\$11,492,370	\$10,401,555	\$9,454,544	\$39,900	\$26,673,063
Expenditures						
General Government	\$4,207,724	\$1,849,996	\$165,696	\$0	\$0	\$9,235,520
Public Safety	\$22,315,691	\$870,061	\$0	\$765,944	\$0	\$0
Public Works	\$8,825,441	\$937,643	\$0	\$4,948,430	\$0	\$13,878,087
Health and Human Services	\$201,331	\$0	\$0	\$0	\$1,000	\$0
Culture and Recreation	\$2,837,589	\$4,075,246	\$0	\$886,770	\$150,000	\$3,038
Conservation and Development	\$368,721	\$1,502,433	\$0	\$5,541,234	\$0	\$7,996
Transfers and other expenses	\$538,030	\$2,028,764	\$8,564,112	\$1,097,000	\$15,000	\$7,291,501
Total Expenditures	\$39,294,527	\$11,264,142	\$8,729,808	\$13,239,378	\$166,000	\$30,416,143
Excess of revenues over (under) expenditures	-\$1,588,088	\$228,228	\$1,671,747	-\$3,784,834	-\$126,100	-\$3,743,080

BUDGET SUMMARY

2020 Requested	2019 Estimated	2018 Actual	2017 Actual
\$32,944,029	\$31,388,209	\$30,561,851	\$29,155,873
\$1,665,915	\$1,982,186	\$1,806,082	\$1,744,147
\$21,764,574	\$22,083,795	\$20,793,432	\$21,894,629
\$258,000	\$258,000	\$259,067	\$212,174
\$24,672,829	\$22,838,073	\$22,603,020	\$20,783,225
\$1,176,000	\$1,026,000	\$1,197,563	\$1,078,718
\$2,698,522	\$2,751,280	\$5,309,019	\$3,741,590
\$10,588,002	\$20,197,386	\$43,581,151	\$12,511,269
<u>\$95,767,871</u>	<u>\$102,524,929</u>	<u>\$126,111,184</u>	<u>\$91,121,626</u>
\$15,458,937	\$18,560,910	\$20,803,862	\$14,019,118
\$23,951,696	\$23,214,931	\$24,471,918	\$21,481,633
\$28,589,601	\$24,926,076	\$22,880,281	\$22,431,711
\$202,331	\$194,205	\$205,785	\$234,960
\$7,952,643	\$7,790,159	\$7,102,525	\$7,167,105
\$7,420,384	\$3,979,555	\$16,223,927	\$7,729,672
\$19,534,407	\$35,791,768	\$22,997,705	\$20,394,270
<u>\$103,109,999</u>	<u>\$114,457,604</u>	<u>\$114,686,004</u>	<u>\$93,458,469</u>
<u><u>-\$7,342,128</u></u>	<u><u>-\$11,932,674</u></u>	<u><u>\$11,425,180</u></u>	<u><u>-\$2,336,843</u></u>

Revenue

Taxes
Licenses and Permits
Intergovernmental Revenue
Intergovernmental Charges for Services
Charges for Services
Fines and Forfeitures
Miscellaneous Revenue
Interfund Transfers
Total Revenue

Expenditures

General Government
Public Safety
Public Works
Health and Human Services
Culture and Recreation
Conservation and Development
Transfers and other expenses
Total Expenditures

Excess of revenues over (under) expenditures

GENERAL FUND BUDGET SUMMARY

	2017 Actual	2018 Actual	2019 Amended	2019 Estimated	2020 Requested
Revenue					
Taxes	15,617,078	16,469,774	16,639,228	16,639,608	16,812,638
Licenses and Permits	1,070,035	1,206,900	921,240	1,236,480	992,740
Intergovernmental Revenue	14,258,857	14,637,627	14,482,474	14,498,829	14,535,165
Intergovernmental Charges for Services	212,174	259,067	258,000	258,000	258,000
Charges for Services	1,721,996	1,625,706	1,679,822	1,599,604	1,601,322
Fines and Forfeitures	354,853	275,390	271,000	271,000	271,000
Miscellaneous Revenue	440,329	637,008	342,425	415,889	356,650
Interfund Transfers	2,811,255	2,900,078	2,717,605	3,287,291	2,878,924
Total Revenue	36,486,578	38,011,550	37,311,794	38,206,702	37,706,439
Expense					
General Government	3,200,019	3,482,747	4,024,030	3,609,017	4,207,724
Public Safety	20,153,964	21,258,537	21,784,550	21,712,789	22,315,691
Public Works	8,270,129	8,464,170	9,069,716	9,131,312	8,825,441
Health and Human Services	221,626	188,887	201,337	193,455	201,331
Culture and Recreation	2,502,124	2,589,441	2,681,942	2,687,117	2,837,589
Conservation and Development	646,480	348,915	352,725	353,951	368,721
Transfers and other expenses	118,427	5,604,986	431,077	86,482	538,030
Total Expenditures	35,112,769	41,937,683	38,545,378	37,774,122	39,294,527
Excess of revenue over (under) expenditures	1,373,809	-3,926,133	-1,233,584	432,580	-1,588,088
Fund Balance, Beginning Year	22,527,096	23,900,905	19,078,761	19,974,772	20,407,352
Fund Balance, Ending Year*	23,900,905	19,974,772	17,845,177	20,407,352	18,819,264
*Ending Fund Balance consists of:					
Uncommitted	21,613,280	17,081,687	16,089,044	18,727,726	17,263,509
Committed	2,287,625	2,893,085	1,756,133	1,679,626	1,555,755
	23,900,905	19,974,772	17,845,177	20,407,352	18,819,264

GENERAL FUND BUDGET SUMMARY

	2017 <u>Actual</u>	2018 <u>Actual</u>	2019 <u>Amended</u>	2019 <u>Estimated</u>	2020 <u>Requested</u>
Committed					
Inventory	155,185	151,571	150,000	150,000	150,000
Prepaid postage and other	31,602	11,294	13,500	13,500	13,500
Advance to TID 10 Debt Fund	611,908	419,728	332,633	123,871	0
Advance to TID 13 Debt Fund	112,175	112,175	0	0	0
Advance to TID 16 Capital Fund	512,255	542,255	30,000	542,255	542,255
Advance to TID 17 Capital Fund	14,500	14,500	30,000	0	0
Advance to TID 18 Capital Fund	0	791,562	0	0	0
Advance to TID 19 Capital Fund	0	0	350,000	0	0
Advance to Harbor Centre Marina Fund	0	0	0	0	0
Advance to Redevelopment Authority Fund	500,000	500,000	500,000	500,000	500,000
Committed - Development	350,000	350,000	350,000	350,000	350,000
	<u>2,287,625</u>	<u>2,893,085</u>	<u>1,756,133</u>	<u>1,679,626</u>	<u>1,555,755</u>

**SPECIAL REVENUE FUNDS
BUDGET SUMMARY**

	2017 <u>Actual</u>	2018 <u>Actual</u>	2019 <u>Amended</u>	2019 <u>Estimated</u>	2020 <u>Requested</u>
Revenue					
Taxes	4,010,842	4,094,226	3,991,321	3,981,887	4,302,078
Licenses and Permits	642,712	564,581	610,000	715,006	642,475
Intergovernmental Revenue	1,704,960	1,882,304	2,261,618	2,428,071	2,174,662
Intergovernmental Charges for Services	0	0	0	0	0
Charges for Services	2,202,507	2,359,534	2,034,740	2,165,538	2,168,641
Fines and Forfeitures	705,477	922,173	750,000	750,000	900,000
Miscellaneous Revenue	1,867,474	392,238	289,569	392,058	361,550
Interfund Transfers	750,844	229,368	225,000	230,000	942,964
Total Revenue	11,884,817	10,444,425	10,162,248	10,662,560	11,492,370
Expenditures					
General Government	961,653	1,076,765	1,057,624	1,538,244	1,849,996
Public Safety	721,085	651,650	823,944	829,636	870,061
Public Works	982,378	1,028,440	974,799	898,719	937,643
Health and Human Services	0	0	0	0	0
Culture and Recreation	3,969,292	3,638,642	4,157,540	4,241,790	4,075,246
Conservation and Development	1,389,219	1,311,330	1,431,276	1,109,213	1,502,433
Transfers and other expenses	3,675,045	2,632,070	2,204,522	2,493,701	2,028,764
Total Expenditures	11,698,673	10,338,896	10,649,705	11,111,304	11,264,142
Excess of revenues over (under) expenditures	186,144	105,528	-487,458	-448,743	228,228
Fund Balance, Beginning Year	2,189,647	2,375,791	1,844,466	2,481,319	2,032,576
Fund Balance, Ending Year	2,375,791	2,481,319	1,357,009	2,032,576	2,260,803

**DEBT SERVICE FUNDS
BUDGET SUMMARY**

	2017 <u>Actual</u>	2018 <u>Actual</u>	2019 <u>Amended</u>	2019 <u>Estimated</u>	2020 <u>Requested</u>
Revenue					
Taxes	6,167,634	6,666,863	7,358,181	7,434,915	8,542,409
Licenses and Permits	0	0	0	0	0
Intergovernmental Revenues	53,639	54,429	52,471	52,471	52,472
Intergovernmental Charges for Services	0	0	0	0	0
Charges for Services	0	0	0	0	0
Fines and Forfeitures	0	0	0	0	0
Miscellaneous Revenue	839,577	1,437,124	540,465	1,042,992	679,532
Interfund Transfers	1,366,425	9,702,434	1,084,486	5,782,591	1,127,142
Total Revenue	8,427,276	17,860,849	9,035,603	14,312,969	10,401,555
Expenditures					
General Government	733,323	725,083	201,419	165,196	165,696
Public Safety	0	0	0	0	0
Public Works	0	0	0	0	0
Health and Human Services	0	0	0	0	0
Culture and Recreation	0	0	0	0	0
Conservation and Development	0	0	0	0	0
Transfers and other expenses	8,543,156	7,040,253	15,650,511	22,693,412	8,564,112
Total Expenditures	9,276,479	7,765,335	15,851,930	22,858,608	8,729,808
Excess of revenues over (under) expenditures	-849,203	10,095,514	-6,816,327	-8,545,639	1,671,747
Fund Balance, Beginning Year	9,814,477	8,965,274	17,375,830	19,060,788	10,515,149
Fund Balance, Ending Year	8,965,274	19,060,788	10,559,503	10,515,149	12,186,896

**CAPITAL IMPROVEMENT FUNDS
BUDGET SUMMARY**

	2017	2018	2019	2019	2020
	Actual	Actual	Amended	Estimated	Requested
Revenue					
Taxes	1,681,879	1,661,306	1,690,775	1,683,775	1,600,242
Licenses and Permits	0	0	0	0	0
Intergovernmental Revenue	1,640,314	760,683	8,359,913	1,574,310	1,181,056
Intergovernmental Charges for Services	0	0	0	0	0
Charges for Services	0	0	0	0	0
Fines and Forfeitures	0	0	0	0	0
Miscellaneous Revenue	999,043	1,505,168	468,500	120,960	121,300
Interfund Transfers	7,790,207	30,952,500	10,928,526	10,927,681	6,551,946
Total Revenue	12,111,443	34,879,658	21,447,714	14,306,727	9,454,544
Expenditures					
General Government	359,046	6,721,251	7,709,894	4,261,436	0
Public Safety	606,584	2,561,731	767,689	672,506	765,944
Public Works	5,361,688	5,344,146	10,756,843	5,077,149	4,948,430
Health and Human Services	0	0	0	0	0
Culture and Recreation	380,351	779,258	1,236,638	629,770	886,770
Conservation and Development	5,686,887	14,554,353	7,871,237	2,508,596	5,541,234
Transfers and other expenses	967,588	1,071,479	2,654,817	3,336,985	1,097,000
Total Expenditures	13,362,143	31,032,219	30,997,118	16,486,443	13,239,378
Excess of revenues over (under) expenditures	-1,250,701	3,847,439	-9,549,404	-2,179,716	-3,784,834
Fund Balance, Beginning Year	6,749,570	5,498,869	7,789,986	9,346,308	7,166,592
Fund Balance, Ending Year	5,498,869	9,346,308	-1,759,418	7,166,592	3,381,758

**PROPRIETARY FUNDS
BUDGET SUMMARY**

	2017 Actual	2018 Actual	2019 Amended	2019 Estimated	2020 Requested
Revenue					
Taxes	511,562	511,576	511,547	511,547	516,662
Licenses and Permits	31,800	34,600	34,200	30,700	30,700
Intergovernmental	3,471,718	3,389,061	3,849,794	3,497,114	3,786,219
Intergovernmental Charges for Services	0	0	0	0	0
Charges for Services	16,878,734	18,636,235	19,198,586	19,096,530	20,928,466
Fines and Forfeitures	18,388	0	5,000	5,000	5,000
Miscellaneous Revenue	700,499	824,569	653,822	748,881	1,148,990
Interfund Transfers	959,015	954,877	1,107,499	1,106,300	257,026
Total Revenue	22,571,715	24,350,917	25,360,448	24,996,072	26,673,063
Expenditures					
General Government	8,765,077	8,798,016	9,833,896	8,987,017	9,235,520
Public Safety	0	0	0	0	0
Public Works	7,817,516	8,043,525	10,352,949	9,818,896	13,878,087
Health and Human Services	0	0	0	0	0
Culture and Recreation	2,929	3,764	2,682	1,482	3,038
Conservation and Development	7,086	9,329	7,817	7,796	7,996
Transfers and other expenses	7,089,999	6,647,996	7,268,193	7,166,187	7,291,501
Total Expenditures	23,682,608	23,502,630	27,465,537	25,981,378	30,416,143
Excess of revenues over (under) expenditures	-1,110,892	848,288	-2,105,089	-985,306	-3,743,080
Fund Balance, Beginning Year	86,007,204	84,896,312	83,038,389	85,744,599	84,759,293
Fund Balance, Ending Year	84,896,312	85,744,599	80,933,300	84,759,293	81,016,213

**FIDUCIARY FUNDS
BUDGET SUMMARY**

	2017 Actual	2018 Actual	2019 Amended	2019 Estimated	2020 Requested
Revenue					
Taxes	0	0	0	0	0
Licenses and Permits	0	0	0	0	0
Intergovernmental Revenue	0	0	0	0	0
Intergovernmental Charges for Services	0	0	0	0	0
Charges for Services	11,611	14,836	9,400	9,400	9,400
Fines and Forfeitures	0	0	0	0	0
Miscellaneous Revenue	165,529	512,912	24,000	30,500	30,500
Interfund Transfers	0	0	0	0	0
Total Revenue	177,140	527,747	33,400	39,900	39,900
Expenditures					
General Government	0	0	0	0	0
Public Safety	0	0	0	0	0
Public Works	0	0	0	0	0
Health and Human Services	13,334	16,898	750	750	1,000
Culture and Recreation	312,409	91,420	0	230,000	150,000
Conservation and Development	0	0	0	0	0
Transfers and other expenses	55	922	1,250	15,000	15,000
Total Expenditures	325,797	109,241	2,000	245,750	166,000
Excess of revenues over (under) expenditures	-148,657	418,507	31,400	-205,850	-126,100
Fund Balance, Beginning Year	2,175,632	2,026,975	2,051,126	2,445,482	2,239,632
Fund Balance, Ending Year	2,026,975	2,445,482	2,082,526	2,239,632	2,113,532

**PERSONNEL SCHEDULE
AUTHORIZED PERMANENT POSITIONS 2017 - 2020**

	<u>2017</u> <u>Actual</u>	<u>2018</u> <u>Actual</u>	<u>2019</u> <u>Amended</u>	<u>2019</u> <u>Estimated</u>	<u>2020</u> <u>Executive</u>
GENERAL FUND					
GENERAL GOVERNMENT					
Office of the Mayor					
Mayor	1.00	1.00	1.00	1.00	1.00
Administrative Assistant / Communications Specialist	<u>1.00</u>	<u>1.00</u>	<u>1.00</u>	<u>1.00</u>	<u>1.00</u>
Total Office of the Mayor	<u>2.00</u>	<u>2.00</u>	<u>2.00</u>	<u>2.00</u>	<u>2.00</u>
No changes in 2020.					
Office of the City Clerk					
City Clerk	1.00	1.00	1.00	1.00	1.00
Deputy City Clerk	0.81	1.00	1.00	1.00	1.00
Council/Licensing Clerk	1.00	1.00	1.00	1.00	1.00
Elections Specialist	<u>0.75</u>	<u>0.75</u>	<u>0.75</u>	<u>0.75</u>	<u>0.75</u>
Total Office of the City Clerk	<u>3.56</u>	<u>3.75</u>	<u>3.75</u>	<u>3.75</u>	<u>3.75</u>
No changes in 2020.					
Office of the City Administrator					
City Administrator	1.00	1.00	1.00	1.00	1.00
Budget Analyst	1.00	1.00	1.00	1.00	0.00
Assistant to the City Administrator	<u>0.00</u>	<u>0.00</u>	<u>0.00</u>	<u>0.00</u>	<u>1.00</u>
Total Office of the City Administrator	<u>2.00</u>	<u>2.00</u>	<u>2.00</u>	<u>2.00</u>	<u>2.00</u>
No changes in 2020.					
Finance Department					
Finance Director/Treasurer	1.00	1.00	1.00	1.00	1.00
Senior Accountant	0.00	0.00	0.00	1.00	1.00
Comptroller/Treasurer	1.00	0.00	0.00	0.00	0.00
Auditor/Analyst	1.00	1.00	1.00	1.00	1.00
Accountant	1.00	1.00	1.00	1.00	1.00
Accountant I	0.00	0.40	0.40	0.40	0.40
Clerk I	1.00	1.00	1.00	1.00	1.00
Confidential Secretary	1.00	0.00	0.00	0.00	0.00
Accounts Payable Clerk	0.00	1.00	1.00	1.00	1.00
Purchasing Agent	<u>0.50</u>	<u>0.50</u>	<u>0.50</u>	<u>0.50</u>	<u>0.50</u>
Total Finance Department	<u>6.50</u>	<u>5.90</u>	<u>5.90</u>	<u>6.90</u>	<u>6.90</u>
No changes in 2020.					
Human Resources Department					
Director of H.R. and Labor Relations	1.00	1.00	1.00	1.00	1.00
Payroll Administrator	1.00	1.00	1.00	1.00	1.00
Benefit Administrator / Analyst	1.00	1.00	1.00	1.00	1.00
Confidential Secretary	1.00	0.00	0.00	0.00	0.00
Human Resources Generalist	0.00	1.00	1.00	1.00	1.00
Accountant I	<u>0.00</u>	<u>0.60</u>	<u>0.60</u>	<u>0.60</u>	<u>0.60</u>
Total Human Resources Department	<u>4.00</u>	<u>4.60</u>	<u>4.60</u>	<u>4.60</u>	<u>4.60</u>
No changes in 2020.					

**PERSONNEL SCHEDULE
AUTHORIZED PERMANENT POSITIONS 2017 - 2020**

	<u>2017</u> <u>Actual</u>	<u>2018</u> <u>Actual</u>	<u>2019</u> <u>Amended</u>	<u>2019</u> <u>Estimated</u>	<u>2020</u> <u>Executive</u>
Office of the City Attorney					
City Attorney	1.00	1.00	1.00	1.00	1.00
Assistant City Attorney I	1.00	1.00	1.00	1.00	1.00
Assistant City Attorney II	0.00	0.00	0.40	0.40	0.40
Legal Assistant	<u>2.00</u>	<u>2.00</u>	<u>2.00</u>	<u>2.00</u>	<u>2.00</u>
Total City Attorney's Office	4.00	4.00	4.40	4.40	4.40

No changes in 2020.

PUBLIC SAFETY

Police Department

Chief	1.00	1.00	1.00	1.00	1.00
Captain	3.00	3.00	3.00	3.00	3.00
Lieutenant	4.00	4.00	4.00	4.00	4.00
Sergeant	9.00	9.00	9.00	9.00	9.00
Detective	7.00	7.00	7.00	7.00	7.00
Police Officer	59.00	59.00	59.00	59.00	59.00
Office Supervisor	1.00	1.00	1.00	1.00	1.00
Communication Technician	1.00	1.00	1.00	1.00	1.00
Court Services Secretary	2.00	2.00	2.00	2.00	2.00
Community Service Officer	1.00	1.00	1.00	1.00	1.00
Community Service Officer Trainee (FTE)	1.00	1.00	1.00	1.00	1.00
Record Specialist Clerk	8.00	8.00	8.00	8.00	8.00
Time System Coordinator	1.00	1.00	1.00	1.00	1.00
Department Secretary	2.00	2.00	2.00	2.00	2.00
Crime Analyst	1.00	1.00	1.00	1.00	1.00
Fleet Operation Mechanic	1.00	1.00	1.00	1.00	1.00
Property Officer	1.00	1.00	1.00	1.00	1.00
Digital Evidence Manager	1.00	1.00	1.00	1.00	1.00
MEG Unit Secretary	<u>0.40</u>	<u>0.40</u>	<u>0.40</u>	<u>0.40</u>	<u>0.40</u>
Total Police Department	104.40	104.40	104.40	104.40	104.40

No changes in 2020.

Fire Department

Chief	1.00	1.00	1.00	1.00	1.00
Assistant Fire Chief	1.00	1.00	1.00	1.00	2.00
Deputy Fire Chief	1.00	1.00	1.00	1.00	0.00
Battalion Chief	4.00	4.00	4.00	4.00	4.00
Captain	5.00	5.00	5.00	5.00	5.00
Lieutenant	10.00	10.00	10.00	10.00	10.00
Fire Equipment Operator	15.00	15.00	15.00	15.00	15.00
Firefighter	18.00	18.00	18.00	18.00	18.00
Firefighter/Paramedic	14.00	14.00	14.00	14.00	14.00
Administrative Assistant	1.00	1.00	1.00	1.00	1.00
Transcriptionist/Data Entry Clerk	<u>0.50</u>	<u>0.50</u>	<u>0.50</u>	<u>0.50</u>	<u>0.50</u>
Total Fire Department	70.50	70.50	70.50	70.50	70.50

No changes in 2020.

**PERSONNEL SCHEDULE
AUTHORIZED PERMANENT POSITIONS 2017 - 2020**

	<u>2017</u> <u>Actual</u>	<u>2018</u> <u>Actual</u>	<u>2019</u> <u>Amended</u>	<u>2019</u> <u>Estimated</u>	<u>2020</u> <u>Executive</u>
Building Inspection					
Building/Housing Inspector	2.00	2.00	2.00	2.00	2.00
Electrical/Heating Inspector	1.00	1.00	1.00	1.00	1.00
Plumbing/Environmental Inspector	1.00	1.00	1.00	1.00	1.00
Housing/Environmental Inspector	1.00	1.00	1.00	0.00	0.00
Code Enforcement Officer	1.00	1.00	1.00	1.00	1.00
Building Inspection Specialist	1.00	1.00	1.00	1.00	1.00
Permit Clerk	1.00	1.00	1.00	1.00	1.00
Building Inspection Licensing Clerk	<u>0.00</u>	<u>0.00</u>	<u>0.00</u>	<u>1.00</u>	<u>1.00</u>
Total Building Inspection	8.00	8.00	8.00	8.00	8.00
No changes in 2020.					
PUBLIC WORKS					
Department of Public Works					
Administration					
Director of Public Works	1.00	1.00	1.00	1.00	1.00
Business Manager	0.00	0.00	0.00	0.00	1.00
Management Analyst	1.00	1.00	1.00	1.00	0.00
Clerk II	<u>2.00</u>	<u>2.00</u>	<u>2.00</u>	<u>2.00</u>	<u>2.00</u>
Total Public Works Administration	4.00	4.00	4.00	4.00	4.00
Engineering					
City Engineer	1.00	1.00	1.00	1.00	1.00
Civil Engineer / Project Manager	1.00	1.00	1.00	1.00	1.00
Assistant Engineer / Surveyor	1.00	1.00	1.00	1.00	1.00
Senior Engineering Technician	1.00	1.00	1.00	1.00	1.00
Engineering Technician	2.00	2.00	2.00	2.00	2.00
GIS Project Specialist	<u>0.00</u>	<u>1.00</u>	<u>1.00</u>	<u>1.00</u>	<u>1.00</u>
Total Engineering	6.00	7.00	7.00	7.00	7.00
Municipal Service Building Administration / Maintenance					
Superintendent - Facilities/Traffic	1.00	1.00	1.00	1.00	1.00
Leadman - Construction	1.00	1.00	1.00	1.00	1.00
Maintenance Worker V-Electric Lighting	1.00	1.00	1.00	1.00	1.00
Maintenance Worker V-Electric Signals	1.00	1.00	1.00	1.00	1.00
Maintenance Worker IV-Lead-Signs	1.00	1.00	1.00	1.00	1.00
Maintenance Worker III-Craftsman	3.00	3.00	3.00	3.00	3.00
Maintenance Worker II-Signs	1.00	1.00	1.00	3.00	3.00
Maintenance Worker II-City Hall	1.00	1.00	1.00	1.00	1.00
Maintenance Worker I-MSB	1.00	1.00	1.00	1.00	1.00
Maintenance Worker I-MSB	<u>0.00</u>	<u>0.00</u>	<u>0.00</u>	<u>0.50</u>	<u>0.50</u>
Total MSB Administration/Maintenance	11.00	11.00	11.00	13.50	13.50
Streets and Sanitation					
Superintendent - Streets/Sanitation	1.00	1.00	1.00	1.00	1.00
Supervisor - Streets/Sanitation	1.00	1.00	1.00	1.00	1.00
Maintenance Worker IV-Streets	1.00	1.00	1.00	4.00	4.00

**PERSONNEL SCHEDULE
AUTHORIZED PERMANENT POSITIONS 2017 - 2020**

	<u>2017 Actual</u>	<u>2018 Actual</u>	<u>2019 Amended</u>	<u>2019 Estimated</u>	<u>2020 Executive</u>
Maintenance Worker III-Streets	7.00	7.00	7.00	2.00	2.00
Maintenance Worker II-Streets	14.00	14.00	14.00	11.00	9.00
Maintenance Worker I-Streets	5.00	5.00	5.00	3.00	3.00
Maintenance Worker IV-Sanitation	1.00	1.00	1.00	1.00	1.00
Maintenance Worker III-Sanitation	8.00	8.00	8.00	8.00	8.00
Maintenance Worker IV-Sewer Maintenance	1.00	1.00	1.00	1.00	1.00
Maintenance Worker III-Sewer Maintenance	1.00	1.00	1.00	1.00	1.00
Maintenance Worker II-Sewer Maintenance	2.00	2.00	2.00	2.00	2.00
Maintenance Worker I-Sewer Maintenance	1.00	1.00	1.00	1.00	1.00
Maintenance Worker II-Street Sweeping	<u>2.00</u>	<u>2.00</u>	<u>2.00</u>	<u>2.00</u>	<u>2.00</u>
Total Streets and Sanitation	45.00	45.00	45.00	38.00	36.00
Parks and Cemetery					
Superintendent - Parks - Forestry	1.00	1.00	1.00	1.00	1.00
Forester	0.00	0.00	0.00	1.00	1.00
Maintenance Worker IV - Arborist	0.00	0.00	0.00	1.00	1.00
Maintenance Worker IV - Parks	1.00	1.00	1.00	2.00	2.00
Maintenance Worker III - Parks	6.00	6.00	6.00	6.00	6.00
Maintenance Worker II - Parks	6.00	6.00	6.00	6.00	6.00
Maintenance Worker I - Parks	3.00	3.00	3.00	0.00	0.00
Administrative Assistant	<u>1.00</u>	<u>0.00</u>	<u>0.00</u>	<u>0.00</u>	<u>0.00</u>
Total Parks and Cemetery	18.00	17.00	17.00	17.00	17.00
Total Department of Public Works	84.00	84.00	84.00	79.50	77.50

2.00 FTE Streets and Sanitation Maintenance Worker II transferred to Recycling Utility Fund in 2020.

CULTURE AND RECREATION

Senior Services

Director of Senior Services	0.00	0.00	0.00	1.00	1.00
Senior Center Supervisor	1.00	1.00	1.00	0.00	0.00
Assistant Supervisor	0.00	1.00	1.00	0.00	0.00
Coordinator	0.00	0.00	0.00	1.00	1.00
Wellness Coordinator	1.00	0.00	0.00	0.00	0.00
Custodian	<u>0.28</u>	<u>0.28</u>	<u>0.28</u>	<u>0.28</u>	<u>0.28</u>
Total Senior Services	2.28	2.28	2.28	2.28	2.28

No changes in 2020.

CONSERVATION AND DEVELOPMENT

Planning and Development

Director of Planning and Development	1.00	1.00	1.00	1.00	1.00
Planning/Zoning Manager	1.00	1.00	1.00	1.00	1.00
Community Development Planner	1.00	1.00	1.00	1.00	1.00
Neighborhood Development Planner	1.00	1.00	0.00	0.00	1.00
Community/Economic Development Planner	0.00	0.00	1.00	1.00	0.00
Grant Coordinator	<u>0.00</u>	<u>0.00</u>	<u>0.00</u>	<u>0.00</u>	<u>1.00</u>
Total Planning and Development	4.00	4.00	4.00	4.00	5.00

The addition of a Grant Coordinator in 2020.

TOTAL GENERAL FUND	295.24	295.43	295.83	292.33	291.33
---------------------------	---------------	---------------	---------------	---------------	---------------

**PERSONNEL SCHEDULE
AUTHORIZED PERMANENT POSITIONS 2017 - 2020**

	<u>2017 Actual</u>	<u>2018 Actual</u>	<u>2019 Amended</u>	<u>2019 Estimated</u>	<u>2020 Executive</u>
SPECIAL REVENUE FUND					
Mead Public Library					
Director	1.00	1.00	1.00	1.00	1.00
Business Manager	1.00	1.00	1.00	1.00	1.00
Manager	2.00	2.00	2.00	2.00	2.00
Librarian II	2.00	0.00	0.00	0.00	0.00
Librarian I	4.75	0.00	0.00	0.00	0.00
Librarian	0.00	6.75	8.00	7.75	7.75
Page Supervisor	1.00	1.00	1.00	1.00	1.00
Maintenance Supervisor	1.00	1.00	0.00	0.00	0.00
Public Information Specialist II	1.00	1.00	0.00	0.00	0.00
IT Specialist	1.00	1.00	1.00	1.00	1.00
Communications Specialist	0.00	0.00	1.00	1.00	1.00
Maintenance Technician	0.00	0.00	2.00	2.00	2.00
Administrative Assistant/Volunteer Coordinator	0.00	0.00	1.00	1.00	1.00
Administrative Assistant I	1.00	1.00	0.00	0.00	0.00
Maintenance Technician I	1.00	1.00	0.00	0.00	0.00
Library Assistant III	5.00	5.00	0.00	0.00	0.00
Library Assistant II	1.00	1.00	0.00	0.00	0.00
Library Assistant I	5.75	5.75	0.00	0.00	0.00
Cataloger	0.00	0.00	3.00	3.00	3.00
Public Safety Specialist	0.00	0.00	1.00	1.00	1.00
Library Assistant	0.00	0.00	9.25	9.25	9.25
Cleaners	1.50	1.50	2.00	2.00	2.00
Library Page	<u>9.50</u>	<u>9.50</u>	<u>6.50</u>	<u>6.50</u>	<u>6.50</u>
Total Mead Public Library	39.50	39.50	39.75	39.50	39.50
No changes in 2020					
Municipal Court					
Municipal Court Judge	0.50	0.50	0.50	0.50	0.50
Municipal Court Clerk	1.00	1.00	1.00	1.00	1.00
Office Clerk	<u>1.00</u>	<u>1.00</u>	<u>1.00</u>	<u>1.00</u>	<u>1.00</u>
Total Municipal Court	2.50	2.50	2.50	2.50	2.50
No changes in 2020.					
Ambulance					
Firefighter/Paramedic	<u>4.00</u>	<u>4.00</u>	<u>4.00</u>	<u>4.00</u>	<u>4.00</u>
Total Ambulance	4.00	4.00	4.00	4.00	4.00
No changes in 2020.					
Cable Television					
TV Program Director	1.00	1.00	1.00	1.00	1.00
TV Production Technician	<u>0.50</u>	<u>0.50</u>	<u>0.25</u>	<u>0.25</u>	<u>0.25</u>
Total Cable Television	1.50	1.50	1.25	1.25	1.25
No changes in 2020.					
TOTAL SPECIAL REVENUE FUND	47.50	47.50	47.50	47.25	47.25

**PERSONNEL SCHEDULE
AUTHORIZED PERMANENT POSITIONS 2017 - 2020**

	<u>2017</u> <u>Actual</u>	<u>2018</u> <u>Actual</u>	<u>2019</u> <u>Amended</u>	<u>2019</u> <u>Estimated</u>	<u>2020</u> <u>Executive</u>
PROPRIETARY FUNDS					
Recycling Utility					
Maintenance Worker II	<u>0.00</u>	<u>0.00</u>	<u>0.00</u>	<u>0.00</u>	<u>2.00</u>
Total Recycling Utility	0.00	0.00	0.00	0.00	2.00
This fund is new in 2020.					
Transit Utility					
Director	0.70	0.70	0.70	0.70	0.70
Operator Supervisor	2.00	2.00	2.00	2.00	2.00
SET Supervisor	0.00	0.00	0.00	1.00	1.00
Lead Support - ADA Coordinator	2.00	2.00	2.00	1.00	1.00
Lead Dispatcher	1.00	1.00	1.00	1.00	1.00
Fill-In Dispatcher	1.00	1.00	1.00	1.00	1.00
Lead Mechanic	1.00	1.00	1.00	1.00	1.00
Administrative Coordinator	1.00	1.00	1.00	1.00	1.00
Fixed Route Operator	28.00	28.00	28.00	28.00	28.00
Paratransit Operator	12.00	12.00	12.00	12.00	12.00
Hostler	1.25	1.25	1.50	1.50	1.50
Cleaner	<u>1.25</u>	<u>1.25</u>	<u>1.25</u>	<u>1.25</u>	<u>1.25</u>
Total Transit Utility	51.20	51.20	51.45	51.45	51.45
No changes in 2020.					
Parking Utility					
Director Parking and Transit	0.30	0.30	0.30	0.30	0.30
Lead Worker I	1.00	1.00	1.00	1.00	1.00
Maintenance Worker I	<u>1.00</u>	<u>1.00</u>	<u>1.00</u>	<u>1.00</u>	<u>1.00</u>
Total Parking Utility	2.30	2.30	2.30	2.30	2.30
No changes in 2020.					
Water Utility*					
Superintendent	1.00	1.00	1.00	1.00	1.00
Utility Accountant	1.00	1.00	1.00	1.00	1.00
Distribution Supervisor	1.00	1.00	1.00	1.00	1.00
Operations Supervisor	1.00	1.00	1.00	1.00	1.00
Customer Relations/Fiscal Supervisor	1.00	1.00	1.00	1.00	1.00
Utility Engineer	1.00	1.00	1.00	1.00	1.00
Engineer Technician	1.00	1.00	1.00	1.00	1.00
Lead Distribution Technician	0.00	0.00	1.00	1.00	1.00
Distribution Technician	6.00	6.00	5.00	5.00	6.00
Lead Operations Technician	1.00	1.00	1.00	1.00	1.00
Operator	5.00	5.00	5.00	5.00	5.00
Operations Technician	2.00	2.00	2.00	2.00	2.00
Utility Support Specialist	4.00	4.00	4.00	4.00	4.00
Lab Technician	1.00	1.00	1.00	1.00	1.00
Lead Service Technician	1.00	1.00	1.00	1.00	1.00
Service Technician	<u>3.00</u>	<u>3.00</u>	<u>3.00</u>	<u>3.00</u>	<u>3.00</u>
Total Water Utility	30.00	30.00	30.00	30.00	31.00

An increase of 1.00 FTE in 2020. *Approval authorized by the Board of Water Commissioners.

**PERSONNEL SCHEDULE
AUTHORIZED PERMANENT POSITIONS 2017 - 2020**

	<u>2017</u> <u>Actual</u>	<u>2018</u> <u>Actual</u>	<u>2019</u> <u>Amended</u>	<u>2019</u> <u>Estimated</u>	<u>2020</u> <u>Executive</u>
Wastewater Utility					
Superintendent	1.00	1.00	1.00	1.00	1.00
Industrial Wastewater Supervisor	1.00	1.00	1.00	1.00	1.00
Environmental Engineer	1.00	1.00	1.00	1.00	1.00
Maintenance Supervisor	1.00	1.00	1.00	1.00	1.00
Process System/OPCO	1.00	1.00	1.00	1.00	1.00
Electromechanical Technician	1.00	1.00	1.00	1.00	1.00
Laboratory Technician	1.00	1.00	1.00	1.00	1.00
Plant Maintenance Mechanic	3.00	3.00	3.00	3.00	3.00
Operator III	1.00	1.00	1.00	2.00	2.00
Operator I	1.00	1.00	1.00	2.00	2.00
Clerk Typist	1.00	0.00	0.00	0.00	0.00
Clerk IV / Administrative Assistant	<u>0.00</u>	<u>1.00</u>	<u>1.00</u>	<u>1.00</u>	<u>1.00</u>
Total Wastewater Utility	13.00	13.00	13.00	15.00	15.00
No changes in 2020.					
TOTAL PROPRIETARY FUND	96.50	96.50	96.75	98.75	101.75
INTERNAL SERVICE FUNDS					
Information Technology					
IT Director	1.00	1.00	1.00	1.00	1.00
Systems Analyst	2.00	2.00	2.00	2.00	2.00
Network Administrator	1.00	1.00	2.00	1.00	1.00
PC Specialist	<u>1.00</u>	<u>1.00</u>	<u>1.00</u>	<u>1.00</u>	<u>1.00</u>
Total Information Technology	5.00	5.00	6.00	5.00	5.00
A reduction of 1.00 FTE Network Administrator position (unfilled) in 2020.					
MOTOR VEHICLE FUND					
Motor Vehicle					
Equipment Service Supervisor	1.00	1.00	1.00	1.00	1.00
Master Certified Truck Mechanic	1.00	1.00	1.00	1.00	1.00
Certified Truck Mechanic	6.00	3.00	3.00	2.00	2.00
Truck Mechanic	0.00	1.00	1.00	1.00	1.00
Service Mechanic II	<u>0.00</u>	<u>0.00</u>	<u>0.00</u>	<u>1.00</u>	<u>1.00</u>
Total Motor Vehicle	8.00	6.00	6.00	6.00	6.00
No changes in 2020.					
TOTAL INTERNAL SERVICE FUNDS	13.00	11.00	12.00	11.00	11.00
TOTAL PROPRIETARY FUNDS	109.50	107.50	108.75	109.75	112.75
TOTAL CITY FUNDS	452.24	450.43	452.08	449.33	451.33

CITY OF SHEBOYGAN

**REQUEST FOR LICENSING, HEARINGS, AND
PUBLIC SAFETY COMMITTEE CONSIDERATION**

ITEM DESCRIPTION: Res. No. 83-19-20 by Alderpersons Donohue and Bohren a Resolution establishing the 2020 Budget appropriations and the 2019 Tax Levy for use during the calendar year.

REPORT PREPARED BY: Chad Pelishek, Director of Planning & Development

REPORT DATE: September 5, 2019 **MEETING DATE:** September 11, 2019

FISCAL SUMMARY:

Budget Line Item: N/A
Budget Summary: N/A
Budgeted Expenditure: N/A
Budgeted Revenue: N/A

STATUTORY REFERENCE:

Wisconsin Statutes: N/A
Municipal Code: N/A

BACKGROUND / ANALYSIS:

The Department of City Development is comprised of two divisions, the Planning and Development division and the Building Inspection division. The Building Inspection Division reports to Licensing, Hearings, and Public Safety Committee and the Planning and Development division reports to the Finance and Personnel Committee.

STAFF COMMENTS:

No notable changes proposed in 2020.

ACTION REQUESTED:

For discussion purposes only.

ATTACHMENTS:

- I. Res. No. 83-19-20

CITY OF SHEBOYGAN

**REQUEST FOR LICENSING, HEARINGS, AND PUBLIC SAFETY COMMITTEE
CONSIDERATION**

ITEM DESCRIPTION: Res. No. 83-19-20 by Alderperson Donohue and Bohren establishing the 2020 Budget appropriations and 2019 Tax Levy use during the calendar year.

REPORT PREPARED BY: Eric Montellano, Fire Chief

REPORT DATE: September 4, 2019

MEETING DATE: September 11, 2019

FISCAL SUMMARY:

STATUTORY REFERENCE:

Budget Line Item: N/A
Budget Summary: N/A
Budgeted Expenditure: N/A
Budgeted Revenue: N/A

Wisconsin Statutes: N/A
Municipal Code: N/A

BACKGROUND / ANALYSIS:

Please see the Executive Program Budget for the 2020 Fire Department budget (pages 126-129 and 219-222).

STAFF COMMENTS:

The major changes to the Fire Service (General Fund) and Ambulance Fund (Special Revenue Fund) budgets are as follows:

- The \$26,805 lease of three (Interceptor SUV Utility) vehicles will add a level of safety to large-scale emergency incidents by allowing chief officers to respond to the scene as a safety officer, command aid, or division officer.
- The \$10,825 purchase of four Alaris pump modules (delivers fluids, medications, blood and blood products to patients) for the ambulances which will result in an added \$11,000 annually in potential revenue.

ACTION REQUESTED:

Motion to recommend the Common Council adopt Res. No. 83-19-20 by Alderpersons Donohue and Bohren regarding the Fire Department's 2020 budget as presented.

ATTACHMENTS:

- I. Res. No. 83-19-20

CITY OF SHEBOYGAN

**REQUEST FOR LICENSING, HEARINGS AND PUBLIC SAFETY COMMITTEE
CONSIDERATION**

ITEM DESCRIPTION: Res. 83-19-20 by Alderperson Donohue and Bohren establishing the 2020 Budget appropriations and 2019 Tax Levy use during the calendar year.

REPORT PREPARED BY: Christopher Domagalski, Chief of Police

REPORT DATE: September 5, 2019

MEETING DATE: September 11, 2019

FISCAL SUMMARY:

Budget Line Item: N/A
Budget Summary: N/A
Budgeted Expenditure: N/A
Budgeted Revenue: N/A

STATUTORY REFERENCE:

Wisconsin Statutes: N/A
Municipal Code: N/A

BACKGROUND / ANALYSIS:

The following 2020 budgets have oversight by the Police Department.

GENERAL FUND

Police Administration (pages 109 - 113)

- Increase of \$10,000 in Program Services for enhanced outreach programming.
- Increase of \$45,000 in Training and Conferences for training reimbursable by the State of Wisconsin.

Police Patrol (pages 114 – 116)

- There are no notable changes in 2020.

Police Fleet (pages 117 – 118)

- There are no notable changes in 2020.

Police Parking (pages 119 – 120)

- There are no notable changes in 2020.

Police Facility (pages 121 – 122)

- There are no notable changes in 2020.

Police Criminal Investigation (pages 123 – 125)

- There are no notable changes in 2020.

SPECIAL REVENUE FUNDS

Police MEG Unit Fund (pages 188)

- There are no notable changes in 2020.

STAFF COMMENTS:

The Police Department Budget as presented continues to support two Beat Officer Positions that are funded at 75 % by the State Beat Patrol Grant and also includes \$90,000 in Grant Funds for enhanced Beat Patrol activities that will be incorporated into our neighborhood deployments to enhance our crime control efforts. Minor changes were made to better reflect the overall activity of the department and to improve the reporting process.

ACTION REQUESTED:

Motion to recommend approval of Res. 83-19-20 by Alderperson Donohue and Bohren establishing the 2020 Budget appropriations and the 2019 Tax Levy for use during the calendar year.

ATTACHMENTS:

- I. Res. No. 83-19-20

CITY OF SHEBOYGAN

**REQUEST FOR LICENSING, HEARINGS, AND PUBLIC SAFETY
COMMITTEE CONSIDERATION**

ITEM DESCRIPTION: DIRECT REFERRAL Res. No. 83-19-20 by Alderpersons Donohue and Bohren establishing the 2020 Budget appropriations and 2019 Tax Levy for use during the calendar year.

REPORT PREPARED BY: Charles C. Adams, City Attorney

REPORT DATE: September 5, 2019 **MEETING DATE:** September 11, 2019

FISCAL SUMMARY:

Budget Line Item: N/A
Budget Summary: N/A
Budgeted Expenditure: N/A
Budgeted Revenue: N/A

STATUTORY REFERENCE:

Wisconsin Statutes: N/A
Municipal Code: N/A

BACKGROUND / ANALYSIS:

On pages 100-102 of the 2020 Executive Program Budget is the Office of the City Attorney's budget. The 2020 Executive Budget includes an increase of \$15,000 in Contracted Services for the acquisition of case management software.

	2017 Actual	2018 Actual	2019 Amended	2019 Estimated	2020 Executive
Expenditures					
Personal Services	358,673	417,373	444,952	444,952	462,026
Non-Personal Services	41,357	45,456	48,973	48,334	63,989
Total Expenditures	400,030	462,830	493,925	493,286	526,015

STAFF COMMENTS:

None

ACTION REQUESTED:

Motion to recommend the Common Council adopt Res. No. 83-19-20 by Alderpersons Donohue and Bohren regarding the Office of the City Attorney 2020 budget as presented.

ATTACHMENTS:

Res. No. 83-19-20

III

5.4

Res. No. 77 - 19 - 20. By Alderpersons Sorenson and Mitchell.
September 3, 2019.

A RESOLUTION authorizing the appropriate City Officials to issue a Purchase Order for the purchase of Sig Sauer handguns, ammunition, spare parts, and holsters from Streicher's Inc. for the Sheboygan Police Department.

WHEREAS, the Sheboygan Police Department included funding in the 2019 Capital Improvements Program for the replacement of handguns and related equipment including trade-in of the current weapons; and


WHEREAS, the Sheboygan Police Department performed significant research and testing of products from various manufacturers, and have determined that weapons produced by Sig Sauer meet or exceed all of their needs and expectations; and


WHEREAS, Request for Bids #1968-19 was issued to the two distributors in the State of Wisconsin that are authorized by Sig Sauer to distribute weapons to police agencies and take the current weapons in partial trade; and

WHEREAS, the only bid received by the City, from Streicher's Inc., is within the budget parameters, and meets all of the criteria as set forth in the bid documents.

NOW, THEREFORE, BE IT RESOLVED: That the appropriate City officials are hereby authorized to issue a Purchase Order to Streicher's Inc. based on the terms and conditions set forth in Request for Bids #1968-19 for the purchase of 110 Sig Sauer handguns, ammunition, spare parts, and holsters, to trade in the Police Department's current handguns as partial payment, and to draw funds in the amount of \$41,779.75 from the 2019 Capital Project Fund-Other Equipment #40021100-649100 in payment of same.

AKB





I HEREBY CERTIFY that the foregoing Resolution was duly passed by the Common Council of the City of Sheboygan, Wisconsin, on the _____ day of _____, 20____.

Dated _____ 20____, _____, City Clerk
Approved _____ 20____, _____, Mayor

CITY OF SHEBOYGAN

REQUEST FOR LICENSES, HEARINGS AND PUBLIC SAFETY COMMITTEE

ITEM DESCRIPTION: Res. No. 77-19-20 by Alderpersons Sorenson and Wolf authorizing the appropriate City officials to issue a purchase order for the purchase of Sig Sauer handguns, ammunition, spare parts, and holsters from Streicher's Inc. for the Sheboygan Police Department.

REPORT PREPARED BY: Bernard R. Rammer Purchasing Agent

REPORT DATE: August 29, 2019

MEETING DATE: September 11, 2019

FISCAL SUMMARY:

Budget Line Item: 40021100-649100
Budget Summary: 2019 Capital Projects
Other Equipment
Budgeted Expenditure: \$45,125.00
Budgeted Revenue: N/A

STATUTORY REFERENCE:

Wisconsin Statutes: N/A
Municipal Code: N/A

BACKGROUND / ANALYSIS:

The Sheboygan Police Department included funding in the 2019 Capital Projects budget for the replacement of handguns and related equipment including trade-in of the current weapons.

STAFF COMMENTS:

The Sheboygan Police Department range tested a number of weapons from several manufacturers and found those offered by Sig Sauer to meet or exceed all of the requirements. A formal Request for Bids was issued to the two Sig Sauer Dealers in the State of WI authorized by the manufacturer to sell to professional police agencies. The City received one bid from Streicher's Inc. of Butler WI.

110 Handguns with a one-for one trade-in of the current weapons, Duty Ammunition, Training Ammunition, Armorer Training Classes for three officers, new belt holsters and a factory recommended basic inventory of repair and consumable parts and supplies in the amount of \$ 41,779.75

Following a comprehensive review by staff, the bid has been determined to meet all of the requirements and Staff is satisfied that the vendor has sufficient capacity to handle the work.

ACTION REQUESTED:

A Motion to recommend that the Council adopt Res. No. 77-19-20 authorizing the appropriate City officials to issue a purchase order to Streichers, Inc. of Butler WI, Inc. for the purchase of handguns including trade in and supplies and accessories as per the Request For Bids and resultant proposal received from Streicher's Inc. in the amount of \$ 41,779.75.

ATTACHMENTS:

- I. Res. No. 77-19-20

II

DIRECT REFERRAL TO LICENSING, HEARINGS, AND PUBLIC SAFETY COMMITTEE

R. O. No. 76 - 19 - 20. By CITY CLERK. September 11, 2019.

Submitting license application.

City Clerk

CHANGE OF PREMISE

No. Name

Address

2805 Blue Harbor Resort

725 Blue Harbor Drive - One day event
to be held 9/21/19 to include current
premises description plus lawn outside
north end of building (Peninsula Room).

LHPS

II

Other Matters

R. O. No. 75 - 19 - 20. By CITY CLERK. September 3, 2019.

Submitting various license applications for the period ending June 30, 2020 and June 30, 2021.

City Clerk

BEVERAGE OPERATOR'S LICENSE (June 30, 2021) (NEW)

<u>No.</u>	<u>Name</u>	<u>Address</u>
2929	Gilliam, Alexander R.	1527 Indiana Avenue
0171	Horness, Megan A.	5031 Baronwood Parkway
2934	Mcatee, Christine T.	1828 N. 5 th Street
2927	Nelson, Michelle L.	830 N. Water Street Apt. 320
2933	Neumeyer, Amanda J.	2519 Saemann Avenue Apt. 5
2936	Noguez, Stephanie	2206 S. 16 th Street
6888	Rosas, Lucia	2407 Broadway Avenue
2823	Santana, Alicia	2724 Main Avenue
7052	Schad, Jamie L.	2526 N. 9 th Street
2680	Schubert, Robin L.	2037 Wiemann Avenue
8389	Schultz, Cynthia A.	507 Pine Street, Sheboygan Falls
0316	Stemper, Sarah M.	1615 New Jersey Avenue
5247	Thomas, Brandy J.	1522 Michigan Avenue
0422	Vollrath, Miko B.	2311 N. 35 th Street
5998	Weber, Barbara F.	2227 Carmen Avenue
2925	Wildman, Helena R.	711 Broadway Avenue
2930	Zerger, Derek S.	N9010 County Road M, Elkhart Lake
2926	Zufelt, Frank H.	120 Lincoln Circle, Kohler

CHANGE OF PREMISE

<u>No.</u>	<u>Name</u>	<u>Address</u>
3056	Gotta Getcha in Oasis	840 Wilson Avenue - One day event to be held 09/21/19 to include current premises plus parking lots to the north, west, east and south of business.

AHPS

CLASS "A" BEER LICENSE (June 30, 2020) (NEW)

<u>No.</u>	<u>Name</u>	<u>Address</u>
3420	Business Drive Mobile	2113 S. Business Drive
3421	Union Avenue BP	1208 Union Avenue

"CLASS B" LIQUOR LICENSE (June 30, 2020) (NEW)

<u>No.</u>	<u>Name</u>	<u>Address</u>
3418	Fairfield Inn by Marriot	4117 S. Taylor Drive

TOBACCO LICENSE (June 30, 2020) (NEW)

<u>No.</u>	<u>Name</u>	<u>Address</u>
3419	Greenhouse Partners	933 Michigan Avenue